2017 Consolidated Annual Performance &

Evaluation Report

City of Burlington, Vermont

Prepared by
Community & Economic Development Office
Room 32 – City Hall
149 Church Street
Burlington, Vermont, 05401
(802) 865-7144
www.burlingtonvt.gov/cedo

This document is available upon request in alternative formats for persons with disabilities.

OMB Control No: 2506-0117 (exp. 06/30/2018)

CR-05 - Goals and Outcomes

Progress the jurisdiction has made in carrying out its strategic plan and its action plan. 91.520(a)

This could be an overview that includes major initiatives and highlights that were proposed and executed throughout the program year.

The City's Community & Economic Development Office regularly prepares three major plans and reports about housing and community development. First, there is the City's Consolidated Plan for Housing & Community Development. The Consolidated Plan covers a five-year time period; provides detailed information about city demographics, the local housing market and the local economy; and outlines housing and community development needs and priorities.

Second, the City prepares an Action Plan each year to address the Consolidated Plan priorities. The Action Plan is a budget for spending the Community Development Block Grant (CDBG) and HOME Investment Partnership program (HOME) resources that the City receives from the U.S. Department of Housing & Urban Development (HUD). Each annual Action Plan details how the City plans to spend meet Consolidated Plan priorities. It must be submitted to HUD each year by May 15.

Third, after the close of each program year, the City prepares a Consolidated Annual Performance & Evaluation Report to report on progress and on CDBG and HOME expenditures during the year. The City is required to prepare the Consolidated Plan, annual Action Plans and annual Performance Reports in order to receive funding under the CDBG and HOME programs.

This Performance Report covers the fifth and final year of the five-year period covered by the City's 2013 Consolidated Plan for Housing & Community Development. It contains information on all CDBG and HOME projects that were funded, underway and/or completed during the program year beginning July 1, 2017 and ending June 30, 2018 (referred to as Program Year 2017). It also contains other information that may be of interest to the community, such as community indicators (Appendix A) and partner activities that contribute to the goals of the Consolidated Plan. The Report is due to HUD by September 30.

A Public Hearing was held before the Burlington City Council on September 24, 2018, concerning this Report. Comments were accepted at the Public Hearing as well as at the Community & Economic Development Office through September 27, 2018. One City Councilor asked about the food insecurity goal that were not met during the five year Con Plan. It was explained that the City changed the way projects were funded but we did have funding set aside for a development project for the Foodshelf. Another councior discussed the need for a year round low barrier shelter and we agreed with that need. Finally, a councilor asked about the future of federal funding and the risk to CDBG and HOME cuts. It was explained that Congress supports these programs because local communities choose how to spend the funds. We continue to solicit the input of our citizens about the effective allocation and expenditure of our CDBG and HOME resources and on housing and community development needs.

OMB Control No: 2506-0117 (exp. 06/30/2018)

Comparison of the proposed versus actual outcomes for each outcome measure submitted with the consolidated plan and explain, if applicable, why progress was not made toward meeting goals and objectives. 91.520(g)

Categories, priority levels, funding sources and amounts, outcomes/objectives, goal outcome indicators, units of measure, targets, actual outcomes/outputs, and percentage completed for each of the grantee's program year goals.

Goal	Category	Source / Amount	Indicator	Unit of Measure	Expected – Strategic Plan	Actual – Strategic Plan	Percent Complet
DH 1.1 Protect the Vulnerable New Trans Housing	Affordable Housing Homeless	CDBG: $ / HOME: $	Overnight/Emergency Shelter/Transitional Housing Beds added	Beds	10	0	0.00%
DH 1.2 Protect the Vulnerable New Perm Sup Housing	Affordable Housing Homeless Non-Homeless Special Needs	CDBG: $ / HOME: $	Rental units constructed	Household Housing Unit	36	8	22.22%
DH 1.2 Protect the Vulnerable New Perm Sup Housing	Affordable Housing Homeless Non-Homeless Special Needs	CDBG: $ / HOME: $	Housing for Homeless added	Household Housing Unit	22	46	209.09%
DH 2.1 Produce new affordable rental units.	Affordable Housing Non-Homeless Special Needs	CDBG: $ / HOME: $	Rental units constructed	Household Housing Unit	75	105	140.00%
DH 2.2 Promote Homeownership - New Owner Units	Affordable Housing	CDBG: $ / HOME: $	Homeowner Housing Added	Household Housing Unit	67	44	65.67%

OMB Control No: 2506-0117 (exp. 06/30/2018)

DH 2.3 Promote Homeownership - Buyer Assist	Affordable Housing	CDBG: $ / HOME: $	Direct Financial Assistance to Homebuyers	Households Assisted	91	107	117.58%
DH 3.1 Preserve and Upgrade Existing Housing	Affordable Housing Non-Homeless Special Needs	CDBG: $ / HOME: $	Rental units rehabilitated	Household Housing Unit	287	258	89.90%
DH 3.2 Acquire and Upgrade - Rehab Rental Units	Affordable Housing Non-Homeless Special Needs	CDBG: $ / HOME: $	Rental units rehabilitated	Household Housing Unit	225	175	77.78%
DH 3.3 Acquire and Upgrade - Rehab Owner Units	Affordable Housing	CDBG: $ / HOME: $	Homeowner Housing Rehabilitated	Household Housing Unit	33	28	84.85%
DH 3.4 Protect the Vulnerable - Housing Retention	Affordable Housing Homeless Non-Homeless Special Needs	CDBG: $ / HOME: $	Public service activities other than Low/Moderate Income Housing Benefit	Persons Assisted		992	
DH 3.4 Protect the Vulnerable - Housing Retention	Affordable Housing Homeless Non-Homeless Special Needs	CDBG: $ / HOME: $	Public service activities for Low/Moderate Income Housing Benefit	Households Assisted	1605	2232	139.07%
DH 3.4 Protect the Vulnerable - Housing Retention	Affordable Housing Homeless Non-Homeless Special Needs	CDBG: $ / HOME: $	Homeless Person Overnight Shelter	Persons Assisted		0	
DH 3.5 Protect the Vulnerable Lead Hazard Reduce	Affordable Housing	CDBG: $ / HOME: $	Rental units rehabilitated	Household Housing Unit	60	216	360.00%

OMB Control No: 2506-0117 (exp. 06/30/2018)

DH 3.5 Protect the Vulnerable Lead Hazard Reduce	Affordable Housing	CDBG: $ / HOME: $	Homeowner Housing Rehabilitated	Household Housing Unit	41	33	80.49%
EO 1.1 Retain/Create Jobs/MicroEnterprises	Non-Housing Community Development	CDBG: $ / HOME: $	Facade treatment/business building rehabilitation	Business	0	0	
EO 1.1 Retain/Create Jobs/MicroEnterprises	Non-Housing Community Development	CDBG: $ / HOME: $	Jobs created/retained	Jobs	60	0	0.00%
EO 1.1 Retain/Create Jobs/MicroEnterprises	Non-Housing Community Development	CDBG: $ / HOME: $	Businesses assisted	Businesses Assisted	65	149	229.23%
EO 1.2 Enhance Commercial Infrastructure	Non-Housing Community Development	CDBG: $ / HOME: $	Facade treatment/business building rehabilitation	Business	2	0	0.00%
EO 1.2 Enhance Commercial Infrastructure	Non-Housing Community Development	CDBG: $ / HOME: $	Jobs created/retained	Jobs	5	19	380.00%
EO 1.2 Enhance Commercial Infrastructure	Non-Housing Community Development	CDBG: $ / HOME: $	Businesses assisted	Businesses Assisted	5	6	120.00%
EO 1.3 Reduce Economic Barriers - Access Resources	Non-Housing Community Development	CDBG: $ / HOME: $	Public service activities other than Low/Moderate Income Housing Benefit	Persons Assisted	3500	4335	123.86%
EO 3.1 Reduce Economic Barriers - Child Care	Non-Housing Community Development	CDBG: $ / HOME: $	Public service activities other than Low/Moderate Income Housing Benefit	Persons Assisted	400	228	57.00%

OMB Control No: 2506-0117 (exp. 06/30/2018)

Planning and Administration	Planning and Adminstration	CDBG: $ / HOME: $	Other	Other	1	1	100.00%
SL 1.1 Protect the Vulnerable Homeless Shlter/Serv	Homeless	CDBG: $ / HOME: $	Public service activities other than Low/Moderate Income Housing Benefit	Persons Assisted		450	
SL 1.1 Protect the Vulnerable Homeless Shlter/Serv	Homeless	CDBG: $ / HOME: $	Public service activities for Low/Moderate Income Housing Benefit	Households Assisted	4000	5429	135.73%
SL 1.1 Protect the Vulnerable Homeless Shlter/Serv	Homeless	CDBG: $ / HOME: $	Homeless Person Overnight Shelter	Persons Assisted	100	502	502.00%
SL 1.1 Protect the Vulnerable Homeless Shlter/Serv	Homeless	CDBG: $ / HOME: $	Overnight/Emergency Shelter/Transitional Housing Beds added	Beds	0	0	
SL 1.2 Provide Public Services At-Risk Pop. - Food	Non-Housing Community Development	CDBG: $ / HOME: $	Public service activities other than Low/Moderate Income Housing Benefit	Persons Assisted	20000	5915	29.58%
SL 1.2 Provide Public Services At-Risk Pop. - Food	Non-Housing Community Development	CDBG: $ / HOME: $	Homeless Person Overnight Shelter	Persons Assisted		0	
SL 1.3 Provide Public Services At-Risk Youth	Non-Housing Community Development	CDBG: $ / HOME: $	Public service activities other than Low/Moderate Income Housing Benefit	Persons Assisted	180	351	195.00%
SL 1.4 Provide Public Services At Risk - Health	Non-Housing Community Development	CDBG: $ / HOME: $	Public service activities other than Low/Moderate Income Housing Benefit	Persons Assisted	1000	1402	140.20%

OMB Control No: 2506-0117 (exp. 06/30/2018)

SL 1.4 Provide Public Services At Risk - Health	Non-Housing Community Development	CDBG: $ / HOME: $	Homeless Person Overnight Shelter	Persons Assisted		0	
SL 3.1 Improve Public Facilities	Non-Housing Community Development	CDBG: $ / HOME: $	Public Facility or Infrastructure Activities other than Low/Moderate Income Housing Benefit	Number of Facilities	10	7	70%
SL 3.1 Improve Public Facilities	Non-Housing Community Development	CDBG: $ / HOME: $	Homeless Person Overnight Shelter	Persons Assisted		59	
SL 3.1 Improve Public Facilities	Non-Housing Community Development	CDBG: $ / HOME: $	Overnight/Emergency Shelter/Transitional Housing Beds added	Beds		0	
SL 3.2 Improve Public Infrastructure	Non-Housing Community Development	CDBG: $ / HOME: $	Public Facility or Infrastructure Activities other than Low/Moderate Income Housing Benefit	Persons Assisted	42000	34821	82.91%
SL 3.3 Redevelop Brownfields	Affordable Housing Non-Housing Community Development	CDBG: $ / HOME: $	Brownfield acres remediated	Acre	5	5	100.00%

Table 1 - Accomplishments – Program Year & Strategic Plan to Date

Assess how the jurisdiction's use of funds, particularly CDBG, addresses the priorities and specific objectives identified in the plan, giving special attention to the highest priority activities identified.

The City is spending 75% its CDBG and HOME dollars on high priority activities to include most housing and economic development projects. The remaining 25% pent on medium priority activities. Burlington continues to focus almost 96% of expenditures assisting low-and moderate income persons.

OMB Control No: 2506-0117 (exp. 06/30/2018)

Highlights of Outcomes

The City's highest priority under its Consolidated Plan is affordable housing. Highlights include:

- The Burlington Lead Program closed out their 3 year Lead Grant. The program completed testing for Lead-Based Paint hazards in 35 housing units, performed Lead Hazard Control activities on 7 housing units, performed Healthy Home interventions in 6 housing units, trained 151 individuals on the VT Essential Maintenance Practices Lead Law (EMP), and conducted 5 Outreach and Education events that reached over 5430 individuals. Over $569,000 was allocated for these activities.
- Champlain Housing Trust obtained all the local permits and funding to complete the Laurentide project of 72 units in one phase.
- Home sharing and home-based senior services helped 125 residents remain housed and living independently.
- ReSource Youthbuild Program weatherized 2 units of low income housing while training 6 Burlington students to gain marketable skills in construction and weatherization.

- Progress was made toward the goals of preserving the affordability of 70 affordable units and assessing their capital improvements.
- Rehabilitation of 4 owner-occupied units were completed enabling low income households to remain housed.
- With the purchase of the Bel Aire Motel by Champlain Housing Trust, 8 permanent supportive housing units, with a focus on medical respite were added to assist our most vulnerable residents.

Economic opportunity is the City's next overall priority. Highlights include:

- CEDO provided technical assistance to 20 current or potential entrepreneurs, including finding commercial space, start your business in a day website or market research. Two new businesses were created and 1 business expanded.
- CEDO provided direct assistance to Bessery's Market in the New North End and they created one new job. Continued work on the redevelopment of CityPlace Burlington and outreach to local businesses on Church Street.
- The Women's Small Business Program assisted 30 women with training and technical assistance.

3 new businesses started and 6 businesses expanded.

- Providing quality early childhood services to 55 children in Sarah Holbrook and Lund's programs.

A suitable living environment is the City's third priority. Highlights include:

- CDBG-funded agencies provided shelter and services to over 395 homeless residents and 20 individuals experiencing homelessness were housed with permanent supportive housing.
- Development work helped to complete the Lake Champlain Community Sailing Center, and begin the Harbor Marina.
- Accessibility improvements for Community Health Centers of Burlington are complete.
- Progress was made on the renovations to the O.N.E. Community Center including the relocation of the Senior Congregate Meal Program.
- At the Burlington Children's Space, 44 children received 2 meals a day giving them nutrition for better health and learning.

Narrative on Progress

This Consolidated Annual Performance and Evaluation Report is the fifth report, or final report, in the City of Burlington's 5 year 2013 Consolidated Plan. Below is a narrative of the progress the City of Burlington has achieved overall on the goals set back in 2013.

Outcome -increase the availability of/access to decent housing. Two of our goals were met at or above 100%,; one goal was met at 80% and two goals were not met. With the new direction from HUD, the City's goal of 10 transitional units was not pursued. The goal of 36 new special needs units (for seniors) overlapped a completion of Thayer Commons in 2012 yet it went into the 2013 Consolidated Plan.

Outcome -Increase the affordability of decent housing: Two goals were met at or above 100% and the goal of producing new affordable homeowner units achieved 66% of the goal.

Outcome - increase the sustainability of decent housing: The goal of housing retention exceeded 100%. Two goals, preservation and upgrading housing and rehabilitation of homeowner units achieved over 85% of the goal whereas the rehabilitation of rental units reached 78% because one rehab project of over 50 units is still in the works.

Outcome - increase the availability of/access to economic opportunity: All goals were met at or above

100%.

Outcome - increase the sustainability of economic opportunity: One goal, access to resources, achieved over 100% of the goal set. The second goal of reducing economic barriers through child care achieved 57% of the goal because several early childhood education programs decided to no longer apply for CDBG funding.

Outcome - increase the availability of /access to a suitable living environment: Three of the 4 goals achieved 100% or above over the five years. One goal, provide public services for at risk population with food insecurity, only achieved 30% of the goal because the Foodshelf no longer applied for public services funding after the first year due to the change in delivery of CDBG funds.

Outcome - increase the sustainability of a suitable living environment: This goal achieved a 70% success rate with the number of facilities improved. Because renovation projects take a long time to plan and execute, there are 3 projects still in process which will be counted next year.

Overall, the City of Burlington achieved successful completion of 16 of the 23 goals set in 2013.

CR-10 - Racial and Ethnic composition of families assisted

Describe the families assisted (including the racial and ethnic status of families assisted). 91.520(a)

	CDBG	HOME
White	1,324	16
Black or African American	294	1
Asian	79	0
American Indian or American Native	9	0
Native Hawaiian or Other Pacific Islander	1	0
Total	**1,707**	**17**
Hispanic	27	5
Not Hispanic	1,680	12

Table 2 – Table of assistance to racial and ethnic populations by source of funds

Narrative

The City's CDBG expenditures continue to be focused on those at the lowest income levels. The chart below shows CDBG expenditures by income level for this program year, for all completed programs/projects. Over 96% of those served are low to moderate income persons.

The racial mix reflects a growing disparity in relation to the population as a whole. For the following statistics, the 2016 American Community Survey figures by race and ethnicity are compared to racial composition of CDBG beneficiaries served. The majority of the beneficiaries served with CDBG funds are white, but still considerably less than the population of Burlington as a whole – 78%/83.8%. Black/African Americans comprise 17% of the CDBG population, compared to 4.7% of the general population. Asians are 5% of CDBG beneficiaries versus 6.0% of the total population. Hispanic or Latino of any race consists of 2.9% of the Burlington population and 3% of the CDBG population.

OMB Control No: 2506-0117 (exp. 06/30/2018)

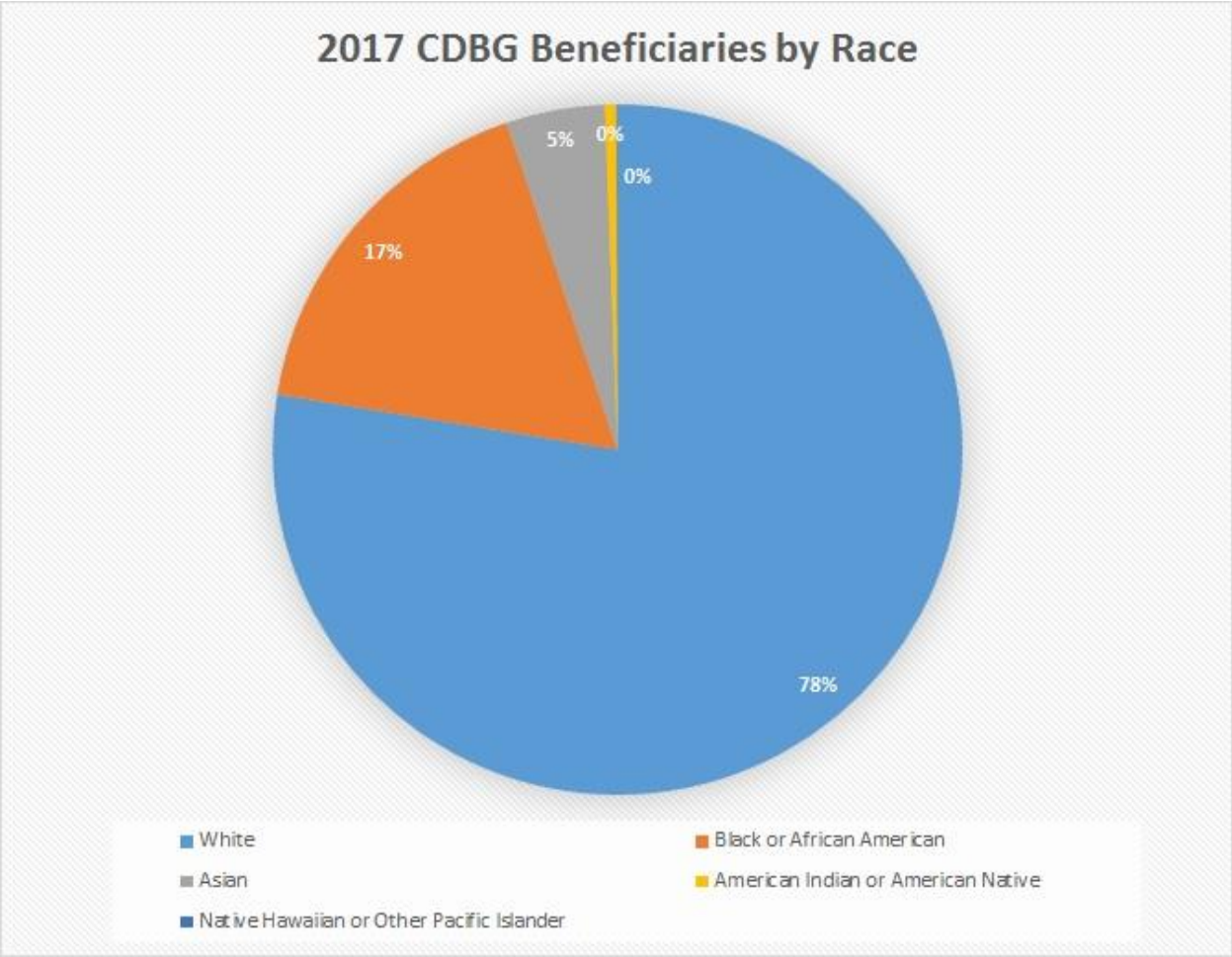

OMB Control No: 2506-0117 (exp. 06/30/2018)

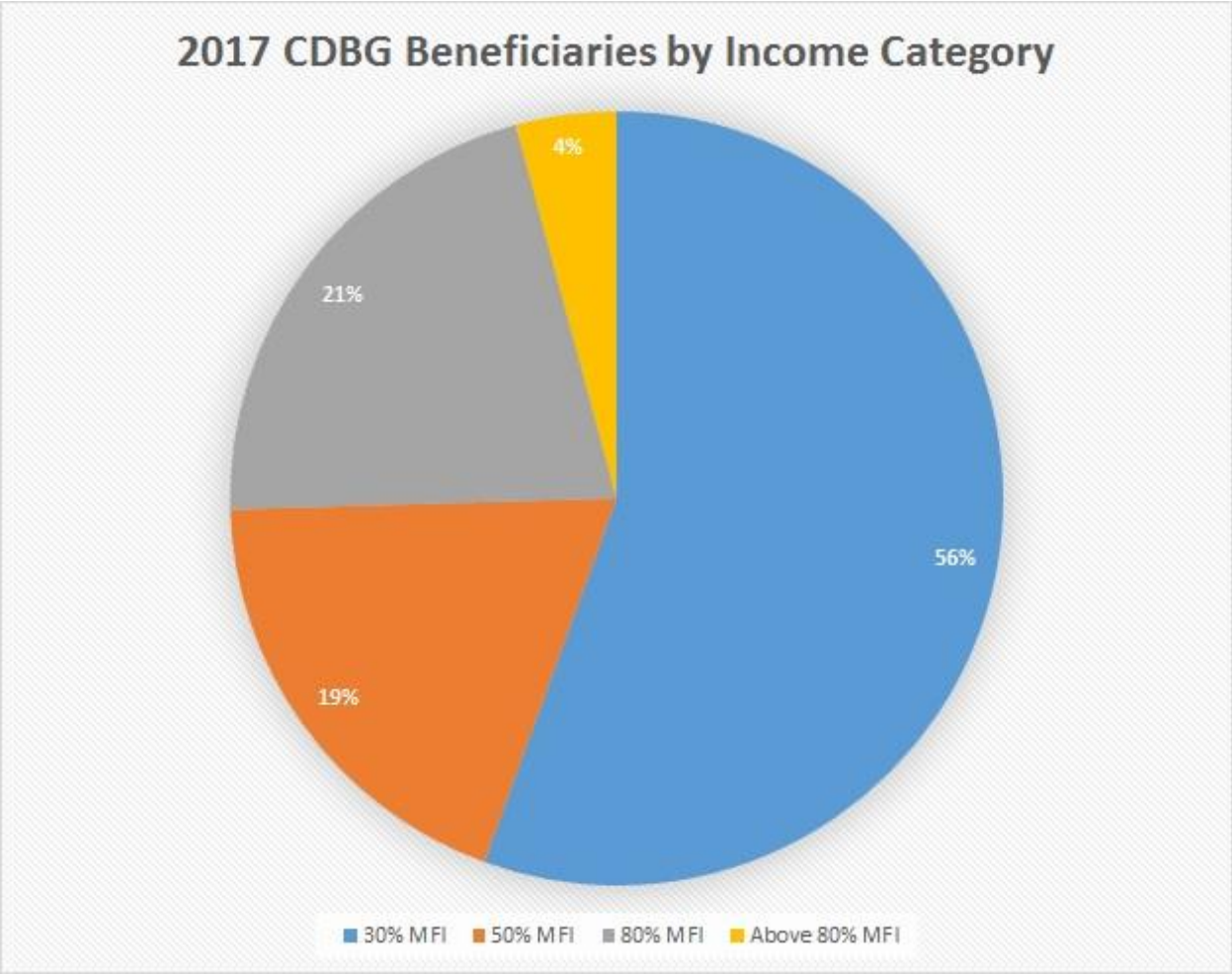
2017 CDBG Beneficiaries by Income Category
4%
21%
56%
19%
30% MFI
50% MFI
80% MFI
Above 80% MFI

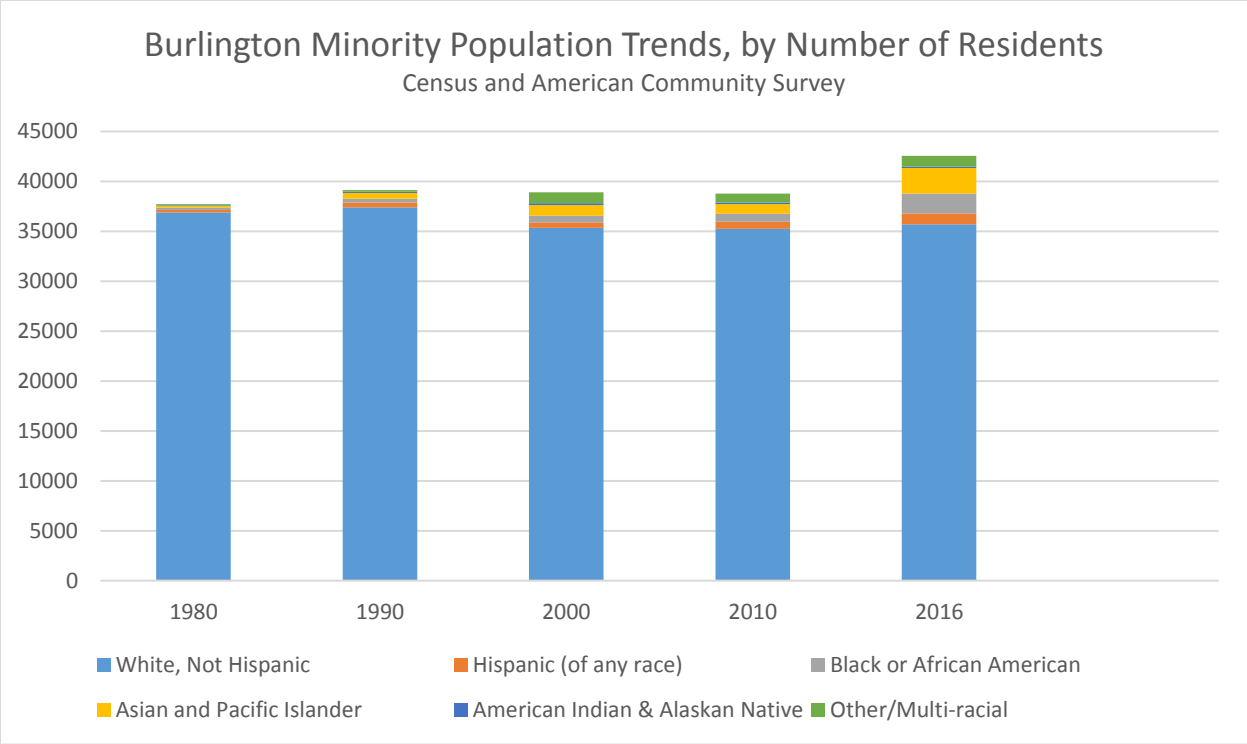

OMB Control No: 2506-0117 (exp. 06/30/2018)

CR-15 - Resources and Investments 91.520(a)

Identify the resources made available

Source of Funds	Source	Resources Made Available	Amount Expended During Program Year
CDBG	CDBG	1,572,171	743,637
HOME	HOME	932,928	136,508
HOPWA	HOPWA		
ESG	ESG		
Other	Other		

Table 3 - Resources Made Available

Narrative

The resources available to our City, to serve our low- and moderate income residents, include federal, state, local and private sources. With Entitlement funds, the City expended $743,637 of CDBG funds and $136,508 in HOME funds. The City also spent $44,721 in Healthy Homes and $147,627 in Lead Hazard Control funding and $516,175 in community justice grants. The additional leveraged funds, including match and CDBG leveraged dollars are detailed in the following sections

Identify the geographic distribution and location of investments

Target Area	Planned Percentage of Allocation	Actual Percentage of Allocation	Narrative Description
City-Wide Area	25	55	Low-Mod Income areas City Wide
NEIGHBORHOOD REVITALIZATION STRATEGY AREA	75	45	

Table 4 – Identify the geographic distribution and location of investments

Narrative

In general, the Burlington targets its CDBG and HOME funds to the City's Neighborhood Revitalization Strategy Area. The Neighborhood Revitalization Strategy Area (NRSA) includes census tracts 3, 4, 5, 6 and 10 – roughly, the Old North End, downtown and the waterfront, Ward One including the Riverside Avenue corridor, and the area west of Pine Street down to Flynn Avenue. The NRSA is shaded in purple on the map that follows.

Of total non-administrative CDBG and HOME expenditures, approximately $250,000 was spent on programs /projects located in the NRSA this year. Programs located outside the NRSA, such as the Champlain Valley Agency on Aging's Complex Case Management program for seniors, serve a number of NRSA residents. So the dollar amount of NRSA expenditures is an estimate, not an exact number, of

OMB Control No: 2506-0117 (exp. 06/30/2018)

funds benefitting NRSA residents.

N
Image © 2011 DigitalGlobe
Google
Imagery Date: 4/30/2004 41°29'36.78" N 73°13'38.15" W elev 138 ft Eye alt 24998 ft

The implementation strategies for the Burlington Neighborhood Revitalization Strategy Area are outlined below, together with the actions that the City proposed to take in Program Year 2017 with its CDBG and HOME resources:

1. Stimulate and support business growth/development on Riverside Ave., Smart Growth area, North Street area and downtown.
   Funded Projects/Programs:

- Sustainable Economic Development Strategies
- MicroEnterprise Assistance
- Women's Small Business Program
- Brownfields Program

Annual Benchmarks:

Projected	Actual
3 new business start-ups assisted in the Target Area	3 new business start-ups assisted in Target Area
3 businesses retained/expanded in the Target Area	6 businesses retained/expanded in the Target Area
3 jobs created / retained in the Target Area	0 jobs were created/retained in the Target Area

2. Support workforce development and asset building opportunities for low- and moderate-income residents.
Funded Projects/Programs:

- YouthBuild Burlington
- Women's Small Business Program
- Volunteer Income Tax Assistance

Annual Benchmarks:

Projected	Actual
1 job training program serving Target Area residents	YouthBuild Burlington trained 6 residents in weatherization and other construction skills
2 entrepreneurial training programs serving Target Area residents	The Women's Small Business Program served 24 Target Area residents and CEDO's MicroEnterprise Program served 11 Target Area residents

OMB Control No: 2506-0117 (exp. 06/30/2018)

3. Create and preserve decent, safe and affordable housing in the Target Area.

Funded Projects/Programs:

- Champlain Housing Trust
- Housing Initiatives Program
- YouthBuild Burlington
- HOME – Pearl Union

Annual Benchmarks:

Projected	Actual
3 units of rehabbed housing in Target Area	1 rehabbed housing unit

3. Enhance a suitable living environment in Target Area neighborhoods through infrastructure improvements and public safety and quality of life organizing efforts.

Funded Programs/Projects:

- Neighborhood Revitalization
- ONE Community Center
- Sarah Holbrook Community Center and Burlington Children's Space

Annual Benchmarks:

Projected	Actual
Continued investment into infrastructure in NRSA	Renovation work at ONE Community Center, F/K/A – St. Joseph's Served 51 children in the NRSA with quality early childhood education and meals

OMB Control No: 2506-0117 (exp. 06/30/2018)

Leveraging

Explain how federal funds leveraged additional resources (private, state and local funds), including a description of how matching requirements were satisfied, as well as how any publicly owned land or property located within the jurisdiction that were used to address the needs identified in the plan.

The City leveraged $6,855,000 of other public and private resources to meet identified needs through public facility construction activities completed this year. Over $20,000,000 will be leveraged for the housing construction activity projects. In addition, over $1 million dollars was leveraged to meet identified needs through public service and training activities completed this year. These are other funds that the City and its subgrantees raised for their completed CDBG-funded activities as well as funds invested by outside entities. The sources of leveraged funds for HOME are in the table below.

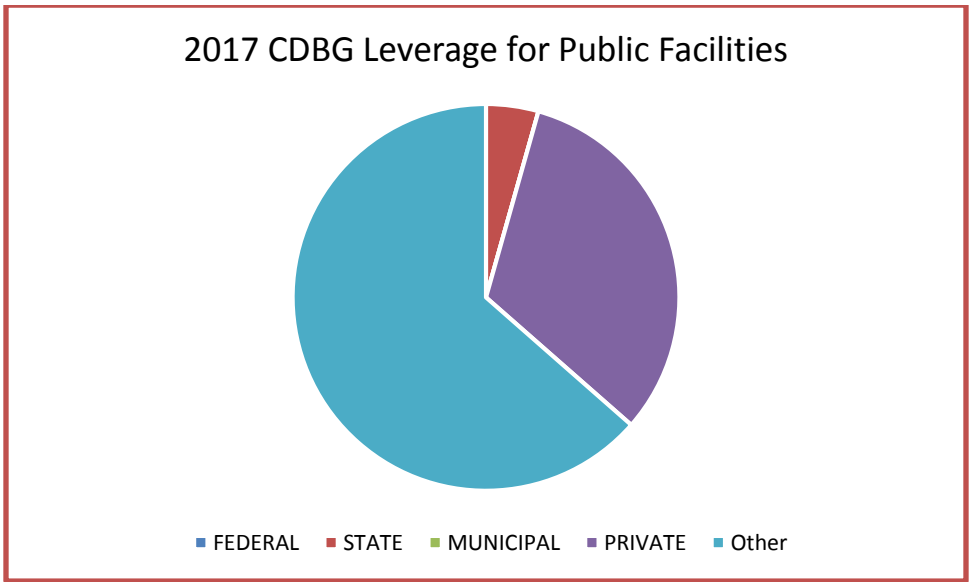

OMB Control No: 2506-0117 (exp. 06/30/2018)

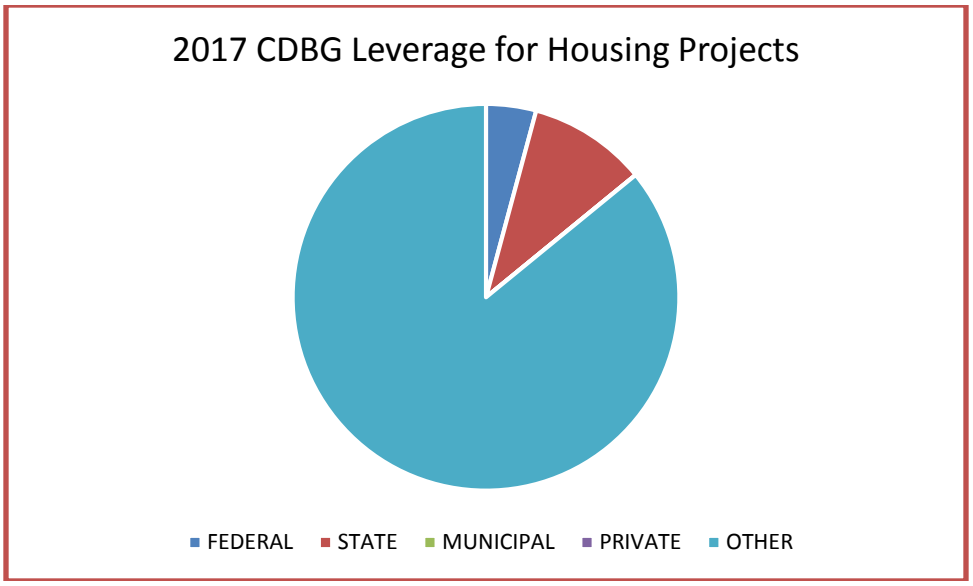

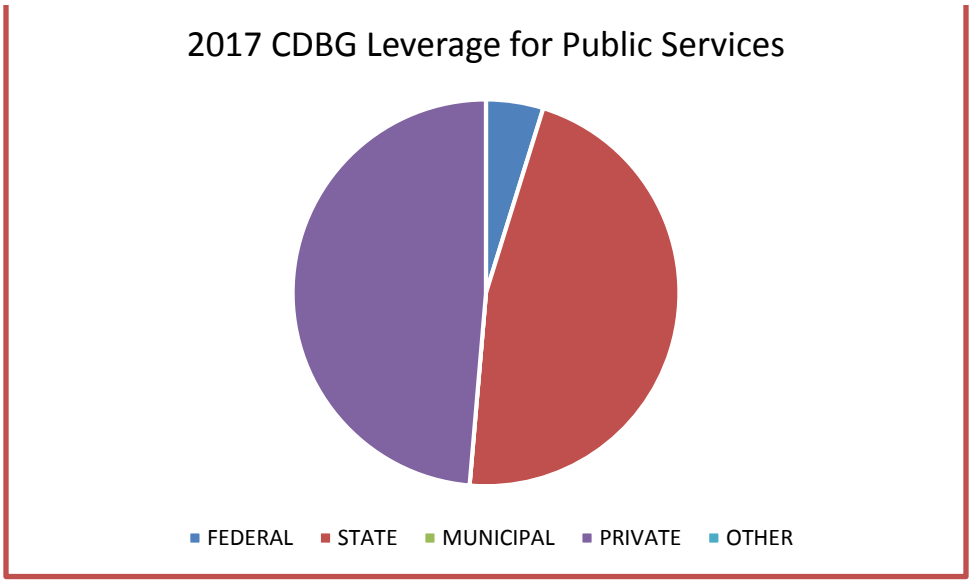

Fiscal Year Summary – HOME Match	
1. Excess match from prior Federal fiscal year	888,558
2. Match contributed during current Federal fiscal year	61,428
3. Total match available for current Federal fiscal year (Line 1 plus Line 2)	949,987
4. Match liability for current Federal fiscal year	34,597
5. Excess match carried over to next Federal fiscal year (Line 3 minus Line 4)	915,390

Table 5 – Fiscal Year Summary - HOME Match Report

OMB Control No: 2506-0117 (exp. 06/30/2018)

Match Contribution for the Federal Fiscal Year								
Project No. or Other ID	**Date of Contribution**	**Cash (non-Federal sources)**	**Foregone Taxes, Fees, Charges**	**Appraised Land/Real Property**	**Required Infrastructure**	**Site Preparation, Construction Materials, Donated labor**	**Bond Financing**	**Total Match**
1440	04/12/2017	55,536	5,892	0	0	0	0	61,428

Table 6 – Match Contribution for the Federal Fiscal Year

HOME MBE/WBE report

Program Income – Enter the program amounts for the reporting period				
Balance on hand at begin-ning of reporting period $	**Amount received during reporting period $**	**Total amount expended during reporting period $**	**Amount expended for TBRA $**	**Balance on hand at end of reporting period $**
145	140	140	0	145

Table 7 – Program Income

OMB Control No: 2506-0117 (exp. 06/30/2018)

Minority Business Enterprises and Women Business Enterprises – Indicate the number and dollar value of contracts for HOME projects completed during the reporting period						
	Total	**Minority Business Enterprises**				**White Non-Hispanic**
		Alaskan Native or American Indian	**Asian or Pacific Islander**	**Black Non-Hispanic**	**Hispanic**	
Contracts						
Dollar Amount	5,555,398	0	0	0	0	5,555,398
Number	3	0	0	0	0	3
Sub-Contracts						
Number	22	0	0	0	0	22
Dollar Amount	2,435,214	0	0	0	0	2,435,214

	Total	**Women Business Enterprises**	**Male**
Contracts			
Dollar Amount	5,555,398	5,272,154	283,244
Number	3	2	1
Sub-Contracts			
Number	24	2	22
Dollar Amount	2,435,214	441,569	1,993,645

Table 8 - Minority Business and Women Business Enterprises

Minority Owners of Rental Property – Indicate the number of HOME assisted rental property owners and the total amount of HOME funds in these rental properties assisted						
	Total	**Minority Property Owners**				**White Non-Hispanic**
		Alaskan Native or American Indian	**Asian or Pacific Islander**	**Black Non-Hispanic**	**Hispanic**	
Number	0	0	0	0	0	0
Dollar Amount	0	0	0	0	0	0

Table 9 – Minority Owners of Rental Property

OMB Control No: 2506-0117 (exp. 06/30/2018)

Relocation and Real Property Acquisition – Indicate the number of persons displaced, the cost of relocation payments, the number of parcels acquired, and the cost of acquisition		
Parcels Acquired	0	0
Businesses Displaced	0	0
Nonprofit Organizations Displaced	0	0
Households Temporarily Relocated, not Displaced	0	0

Households Displaced	**Total**	**Minority Property Enterprises**				**White Non-Hispanic**
		Alaskan Native or American Indian	**Asian or Pacific Islander**	**Black Non-Hispanic**	**Hispanic**	
Number	0	0	0	0	0	0
Cost	0	0	0	0	0	0

Table 10 – Relocation and Real Property Acquisition

OMB Control No: 2506-0117 (exp. 06/30/2018)

CR-20 - Affordable Housing 91.520(b)

Evaluation of the jurisdiction's progress in providing affordable housing, including the number and types of families served, the number of extremely low-income, low-income, moderate-income, and middle-income persons served.

	One-Year Goal	Actual
Number of Homeless households to be provided affordable housing units	7	7
Number of Non-Homeless households to be provided affordable housing units	10	9
Number of Special-Needs households to be provided affordable housing units	3	3
Total	**20**	**19**

Table 11 – Number of Households

	One-Year Goal	Actual
Number of households supported through Rental Assistance	0	0
Number of households supported through The Production of New Units	5	9
Number of households supported through Rehab of Existing Units	10	13
Number of households supported through Acquisition of Existing Units	0	0
Total	**15**	**22**

Table 12 – Number of Households Supported

Discuss the difference between goals and outcomes and problems encountered in meeting these goals.

We achieved a 95% success rate in the number of households in Table 10 and a 147% success rate in Table 11.

Discuss how these outcomes will impact future annual action plans.

Decent and affordable housing is the City's highest priority. Projects that acquire, preserve and create affordable housing will continue to be funded in subsequent Action Plans within the current 5 year Consolidated Plan.

Include the number of extremely low-income, low-income, and moderate-income persons served by each activity where information on income by family size is required to determine the eligibility of the activity.

Number of Households Served	CDBG Actual	HOME Actual
Extremely Low-income	6	0
Low-income	0	0
Moderate-income	0	0
Total	**6**	**0**

Table 13 – Number of Households Served

Narrative Information

Housing is the essence of Burlington's neighborhoods. Support for affordable housing allows elders to remain in the homes and neighborhoods they know. Homebuyer purchase and rehabilitation programs allow the next generation of residents to own and modernize older homes.

Affordable housing is a balance to economic development. In boom times, affordable housing ensures that there is housing for workers and that rising prices do not displace residents. In a troubled economy, affordable housing development is an economic engine and its subsidies ensure that low-income residents are not made homeless. Finally, the use of affordable housing to redevelop distressed neighborhoods prevents the loss of value of the surrounding properties and encourages long-term investment by other property owners.

All the citizens of Burlington have the right to live and raise their families in homes that are safe and sound, at a cost that allows them to afford the other necessities of life. The free market for housing is often not a fair market for low-income residents, including the elderly and disabled, as well as many workers whose wages have not kept up with housing costs. Without rehabilitation and/or general housing assistance, housing conditions will deteriorate or become expensive to maintain, push people from their homes and leave others with no homes at all.

planBTV, a product of the HUD Sustainable Communities Initiative Planning Grant, emphasizes ways to promote and improve mixed use and quality urban design, affordable and workforce housing and especially housing for the downtown. In addition, the City also participated in the regional HUD Sustainable Communities grant, the ECOS Plan, to integrate housing, land use, economic and workforce development, transportation and infrastructure investments. Ensuring the availability of a continuum of housing, for all residents of Burlington, continues to be a top priority for the City.

The City continued with the implementation of several proposals contained in Burlington's Housing Action Plan, which was passed in October 2015. Specifically, the Working Group which had been established to review recommendations arising from the Inclusionary Zoning Evaluation report, commenced its work in September 2017. The Group's recommendations report was presented to the City Council in July 2018. Additionally, in November 2017, the City adopted planBTV: Downtown Code, the new downtown form-based code aimed at fostering more predictable built results and a higher-quality public realm. In the last two years, the University of Vermont (UVM) and Champlain College have each built new on campus housing for about 300 students, or about 600 total. The City continues discussions with both UVM and Champlain College regarding options for the remainder of the goal of 1,700 new, well-managed undergraduate student housing beds over the next five years.

CR-25 - Homeless and Other Special Needs 91.220(d, e); 91.320(d, e); 91.520(c)

Evaluate the jurisdiction's progress in meeting its specific objectives for reducing and ending homelessness through: Reaching out to homeless persons (especially unsheltered persons) and assessing their individual needs

Continuum of Care services for the homeless in the Greater Burlington metropolitan area are delivered through a consortium of nonprofit organizations, faith-based organizations, housing developers, government agencies, and the Burlington Housing Authority.

The Chittenden Homeless Alliance created a common agenda and committed to the following vision for ending homelessness:

Homelessness in Chittenden County will be rare and brief and brief.*All people who experience homelessness become stably and safely housed through access to a responsive, comprehensive and coordinated community network.*

The jurisdiction has a number of outreach programs to connect to homeless persons, especially unsheltered persons, and assess their needs. These include services and points of contact from the local food shelf, daytime drop in shelter, and the Salvation Army. These agencies provide meals every day in our community and are the service providers that the homeless population routinely seeks out.

A SAMHSA funded PATH grant funds outreach work in our community for two outreach positions to find and connect with the homeless who are mentally ill and difficult to engage, offering persons who are experiencing homelessness community-based services. A street outreach team, funded by our Police Department and local businesses, provides outreach to individuals, families with children, and youth sleeping on the streets in our downtown area. An Adult Local Interagency Team helps to identify unsheltered persons and provide consultation and expertise to help resolve difficult situations involving chronically homeless persons with multiple physical or emotional issues in securing and utilizing services. The goal of the team is to help keep these clients within the community and out of the correctional system, hospital, or residential services, while helping them get the support and services they need to be safe and successful.These teams identify individuals and families who are homeless and connect them with appropriate programs, services and housing options.

The Chittenden County Coordinated Entry System (CES) models a no-wrong-door approach to the greatest extent possible with respect to accessing the CES. This means that service-providers and community partners are engaged throughout Chittenden County to become designated Access Points to the CES, allowing individuals and families experiencing a housing crisis to be directly engaged and linked to the CES wherever they may present requesting assistance. Standardized Housing Needs Assessments, however, will only be available through trained Assessment Partners and Assessment Hubs.

Coordinated Entry

Access Points connect persons seeking housing assistance with an Assessment Hub to complete the assessment process by completing the Initial Screening Form with the household and submitting this form to the appropriate Assessment Hub.2-1-1 functions as a virtual Access Point for persons who call the hotline requesting housing assistance. 2-1-1 provides full geographic coverage throughout Chittenden County and will connect persons who are experiencing a housing crisis outside of Burlington to the CES.Coordinated Entry is a system to streamline access to housing supports and resources in Chittenden County. The system was developed to assess and match homeless households for eligible services based on vulnerability, sustainability and length of homelessness through a standardized, scored assessment. Each eligible household will be assigned a housing case manager and added to a master list of homeless households which is reviewed on a weekly basis by coordinated entry partners for appropriate housing opportunities. Currently, eligible households include HUD-defined 'literally homelessâ¿ and 'imminent riskâ¿ households.Additionally, coordinated entry is a tool for better identifying the housing needs facing our community

Outcomes

- The local food shelf served over 1,857 individuals who were homeless.
- The Salvation Army served dinner to over 27,500 (duplicates) during the past year.
- COTS Daystation, a daytime shelter, served 515 homeless individuals with services this past year (representing a 35% increase from the previous year), with an average of 45 per day.
- SAMSHA/PATH outreach workers had contact/outreach with 194 different people over the last grant year and 75 people were actively engaged in service.
- Street outreach team interacted over 2,457 times with 371 homeless individuals in the downtown area, homeless encampments, neighborhoods, at the airport, and in motels last year.

- Adult Interagency Team weekly to provide a forum for collaboration and consult for over 60 individuals and families.
- Community Health Centers of Burlington opened a warming shelter from November through April 18 this winter. This shelter served 184 unduplicated individuals with an average length of stay 12 days and 38 guests each night.
- A Stand Down for veterans offered services and assistance to many.

Addressing the emergency shelter and transitional housing needs of homeless persons

There are two emergency shelters serving single adults including veterans: COTS Waystation and Anew Place. COTS operates the Firehouse and Main Street Family Shelters for households with children. The confidential shelter operated by Steps to End Domestic Violence serves homeless women and children fleeing domestic violence. Spectrum Youth and Family Services operates a shelter for homeless

youth. Each shelter offers case management and housing search assistance to help participants move quickly out of shelter into transitional or permanent housing, with necessary follow-up support for maintaining housing. It remains a goal of the Jurisdiction and the Continuum to increase the actual number of permanent housing and permanent supportive housing options, so that participants will have opportunities to quickly transition out of the emergency shelters.

In addition to these programs, the State of Vermont serves the homeless who qualify with an Emergency Services Motel Voucher program with cold weather exemptions available to those in need when temperatures drop below freezing. Harbor Place, a former Econo-Lodge in nearby Shelburne, provides up to 55 beds of temporary housing. Units include single rooms with refrigerators and microwaves and one- and two-room kitchenette units. Homeless guests include DV victims, those with severe mental illness and those needing medical respite as well as the general homeless population. Onsite service providers include CVOEO, Safe Harbor (which includes some medical care onsite), WHBW, Howard, Reach-Up and the VNA for medical respite cases. Case managers are available 40 hours/week. There is a property manager onsite at night as well as during the day and on weekends.

For the fifth year, Burlington opened a low-barrier warming shelter, operated by Community Health Centers of Burlington from November to April 18. The shelter provided beds for 38 guests per night and served a total of 184 different individuals with the average length of stay being 12 nights.

Emergency Shelter Outcomes

Emergency Shelter OutcomesWith CDBG funding: Steps to End Domestic Violence served 395 adults & children with emergency shelter with an average length of stay of 33 days. 149 persons transitioned to permanent housing either from rental assistance, transitional housing or from the community.With other funding including local, private, state, and other federal funds: Between 7-1-17 and 6-30-18, ANEW Place served 60 individuals. 66% were working on overcoming addictions, 45% were disabled or dealt with a major medical issue, 33% had correction backgrounds, 7% had experienced domestic violence and 5% were asylees or refugees. COTS served 414 unduplicated individuals with emergency shelter (including Family Shelter ‘ 162 people includes 85 children; 252 Aduls in the Waystation Overnight Shelter). The average length of a single stay in: Family shelter - 125 days; Waystation - 39 days.COTS Smith House Emergency Step Up Program served a total of 22 individuals with 17 exiting within the year & 65% securing permanent housing. Spectrum Youth Services served 34 youth at their emergency shelter with an average length of stay of 99 days for those who exited. The average for those remaining in the residence is 61 days. At Harbor Place, 617 households were served this program year. Through the Housing Opportunity Program, administered by the State of VT, 843 households for a total of 50,769 bed nights or an average length of stay of 45 nights, were served. The shelters were opened 100% of the time and 76% of the clients met with a case manager within 3 days of entering the shelter. These numbers include one seasonal shelter (167 nights available). 19% of the adults exited to stable permanent or transitional housing and 85% of the youth had safe exits.

Transitional Housing Outcomes

Steps to End Domestic Violence served 11 adults and 12 children in Sophie's Place, transitional housing. Howard Center served 30 clients with their transitional housing program, Safe Havens. COTS served a total of 26 households (37 individuals including 7 children) in the Canal Street Veterans Transitional Housing Program with 8 exiting within the year and 83% securing permanent housing. For Transitional Housing for youth, 30 youth stayed in Pearl Street Housing & 7 exited to permanent housing; 8 youth still reside in transitional housing; 11 of the 30 youth entered Transitional Housing via the Emergency Shelter. Family Supportive Housing (FSH) provided supportive and therapeutic services to 18 families with complex needs from emergency shelter to transitional and permanent housing with leveraged private subsidy assistance.

Helping low-income individuals and families avoid becoming homeless, especially extremely low-income individuals and families and those who are: likely to become homeless after being discharged from publicly funded institutions and systems of care (such as health care facilities, mental health facilities, foster care and other youth facilities, and corrections programs and institutions); and, receiving assistance from public or private agencies that address housing, health, social services, employment, education, or youth needs

Several agencies administer prevention services that include back rent assistance, home heating fuel aid, transportation, tenants' rights advocacy and legal representation.

The Chittenden Community Action Housing Assistance Program operated by the Champlain Valley Office of Economic Opportunity (CVOEO) worked with 277 households from July 1, 2017 through the end of June 2018; 116 of these households were Burlington residents.

In addition, 40 Burlington Rent Right classes were taught to ovr 250 people.

Chittenden Community Action provided home heating fuel and utility assistance through three programs; Crisis Fuel Assistance, Additional Crisis Expenditures (ACE awards), and the Warmth program. CCA served 1,298 unduplicated Chittenden County households during this past year, 461 of whom were Burlington residents. Some families needed assistance from these emergency home heating and utility programs more than once during the winter season. Community Action provided assistance to these households a total of 2,220 times; 868 of those assists were for the Burlington households.

The statewide 10-Year VT Plan to End Homelessness includes a goal to create an accountability system to ensure all institutions do not routinely discharge people into homelessness or a homeless program through a clear state policy and mandate.

Discharge Planning

Youth exiting foster care in Vermont have two primary supports that protect them from being discharged into homelessness as they exit legal custody at age 18: Youth Development Program funded

with federal Chafee Foster Care Independence Program and state funds & Act 74 Youth in Transition Extended Care Program. These programs are in addition to the programming run directly by the VT AHS-Dept. of Children & Families Services. In this program, a number of youth formerly in foster care are supported with case management and connected to long-term rental assistance with local Housing Authorities, including a VT State Housing Authority Sect. 8 HCV waitlist preference for youth aging out of foster care as part of the HUD Family Unification/Youth-in-Transition Programs. Pathways' Housing First additionally supported 20 individuals to maintain independent housing who were previously being held in the correctional system for lack of an acceptable residence. These individuals all had long histories of involvement in the institutional circuit, cycling between incarceration, homelessness and other institutions without successfully maintaining housing. Persons discharged from a mental health treatment or community bed receive state-funded assistance through the VT Dept. of Mental Health Subsidy & Care Program, VT DMH Housing Contingency Fund and the VT DMH Housing Recovery Fund. In addition, state agencies collaborate with the Burlington Housing Authority and other affordable housing agencies to utilize Section 8 Housing Choice Voucher Programs for tenant-based and project-based rental assistance units funded by the Low-Income Housing Tax Credit Program. Patients are routinely discharged to Howard Center transitional or step-down programs such as Second Spring, Meadowview, Next Door Program, and 72 North Winooski group home which are not McKinney Vento funded programs. Some persons leaving corrections can go to their previous residence, a transitional housing program for offenders, or to live with family. Northern Lights is an 11-bed supportive home for women returning from prison. The women's rent is subsidized while in the house (if they qualify); and upon successful completion of the program, they are given a Burlington Housing Authority (BHA) Section 8 housing choice voucher to take into the community. Dismas House serves 10 residents. Phoenix House RISE houses men out of prison and in early recovery from substance abuse for 3 to 24 months.

Helping homeless persons (especially chronically homeless individuals and families, families with children, veterans and their families, and unaccompanied youth) make the transition to permanent housing and independent living, including shortening the period of time that individuals and families experience homelessness, facilitating access for homeless individuals and families to affordable housing units, and preventing individuals and families who were recently homeless from becoming homeless again

Burlington is committed to the retention of affordable housing units with expiring tax credits. The CoC and its partners are committed to transitioning homeless persons into permanent housing and independent living and shortening the time individuals experience homelessness. Agencies focus on the Housing First approach.

Over the last year, the Chittenden County Homeless Alliance (CCHA) has implemented a no-wrong door approach, coordinated entry process to move persons experiencing homelessness into permanent housing. A community-wide prioritization and referral process exists for permanent supportive housing (PSH) resources and rapid re-housing. Using a revised standardized assessment tool, persons are assessed for severity of service needs, vulnerability, and length of time homeless. Through the

assessment, homeless households are prioritized and referred to two standing review teams that meet to facilitate referrals, make prioritization decisions based on information gathered, and coordinate follow-ups on referrals with housing and service providers as well as prospective program participants. This year the Continuum implemented a By Name List for homeless single adults contained in the Homeless Management Information System. Currently, there are just over 225 single homeless adults in the system and 36 families. A total of 416 persons have been assessed through our coordinated entry process since its initial implementation, and 138 total households have since been housed permanently in the community. These efforts have yielded a 56% decrease in chronic homelessness in Chittenden County since 2015

Housing Outcomes

BHA continues to assist the homeless with permanent supportive housing utilizing shelter plus care funding, serving 51 individuals this past year. HowardCenter also served 6 individuals with permanent supportive housing.Pathways Vermont's Housing First program provides permanent supportive housing to individuals with histories of chronic homelessness who are living with a psychiatric disability and other co-occurring conditions. Pathways' unique model of service delivery has been proven effective in engaging individuals who are unable or unwilling to work with more traditional resources. The Housing First program supports individuals to immediately access independent housing and supports clients in maintaining their tenancy with local landlords. Last year, Pathways supported 31 individuals in Burlington who had not maintained housing with other providers.Burlington agencies utilize a range of housing retention programs to assist at risk households in maintaining their housing. These services include any wrap-around support services, a hoarding task force, landlord advocacy, and a Risk Guarantee Fund used to mitigate risks on the most hard to house persons.

Retention/Rapid Re-housing outcomes

The City provided $7500 to the Housing Resource Center and, blended with other funds, worked on prevention and rapid rehousing with COTS shelter clients, community partners (i.e. Howard, Safe Harbor, Harbor Place, Beacon Place, etc.) and community members. The HRC also coordinates housing review team weekly meetings. The HRC prevented 374 households from becoming homeless; 74% of approved applicants received prevention assistance while 26% received rapid rehousing assistance. The Emergency Solutions Grant Program (ESG) is a source of funding within the work of the Housing Opportunity Program; ESG specifically focuses on stabilizing housing for households that were either homeless at the time of requesting assistance (Rapid Re-Housing), or were in danger of becoming homeless (Prevention). The ESG program in Chittenden County served 1283 persons in 964 households with homeless prevention and rapid rehousing services, and approximately 33% of those served were literally homeless.

CR-30 - Public Housing 91.220(h); 91.320(j)

Actions taken to address the needs of public housing

Burlington Housing Authority has successful converted all of its housing properties to the HUD Rental Assistance Demonstration (RAD) program. BHA was the first Housing Authority in New England to convert all Public Housing Properties to RAD.

Actions taken to encourage public housing residents to become more involved in management and participate in homeownership

With RAD conversion, as of the close of calendar year 2015, there were no more public housing apartments in the agency's portfolio. Nevertheless, BHA social services department continued to support the Resident Advisory Board meetings and worked to sponsor a number of health and wellness events both on-site and off-site. BHA social services staff worked in collaboration with the Vermont Affordable Housing Coalition to support the development of a Steering Committee at one of its RAD properties. Tenant organizational initiatives at LIHTC properties were also supported by BHA staff.

In addition, through the Section 8 Homeownership Program, two new families achieved the dream of homeownership this past year.

Actions taken to provide assistance to troubled PHAs

The Burlington Housing Authority is designated as a High Performer and currently does not require or receive financial assistance for its housing developments from the City of Burlington.

CR-35 - Other Actions 91.220(j)-(k); 91.320(i)-(j)

Actions taken to remove or ameliorate the negative effects of public policies that serve as barriers to affordable housing such as land use controls, tax policies affecting land, zoning ordinances, building codes, fees and charges, growth limitations, and policies affecting the return on residential investment. 91.220 (j); 91.320 (i)

Following adoption of Burlington's Housing Action Plan in October 2015, the City has worked assiduously to implement a number of initiatives to help reduce the cost of housing for all Burlington residents and more broadly, support affordable housing. Specifically, a Working Group established to review recommendations arising from the Inclusionary Zoning Evaluation report completed its recommendations report in July 2018. The next step in completing the Inclusionary Zoning work will take place in a number of Council Committees, including the Ordinance Committee and Planning Commission.

Following the creation of the Downtown Mixed Use Core Overlay (DMUC) District to allow for greater development density and higher building heights, work commenced in late 2017, on the re-development of CityPlace Burlington (formerly Burlington Town Center), which will include the creation of much needed residential units – 288 including 58 units dedicated to as affordable under the City's inclusionary housing requirements. Separately, following the City's unanimous approval of the creation of a new district which now allows for a mix of neighborhood uses, construction of a more than 700-unit development commenced in 2017 in the North End of Burlington. This newly planned inclusive community with residential and commercial uses will include close to 200 units of affordable and senior housing. In November 2017, the City adopted planBTV Downtown Code, Burlington's form-based coded critical to implementing the vision for the downtown and waterfront adopted in planBTV Downtown and Waterfront Master Plan. PlanBTV Downtown Code will help to ensure a level of predictability and certainty to the regulatory process and will greatly benefit developers who are putting their investment at risk. It will also facilitate opportunities to realize new infill development and developers taking advantage of opportunities to develop under-developed sites.

Student Housing

With the view to reducing student pressure on rents in near-campus neighborhoods and through collaboration with the University of Vermont (UVM) and Champlain College, both institutions have each built new on campus housing for about 600 students, representing the completion of one-third of the Mayor's 5-year goal of housing half of off-campus undergraduate students in new, well-managed student housing to better balance quality of life issues in the City's s historic neighborhoods. A recent agreement between the City and Champlain College will result in an additional 314 student beds, nearing completion, on a former-city-owned surface parking lot in downtown Burlington.

Regulatory Barriers

The City has embarked on a comprehensive review of its building code aimed at ensuring that the code reflects what is needed to address housing affordability, accessibility, and energy efficiency, among other aspects. The report and recommendations arising from this work were reviewed by a City team who prepared an Action Plan and recommended further research on a number of items. An ad hoc committee was established and in July 2017, the findings and Action Plan were presented to the public to receive feedback. In August 2017, the City Council accepted the implementation plan recommended by the ad-hoc committee. The City Council received a progress update form the project team in March 2018 and another is expected later in August 2018. Additionally, , as part of the reform of the building code, high residential zoning and building fees which developers have said pose a challenge to development, are currently being reviewed and action is expected in calendar year 2018.The City is moving forward with implementing a number of parking initiatives to create a rational parking system that better supports development, including housing, in its downtown. These initiatives have included, the placement of smart meters, introduction of pay by cell, and ongoing investments to the tune of $7-9 million in three City-owned garages. Furthermore, mindful that unnecessary on-site minimum parking requirements can increase the cost of a housing unit by 15-30 percent, thereby pushing the cost of housing out of reach of many, a proposed amendment to this requirement is currently under review and revisions are expected.

Homeless Initiatives

The City's ongoing focus on creating and preserving affordable housing and a strengthened Housing First Strategy have seen a continued decline in the homeless population in Burlington and surrounding cities, by 45 percent between 2014-2017. Also, in 2017, the Chittenden County Homeless Alliance implemented a coordinated entry system to streamline access to housing supports and resources and better identify housing needs of the homeless population. In FY19, the City budgeted $60,000 to extend the service days of our Warming Shelter.

Actions taken to address obstacles to meeting underserved needs. 91.220(k); 91.320(j)

The City, through its Community Development Specialist for Public Engagement, continues to maintain relationships with community constituents through public outreach strategies and systematic program partnerships. Working with community partners, this has helped to identify unmet needs that under-representative populations have voiced as key concerns and limitations to their quality of life. Some of populations the Public Engagement Specialist has dialogued with are refugees, immigrant and youth as marginalized and underserved populations. Major concerns that have been shared include transportation, high housing costs, limited civic spaces, and access to quality of educational and employment opportunities. CEDO's Public Engagement Specialist continues to do outreach with communities not present at formal public meetings to understand unmet needs, conduct civic education, and share civic engagement opportunities. Through direct community engagement, this builds authentic relationships that promote diversity, inclusion, and create equitable systems across City Departments and community organization.

CEDO's Public Engagement Specialist, in partnership with Department of Public Works, Fletcher Free Library, and Burlington School District's Parent University Program, conducted an informational education workshop for New American parents about local government and services. As a follow up, City Hall's 2nd annual Open House was organized in February 2018 for over 30 New American parents. Other City departments that participated were Burlington Telecom, Burlington Electric, Clerk/Treasurer, and Planning and Zoning. The Open House was designed so the parents could learn and sign up for local government services, meet with City officials, and the Mayor. This outreach event helped strengthen the City's relationship, responsiveness, and communication with communities that often are under heard and underrepresented in City processes.

In order to focus on seniors of all backgrounds and address housing and transportation needs, the Mayor has visited several senior centers with appropriate staff to incorporate feedback from residents who would otherwise not be able to attend City meetings. The City, with Parks, Recreation and Waterfont and CEDO, to better serve local seniors, plan to work more directly with a congregate mealsite coordinated meals and senior activities and also hold regular senior collaborative meetings.

Youth and Interns

The City values and is invested in youth engagement and participation. Youth are the next generation of leaders and community members. CEDO'a Community Engagement Team leads Burlingtons chapter of My Brothers Keeper (MBK), a national initiative. MBK Burlington is committed to focus on the goals of youth graduating school with college and careers attainment. MBK Burlington also seeks to ensure that youth are provided second chances and opportunities to thrive. To improve pathways to jobs and careers, a 2 week Year End Studies (YES) Career Exploration course in May of 2018 was developed at Burlington High Achool (BHS). This course enrolled 18 students and included 15 employers from local and state public sectors, manufacturing, communication and media, medical, and education fields. This program was a partnership between CEDOÃ¢Â¿Â¿s MBK and AmeriCorps Program, Vermont Department of Labor (VDOL), and BHS to expose Junior and Senior who are English Language Learners (ELL) to entry level careers that are in high demand and offer livable wages. After this course AmeriCorps members continued to work with students with resume development and interview practice to get them into summer employment. According to labor market information, the number one challenge identified by Vermont businesses is attracting, hiring, and retaining qualified employees in Vermont. The State's unemployment rate for youth 18-24 years of age is 40%. In May 2018, CEDO partnered with VDOL to host the 3rd MBK Youth Job Fair that included workshops on completing applications, preparing resumes, and interviewing skills. Over 150 people attended, including 67 employers and 14 training providers. The City Hall Internship program has hosted 129 intern participants since the programÃ¢Â¿Â¿s creation 5 years ago. The City Hall Internship Program continues to thrive with more City departments offering internship, professional development and training for participants. Internships provide youth professional development and career networking opportunities. August of 2017 there were 24 interns, 8 interns were high school students that participated in MBK Burlington programs. The MBK initiative has added a much needed equity strategy that has helped eliminate barriers for low income and youth of color to gain access and be successful in internships. CEDO will

continue to use the internship program as one of the activities supporting the goals of the MBK Initiative, closing education and career opportunity gaps to provide entry level internships as an equity strategy that eliminates barriers for low income and youth of color to gain career access and be successful in internships. MBK Burlington sponsored several youth events last year. Many underserved, under-resourced, and underrepresented youth face barriers securing a pathway to higher education. In partnership with Champlain College, CEDO organized the first MBK Pathways to College and Career Fair in early November 2017. More than 70 students were able to attend the MBK College and Career Fair from 6 different school districts. The Pathways to College and Career Fair was designed to expose first generation Vermont students to college, career resources and educational workshops about the financial aid and admissions process. There was an attendance of over 70 first generation students from 6 school districts. Over 90% identified as youth of color and for a majority of these students, it was their first time on a college campus.

Actions taken to reduce lead-based paint hazards. 91.220(k); 91.320(j)

The City of Burlington has received its fifth 3 year $2,900,000 Lead- Based Paint Hazard grant from the Department of Housing and Urban Development. These funds are administered through the Community and Economic Development Office by the Burlington Lead Program (BLP) to reduce lead-based paint hazards in eligible housing units to eliminate childhood lead poisoning. $500,000 of the award is to be used reducing Healthy Home hazards making homes safer for vulnerable occupants.

Accomplishments during the reporting period of July 1, 2017 – June 30, 2018 include the following:

- Completed testing for Lead-Based Paint hazards in 35 housing units
- Performed Lead Hazard Control activities on 7 housing units
- Performed Healthy Home interventions in 6 housing units
- Trained 151 individuals on the VT Essential Maintenance Practices Lead Law (EMP)
- Conducted 5 Outreach and Education events that reached over 5430 individuals
- Utilized in excess of $525,147 for the administration and implementation of Lead Hazard Control work and $44,096 for Healthy Home activities

Actions taken to reduce the number of poverty-level families. 91.220(k); 91.320(j)

Poverty is a regional, national and sometimes generational issue and many factors contributing to poverty lie outside of local control. Poverty disproportionately affects children and young adults (although the poverty rate among young adults in Burlington is distorted by the college student population) and women raising families as single parents. According to the American Community Survey 2012- 2016, 25% of Burlington residents overall and of the families with a female head of household, 38.9% live in poverty. Within Chittenden County, people living in poverty are concentrated within Burlington and the adjoining city of Winooski. Portions of Burlington's Old North End neighborhoods have the highest poverty rates of any census tracts in the state. The City invests a substantial portion of its Entitlement funding (over in $300,000 in 2016) into programs serving the

NRSA. These programs are designed to both prevent vulnerable City residents from falling into long-term poverty and provide the necessary supports to enable vulnerable City residents to pull themselves out of long-term poverty.

Vermont's population is becoming more diverse and reflective of a global citizenry. The City's AmeriCorps program has successfully recruited AmeriCorps State members from marginalized and underserved populations, supporting the development of leadership skills and reflecting their views and voices and providing training opportunities to members to improve employability and economic opportunity. Members served with non profit partners and city agencies to improve service provision to underserved communities and to extend training opportunities for economic opportunity. The City launched its My Brother's Keeper Initiative in 2015 and continues to coordinate resources to close opportunity gaps for youth of color and low income youth in the City.

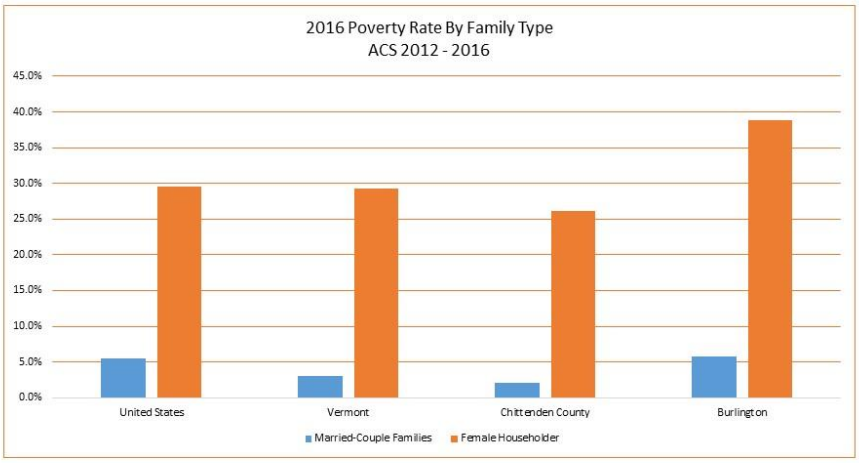

Poverty General

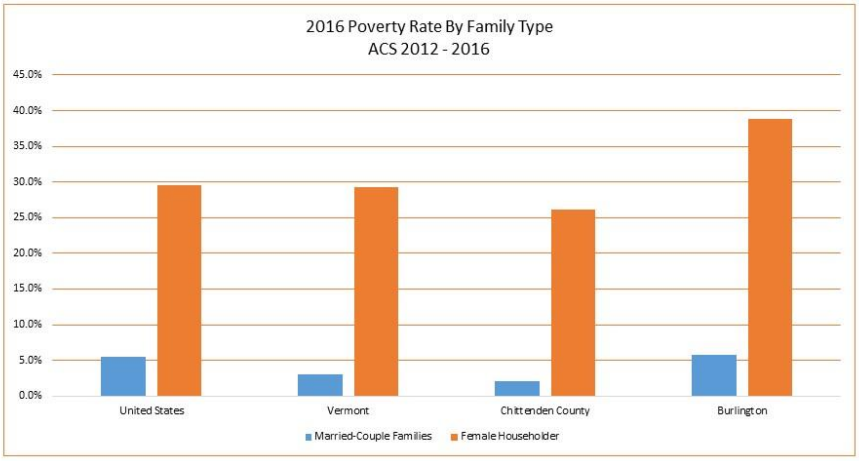

Poverty by Age

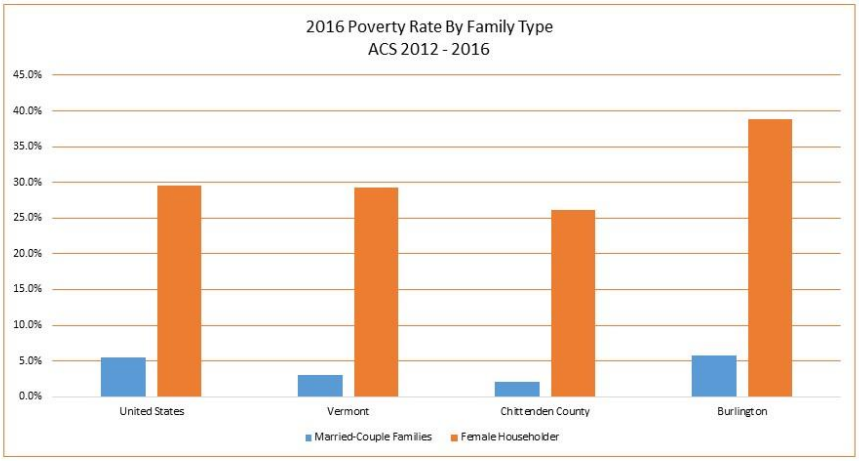

Poverty by Family

Poverty Rates

Burlington experiences a higher poverty rate than that of Chittenden County and Vermont as a whole. There are also significant census tracts with a higher percentage of poverty and those are located within

our old North End and our NRSA. The map of our NRSA is contained under geographic areas.

Narrative Poverty by Age

Poverty disproportionately affects children and young adults (although the poverty rate among young adults in Burlington is distorted by the college student population) and women raising families as single parents.

Narrative Poverty by Family

In Burlington, families with a female head of household follow the national trend of experiencing the highest rate of poverty compared to other family types.

Community Justice Center Activities

The Burlington Community Justice Center (BCJC) provides a community-based response to crime and conflict utilizing the principles of restorative justice to mend the harm crime and conflict causes to victims, the community and offenders. Its role is to work with and along-side its partners in the criminal justice system accomplishing the following this past year: â¿¢

- Contacted 2248 victims of crimes that happened in Burlington and of those, provided 517 victims of crime with direct services and support through the Parallel Justice for Victims of Crime project.
- Provided 134 low-level offenders with an alternative way to be held accountable for their actions by participating in Restorative Justice Panels. Participants met with a group of community volunteers, the victim (or victim's proxy) of their crime and made amends for their actions.
- Made contact with 85% of victims of crime though the Restorative Justice Panel process. 13% of victims attended the Panels in person, 76% had an Impact Statement shared, and 11% were specifically represented by the Victim Advocate.
- Developed workforce opportunities to gain soft and marketable skills for 59 offenders returning to the community following their incarceration by partnering with VABIR (Vermont Association for Business Industry and Rehabilitation). Three enrolled in intensive training programs developed in collaboration with our program and community partners and another 10 individuals gained employment.
- Seven returning offenders served through the intensive Circles of Support and Accountability (CoSA), a program intended for individuals who are both high risk and high need. Two individuals successfully completed and three returned to jail on violations, no new charges. There are currently two active CoSAs and two active referrals being released in September and January.

Equity and Inclusion

The City has taken an number of coordinated approaches to addressing equity and poverty alleviation, as Vermont's population is becoming more diverse and reflective of a global citizenry. The City hosted the We All Belong Program over a 10 year period, to support Burlington's non-profits, schools and city departments to create more inclusive workplaces and to improve service provision to Burlington's diversifying community. More than 35 nonprofit organizations, schools and City departments participated in the program; and hundreds of staff, volunteers and board members received training and coaching to support organizational and personal change. Alongside equity and inclusion training the City is supporting initiatives to close the opportunity gaps faced by communities of color, low income and refugee and immigrant communities. The City's AmeriCorps program has successfully recruited AmeriCorps State members from marginalized and underserved populations, supporting the development of leadership skills and reflecting their views and voices and providing training opportunities to members to improve employability and economic opportunity. This year 23 members served with 12 non profit partners and city agencies and school districts to close opportunity gaps faced by underserved youth, with a focus on youth of color, low income youth and youth on IEPs, providing youth and family supports for academic and community engagement. CEDO's AmeriCorps program goals support Burlington's My Brother's Keeper initiative, providing collective responses to pressing community issues, keeping youth on track and safe, promoting healthy lifestyles, accessing employment and educational opportunities, as well as creating system changes with youth to be successful leaders ' through engagement in education and community. MBK nationally seeks to address opportunity gaps faced by youth, particularly boys and young men of color. The City of Burlington's My Brother's Keeper Initiative is hosted by CEDO and works with youth of color, low income youth, and first generation college youth ' aged up to 24, supporting youth graduating from high school ready for college, job training, or career; and staying on track, safe from violence, and provided second chances. The MBK Initiative works through four programming areas: Pathways programming, Leadership programming, Restorative practices, and Community partnerships and events.

Actions taken to develop institutional structure. 91.220(k); 91.320(j)

There is room to improve and develop our institutional structure to eliminate duplication of services and ensure all populations are being served.

This past year, a local weekly newspaper, Seven Days, published an investigative series on Vermont's nonprofits and the State's history of funding private nonprofits to provide direct services to Vermonters which includes those in Burlington. The series included a robust data base and concluded with concerns about the system, including a lack of oversight by the State, lack of coordination and uncertainity about who is actually doing what. Perhaps this series will provide the impetus to revisit how services are funded and measured.

For example, in the immigrant population where language and culture are often barriers to service, improved access to services, better outreach, and communication to residents is needed. In addition, agencies as well as City departments need to build capacity to serve a more diverse population. To this end, the City accomplished the following this past year:

The City supports a My Brother's Keeper Initiative to support low income and/or youth of color in closing opportunity gaps to education and employment. Our AmeriCorps program recruits members from marginalized and low income communities, and supports the development of leadership skills, while providing training opportunities for members and their clients to build employability. Through the Initiative the City partnerships with non profits and the Department of Labor to increase access to employers and employment opportunity.

Diversity and Inclusion

Diversity and InclusionThe City's Diversity & Equity Core Team which includes the Mayor, City staff and community stakeholders continues to convene to implement action steps off the Diversity & Equity Strategic Plan that was developed in 2014. The Diversity & Equity Strategic Plan addresses three goals; eliminate race-based disparities across all City departments, promote inclusion and engagement of all community members, and eliminate race-based disparities in the greater Burlington community. The action steps cover hiring practices, access to services, and evaluative tools of the effectiveness of these actions. To advance the City's Diversity and Equity Strategic plan CEDO works across City Departments and continues equity strategies to support the whole family. In efforts to increase civic engagement in local government CEDO's Engagement Specialist continues to work with Clerk/Treasurers office to develop outreach and outcome survey tracking tools for Ward Clerks on outcome efforts to increase poll worker diversity in the City.

Support Engagement

The City continues to host and support engagement, education and training for equity and inclusion to be working towards the goals of its equity and diversity strategic plan. â¿¢ CEDO was charged by the Mayor to support the My Brother's Keeper Initiative, and has worked to develop partnerships with City agencies, nonprofits and most importantly the school district. MBK partnership programming will ton continue to focus on closing the opportunity gaps.â¿¢ Tell Our Stories Course was developed in April 2017. This is a new program in partnership with Young Writer's Project and VT Adult Learning with CEDO MBK support in this joint programing. This flexible pathway English course was developed due to the high number of ELL students dropping out of English credited courses due to the inflexibility of the curriculum. This course helped 15 ELL students gain skills and confidence in writing and communication through storytelling and language curriculum workshops. â¿¢ CEDO's Community Justice Center (CJC) has long partnered with the Burlington School District to develop restorative practices across the district, focusing at first on BHS. This work has developed from the skill set held by the CJC from its community restorative justice work and as a result of the recognition of the disproportionately high rates of discipline and suspension that our youth of color were experiencing. â¿¢

In partnership with the Burlington School District, CEDO's MBK and CJC for the second year continued an affinity group program called MBK Pathways to Lead for students of color. This program provided 10 at risk BHS freshmen boys of color a safe space where the students could discuss issues important to their daily lives but also receive mentoring from professional men of color to discuss improving attitudes and opinions on academic achievement and pursuing careers upon graduating high school; 5 of the MBK boys received internships as a result of being in this group. â¿¢ CEDO and its AmeriCorps team are leading outreach and coordination to ensure that resources are focused on underserved youth and access to opportunities, to avoid reinventing or duplicating systems and initiatives already in place. CEDO and the AmeriCorps team are coordinating to offer information and opportunities for jobs and internships, and gather youth feedback on opportunities for new support and services.â¿¢ The Dr Martin Luther King Day celebration at ECHO 2018 theme this year was 'Immigration, Culture and Identityâ¿ Attendance average was 1500.

Actions taken to enhance coordination between public and private housing and social service agencies. 91.220(k); 91.320(j)

In order to enhance coordination and collaboration between public and private housing and social service agencies, best practices have been implemented for several community initiatives. Coordination begins with a focus on assembling the right people or agencies at the table, clearly defining roles and responsibilities, sharing a common mission and developing good communication.

Here are some examples of successful collaborations this past year.

The City is the Collaborative Applicant for VT 501 Continuum of Care. With the Built for Zero Collaborative, the Chittenden County Homeless Alliance developed a By Name List and robust coordinated entry system for individuals experiencing homelessness. As a result of these efforts, Chittenden experienced a 69% reduction in chronic homelessness since 2013.

One of the subcommittee's for both Continua is the Veterans Subcommittee and they adopted best practices to facilitate the end of Veterans homelessness in the state of Vermont. Together, this subcommittee implemented a by name list and on-going provider case conferencing. The subcommittee is in the process of developing specific procedures around coordinated entry for the two Continua in Vermont.

The collective around opioid addiction and the partners including the Burlington Police Department, United Way of Northwest Vermont, Agency of Human Services, UVM Medical Center, HowardCenter and other nonprofits continues to make progress in sharing data, medically assisted treatment and examining housing issues.

In recognition that Housing is Health Care, UVM Medical Center, in collaboration with Champlain Housing Trust and Community Health Centers of Burlington's Safe Harbor Clinic, purchased a former motel and renovated the property into 8 units of permanent supportive housing. Half of the residents

will have year-to-year leases in one-bedroom units or efficiencies; the other units will accommodate homeless people who are recovering from, or undergoing treatment at, the University of Vermont Medical Center.

Members of the City government (multiple departments) and representatives of the University of Vermont, Champlain College, and University of Vermont Medical Center routinely meet with constituents, nonprofit representatives and land owners to address shared challenges.

A Funder's Collaborative, comprised of representatives from the State, the City of Burlington, United Way of Northwest Vermont and various foundations continues to look at ways to fund on collective impact and improve coordination of funding sources and grant opportunities for nonprofits. The Collaborative is working with the Homeless Alliance to streamline their delivery of services and also investigating a common grant application.

Identify actions taken to overcome the effects of any impediments identified in the jurisdictions analysis of impediments to fair housing choice. 91.520(a)

There are several groups, in addition to the City, who are committed to reviewing progress with implementation of the 2010 Analysis of Impediments to Fair Housing Choice. Vermont Legal Aid's (VLA's) Housing Discrimination Law Project, a HUD FHIP grantee (VLA/FHIP) has engaged in activities that directly address three of these impediments in the time period 7/1/2017 – 6/30/18. In addition, Champlain Valley's Office of Economic Opportunity's Fair Housing Project, has engaged in activities that directly address these impediments in the time period 7/1/2017 – 6/30/18.

Also during this timeframe, the City of Burlington, along with the Burlington and Winooski Housing Authorities, submitted a new Assessment of Fair housing which was approved in December, 2017. Those goals will be addressed during the next five year Consolidated Plan and corresponding CAPER.

The impediments identified were:

Impediment 1: High rental and homeownership prices, as well as limited land and public resources have a disparate impact on people in protected classes who have low income by limiting their housing options.
Actions taken this year to address this impediment included:

- The City advocated for an increase to the City's Housing Trust Fund and will make available almost double the amount of funding to go to affordable housing projects.
- The City of Burlington, through CEDO and the City Housing Trust Fund continues to invest $45,000 in City funds to help with a water and sewer system design for the affordable North Ave Co-op.
- Working with Chittenden County Regional Planning Commission and other partners the CVOEO Fair Housing Project sponsored a seminar last January titled Economics of Housing which

explored ways to make housing more affordable and opening housing opportunity for more people in protected classes. The three hour event brought together about sixty people from ten different towns in Chittenden County, including Burlington. Participants included many municipal planning commission members, municipal planning officials, non-profit and for-profit developers, affordable and fair housing advocates, and other interested parties attended the event. Also the seminar was professionally videotaped and edited and has been made available via social media links to the public. The Fair Housing project has continued to expand a campaign called Thriving Communities – Building a Vibrant Inclusive Vermont working with partner organizations to raise awareness of the need for more affordable housing and opportunities for people in protected classes. Thriving Communities has teamed up with the Chittenden County centered Building Homes Together campaign to raise awareness of needs and opportunities in the State's most populous, most ethnically and racially diverse, and most expensive region

- VLA provided comments during this reporting period on land use planning and zoning proposals and on large housing and mixed use developments in Burlington, urging developers to include and the city to require more units that are subsidized or more affordable than market rate.
- In the past five year Consolidated Plan (2013-2018) the following goals were set and accomplished to increase the supply of affordable housing in the City of Burlington:

Table 1: Housing goals, targets and actual units.

Housing Goals	**Target Goal**	**Actual Units**
New Permanent Supportive Housing Units	22	45
New Special Needs Units	36	6
New Affordable Rental Units	75	105
New Affordable Homeowner Units	67	44
Acquire/Preserve/Upgrade Affordable Units	287	258

Impediment 2

Impediment 2: Some housing professionals' policies and practices limit housing options for protected classes. Actions taken this year to address this impediment included:

- CEDO and the Code Enforcement Office continue to hand out Fair Housing booklets to landlords during inspections of registered rental properties, with around one-third of all city rental

properties routinely inspected annually.

- CEDO supported two successful applications for Fair Housing assistance grants to Champlain Valley Office of Economic Opportunity and Vermont Legal Aid.
- With ongoing City funding, the Champlain Housing Trust's Homeownership Center is providing interpreters for its eight-hour homeownership classes.
- CHT offers Ready Set Rent, a program designed to remove credit and other barriers to renting an apartment. The program serves rental applicants who have been denied a CHT apartment because of poor credit or no credit history. Once an applicant completes their education and develops an action plan to address their credit, CHT applies $100 towards one month's rent. Many vulnerable tenants who were previously denied an apartment are now developing solid rental histories through this program.
- RentRight offered over 40 classes in Burlington. The Program combines the expertise of three programs in one educational setting. Vermont Tenants, Financial Futures and Housing Assistance programs have teamed up to create and implement it. Participants attend 10 hours of course work and individual sessions as well as commit to follow-up work with the program. The curriculum covers credit repair and building, spending management skills, setting financial goals, communicating with and understanding the landlord's perspective; legal responsibilities and avoiding eviction. Those who successfully complete the course earn a Preferred Renter card, giving them a significant edge in a tight housing market.
- VLA's FHIP continually conducts fair housing testing and investigation and has published two reports of its systemic and complaint-based testing results, furthering fair housing by adding to the information available to analyze the types and prevalence of such discrimination. VLA published its most recent testing and investigation findings in June, 2014. It is available online: http://www.vtlegalaid.org/sites/default/files/Rental%20Discrimination%20Report%202014.pdf
- VLA undertakes numerous activities to combat discriminatory housing practices by housing professionals including: receiving Fair Housing Act complaints; conducting fair housing testing; Providing legal counseling about fair housing rights to complainants; and reviewing advertisements and responding to the poster, advising them of FH law.

Impediment 3

Discrimination against people in protected classes by real estate and other housing professionals may go undetected and unaddressed if not adequately monitored and enforced. Considering the growing number of residents in protected classes, there is greater need for fair housing awareness, education and enforcement opportunities. Actions taken this year to address this impediment included:

- Celebration of April as Fair Housing Month included a Burlington April Fair Housing month proclamation by Burlington Mayor Miro Weinberger and a reading of the Proclamation on City Hall steps.
- A fair housing themed art exhibit was hosted for the month of April by the Old North End Arts Center gallery in Burlington’s most diverse and low income neighborhood.
- Also at the Old North End Arts Center, art classes were held with themes of inclusive

communities, the social and personal meaning of home, and cultural diversity.

- Worked with a team of partners including the Burlington Housing Authority, Winooski Housing Authority and the Fair Housing Project to submit an Assessment of Fair Housing.
- VLA's testing and report of findings has affirmatively furthered fair housing by detecting violations and making them known. VLA also monitors and responds to discriminatory advertisements for housing informing the poster that the advertisement is discriminatory and requesting that they change the language of the advertisement. VLA receives over 100 fair housing complaints per year and provides a wide range of legal services from legal advice to representation in discrimination enforcement actions in state and federal courts. They also conduct approximately 80 test parts per year.
- VLA provides fair housing education through outreach/education events, media interviews, maintaining a website, writing newsletter articles and sharing information on Facebook.

Impediment 4

Burlington's lack of enough housing units designed to accommodate people with disabilities who need accessibility modifications, frail elders, and/or larger families limits the housing choices of these protected classes.Actions taken this year to address this impediment included:

- CEDO continues to operate an accessibility modification program for both rental and owner-occupied housing. In an effort to increase accessibility in Burlington, CEDO is collaborating with the Vermont Center for Independent Living and leveraging CDBG funds to modify single family homes and apartments. CEDO has reached out to non-profit partners such as the Champlain Housing Trust and Northgate Apartments and Green Mountain Habitat for Humanity to improve accessibility.
- The City works proactively to ensure that our HOME funded projects comply with the requirements of Section 504 and 24 CFR part 8 Subpart C.
- At the City's request to accommodate larger families which are disproportionately families of color, the nonprofit housing development organizations have included some 3 bedroom units in plans for new rental developments.
- The City provides annual operating support and CDBG funds to HomeShare Vermont in support of elderly and persons with disabilities. Home-sharing is a simple idea where two or more people share a home to their mutual benefit, just like an old fashioned barter. A person offers accommodations in exchange for help around the house, rent, or a combination of the two. See Table 2 below on the progress made through this program during this 5 year Consolidated Plan timeframe.
- VLA represents people with disabilities annually on a range of fair housing issues from how to request a reasonable modification or reasonable accommodation to actions in before the Human Rights Commission, state and federal courts.

Table 2: Total number of persons assisted by grant period.

Grant Period	Total Number of Persons Assisted
2013	113
2014	73
2015	18
2016	123
2017	125
Total	**449**

Impediment 5

Impediment 5: Housing development and occupancy policies run the risk of limiting the number of affordable housing units most needed by protected classes.Actions taken this year to address this impediment included:â¿¢

- Both the Thriving Communities and the Building Homes Together campaigns are providing general ongoing education and outreach efforts to municipal boards and officials and the general public about the benefits of zoning policies that can decrease housing costs by increasing the maximum allowable density and limiting lot size requirements, and other policy changes.
- CEDO advocated for an Ordinance change allowing Emergency Shelters by right in several zoning areas of the City of Burlington.
- In the Housing Action Plan, the City continues to examine policies and regulations that negatively impact our affordable housing market. During the development of the Plan, VLA urged the city to use public land for subsidized and workforce housing rather than college student housing.
- The City commissioned a consultant to analyze the impact of the IZ Ordinance on new housing construction and to identify changes to the Ordinance that would render it a more effective tool for meeting both low- and moderate-income and workforce housing. The City has subsequently formed the Inclusionary Zoning Working Group to evaluate this report and make its own recommendations. Currently a joint committee of comprised of members of the Ordinance and Community Development & Revitalization committees has been formed to determine how, if at all ,the ordinance should be changed to serve the goal of inclusion.

CR-40 - Monitoring 91.220 and 91.230

Describe the standards and procedures used to monitor activities carried out in furtherance of the plan and used to ensure long-term compliance with requirements of the programs involved, including minority business outreach and the comprehensive planning requirements

All CDBG subrecipient activities are monitored through program reports submitted by subgrantees with each request for funds. In addition, staff make onsite monitoring visits to subrecipients each year based on factors such as: whether the subrecipient is a new organization or a new CDBG grantee, how long it has been since the last onsite monitoring visit, whether there were problems revealed during the last monitoring visit, whether the program reports indicate a need for onsite monitoring, whether there have been significant changes in subrecipient staff, and the size of the grant. Program staff made onsite visits to several subrecipients this past year.

HOME subgrantee activities are monitored through annual project reports submitted by subgrantees and through onsite visits. The purpose of the project reports is to ensure that (a) for rental housing, all HOME-assisted housing units meet federal regulations for rent and income levels as well as compliance with applicable inspection standards and other federal requirements; and (b) for homebuyer projects, all HOME-assisted housing units are owner occupied and in compliance with other federal requirements. This year, program staff performed a desk review (including receipt of inspection reports) for all nonprofit recipients of HOME funds. Program staff did onsite monitoring of all nonprofit recipients of HOME funds and made onsite inspections of selected units owned by the Champlain Housing Trust, Burlington Housing Authority, and Cathedral Square Corporation.

CEDO has developed a web-based registry of self-certified Disadvantaged Business Enterprises and does outreach to local businesses to make them aware that the registry can help them access contracting opportunities. This registry, together with the state's online DBE registry, is available to City departments and to subrecipients for their procurement processes. Periodically CEDO publishes a public notice soliciting MBE, DBE, and Section 3 contractors for inclusion on the online registry. Further, CEDO's Housing Division works closely with the Economic Development team to reach out to known MBE, DBE, and Section 3 contractors to include on the list. Finally, HOME recipients are required in the written agreements to, using the CEDO and State of Vermont registries, make the HOME-assisted project bidding opportunity available to MBE, DBE, and Section 3 contractors.

OMB Control No: 2506-0117 (exp. 06/30/2018)

Citizen Participation Plan 91.105(d); 91.115(d)

Describe the efforts to provide citizens with reasonable notice and an opportunity to comment on performance reports.

The Community & Economic Development Office is the lead agency responsible for overseeing the development of the CAPER and for administering the CDBG and HOME programs. The Citizen Participation Plan was followed for the development of this Report. A public hearing was held on September 24, 2018. The hearing was published in a local paper and reasonable notice was provided to residents to comment on the performance report. In addition, public input was sought with the Chittenden County Homeless Alliance via their list serve. Public comment was also saught via CEDO's website, Facebook page and weekly newsletter, the Buzz.

CR-45 - CDBG 91.520(c)

Specify the nature of, and reasons for, any changes in the jurisdiction's program objectives and indications of how the jurisdiction would change its programs as a result of its experiences.

There are no changes in the jurisdiction's program objectives.

Does this Jurisdiction have any open Brownfields Economic Development Initiative (BEDI) grants?

Yes

[BEDI grantees] Describe accomplishments and program outcomes during the last year.

- ~22,180-square-foot lakeside facility (phase 1) for the non-profit grassroots Community Sailing Center is completed. It is the first zero-energy facility on Burlington's Waterfront that meets the Architecture 2030 Challenge. The building also used Energy Star Standards and universal design. The financial value of the Community Sailing Center redevelopment is ~$3M.
- The Community Sailing Center programs served 938 Burlington school children in their floating classroom programs in 2017, 362 students in their Leader ship Program and 161 participants in their Adaptive Watersport program.
- The new private marina on the site has started construction.
- The City continues to work with potential developers regarding the redevelopment of the Moran building on the site.

OMB Control No: 2506-0117 (exp. 06/30/2018)

CR-50 - HOME 91.520(d)

Include the results of on-site inspections of affordable rental housing assisted under the program to determine compliance with housing codes and other applicable regulations

Please list those projects that should have been inspected on-site this program year based upon the schedule in §92.504(d). Indicate which of these were inspected and a summary of issues that were detected during the inspection. For those that were not inspected, please indicate the reason and how you will remedy the situation.

All HOME-funded developments that received on-site inspections and met the applicable standard during the last complete program year:

Arroway – 41 Spruce Street - units #1 - #7

Avenue Apartments—1201 North Ave. - units #104, #106, #109, #202

Bobbin Mill – 234 S Champlain - units # 210, #212, #218

Cathedral Square Senior Living—16 Cherry St. – units #6C, #7B, #8B

City Neighborhoods—52 North Champlain Street St. #3, 59 North Champlain Street St. #6, 73 Sherman Street, and 221 Pine Street #4

Heineberg Senior Housing—72 Heineberg Rd. - units #109, #115, #205

McAuley Square (Scholars) —110 Mansfield Ave. - units #2, #5, #9, #10

Monroe Place – 29 N Champlain - units #101 – #104, #201 – #206, and #301 - #306

Peterson Place – 97 King St. – units A, B, C, 99 King St. A & B, 101 King St. A & B, 103 King St. A, B, C

Salmon Run—220 Riverside - units F11, G4

Sophie's Place – units #101 – #105, #201 – #205, and a unit with a private address

Waterfront Housing—300 Lake St. - units #101, #106, #202, #206, #208, #210, #304, #305, #401, #404, #406

Wharf Lane Apartments—57-61 Maple St. - units #220, #319

No developments missed a scheduled on-site inspection.

The following are issues encountered during the initial inspection of some of the above units:

- Non-functioning window in resident bedroom
- Leaking plumbing in basement
- Hole in window to exterior door in multi-family housing building.
- Low battery in smoke detector in basement of multi-family housing building

Property owners were immediately notified of any health and safety concerns and repairs were made promptly.

Provide an assessment of the jurisdiction's affirmative marketing actions for HOME units. 92.351(b)

The effectiveness of the City's affirmative marketing actions for HOME units is considered a success based on the characteristics of households living in HOME-funded units. Overall, HOME-funded units provide housing to a higher percentage of households in protected classes than the general housing stock of Burlington. The Community & Economic Development Office actively encourages affirmative marketing of HOME-funded units. Recipients of HOME funds must try to provide information to and otherwise attract eligible persons from all racial, ethnic, and gender groups in the housing market area. Future actions will change based on the data gathered each year.

Refer to IDIS reports to describe the amount and use of program income for projects, including the number of projects and owner and tenant characteristics

During the most recent complete program year, CEDO received $139.54 in HOME program income and expended $139.54 in HOME program income. The following are the characteristics of the beneficiaries of the project funded with the above program income:

Project Name: Bright Street Housing

Address: 37 and 41 Bright Street, Burlington

Type: New Construction of Rental Housing

IDIS #: 1429

Program Income expended: $139.54

HOME units: 6

Beneficiary #1: HH size of 3, under 50% AMI

Beneficiary #2: HH size of 1, under 30% AMI

Beneficiary #3: HH size of 5, under 50% AMI

Beneficiary #1: HH size of 1, under 60% AMI

Beneficiary #2: HH size of 2, under 60% AMI

Beneficiary #3: HH size of 5, under 60% AMI

Describe other actions taken to foster and maintain affordable housing. 91.220(k) (STATES ONLY: Including the coordination of LIHTC with the development of affordable housing). 91.320(j)

The City continued to take action with both funding and advocacy to preserve the affordability of existing rental housing. While low-income housing is being lost to conversion and demolition all across the nation, Burlington has policies and funding priorities that have managed to both preserve existing rental housing and create new rental housing affordable to low and moderate income households. During this program year, the City of Burlington continued to work to preserve the North Avenue Cooperative (f/k/a Farrington Mobile Home Park) and is dedicating future resources to improving park infrastructure. In addition, the City has worked to create preserve the affordability of Champlain Housing Trust's single room occupancy project at 204 Pearl Street. Finally, the City has an approved Assessment of Fair Housing.

Appendix A
Community Indicators –

The City tracks a number of community indicators to measure overall progress towards its housing and community development goals and to see if changes in program strategies, objectives or activities are warranted.

Poverty

Within Chittenden County, people living in poverty are concentrated within Burlington and the adjoining City of Winooski. Portions of Burlington's Old North End neighborhoods have the highest poverty rates of any census tracts in the state.

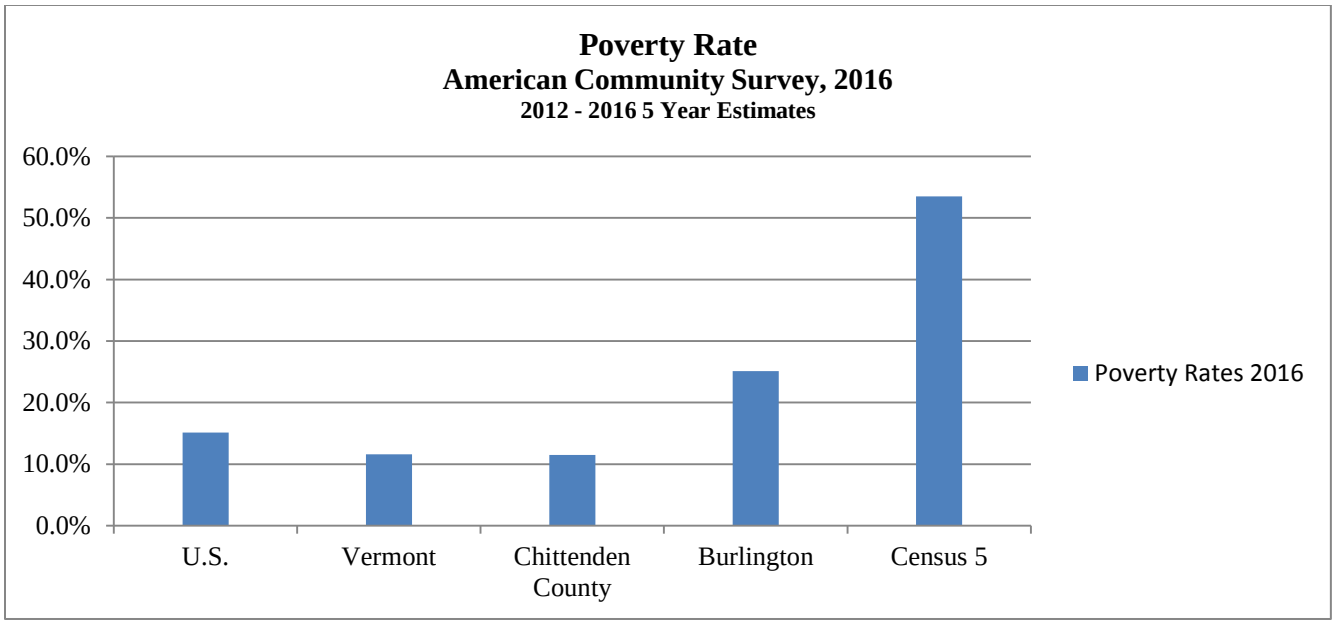

Poverty Rates By Age

Poverty disproportionately affects children, young adults (although the poverty rate among young adults in Burlington is distorted by the college student population) and women raising families as single parents.

OMB Control No: 2506-0117 (exp. 06/30/2018)

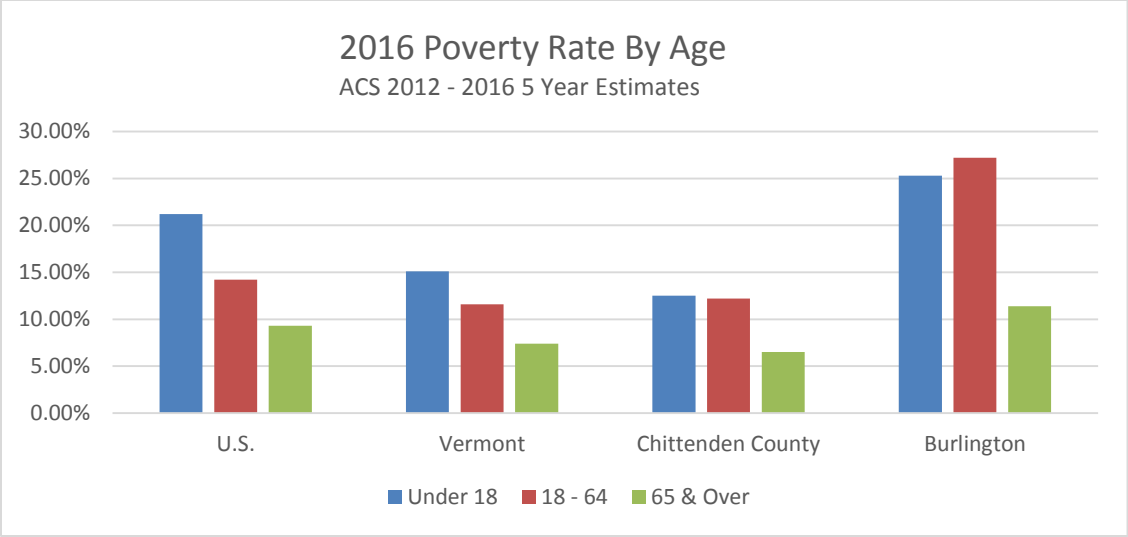

Poverty Rate By Family Type

In Burlington, families with a female head of household follow the national trend of experiencing the highest rate of poverty compared to other family types.

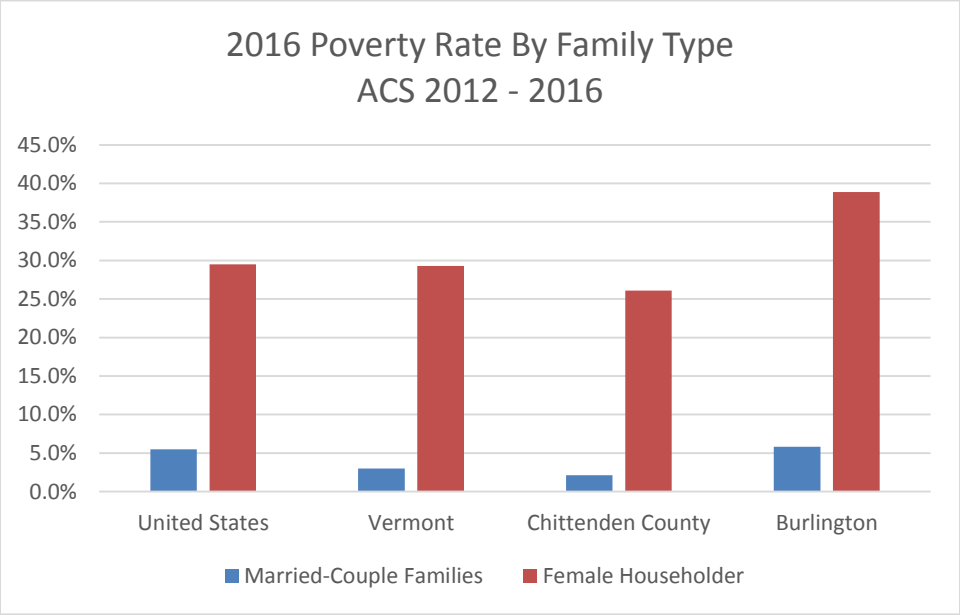

OMB Control No: 2506-0117 (exp. 06/30/2018)

Decent Housing

The City's goal is that all Burlington residents have a range of housing options that offer them safe, decent, appropriate, secure and affordable housing. Indicators tracked in this area include:

Rental Vacancy Rate and Rental Affordability

A rental vacancy rate between 3% and 5% is generally considered by most experts to be "balanced." When it falls below that level, a lack of supply will lead to escalating rents, leave people unable to find housing, and limit economic growth. The local rental vacancy rate, measured twice a year by the Allen, Brooks & Minor Report©, is running at 2.6% in Chittenden County as of December 2017, a 1.8% decrease from 2016 and below the 'balanced' range.

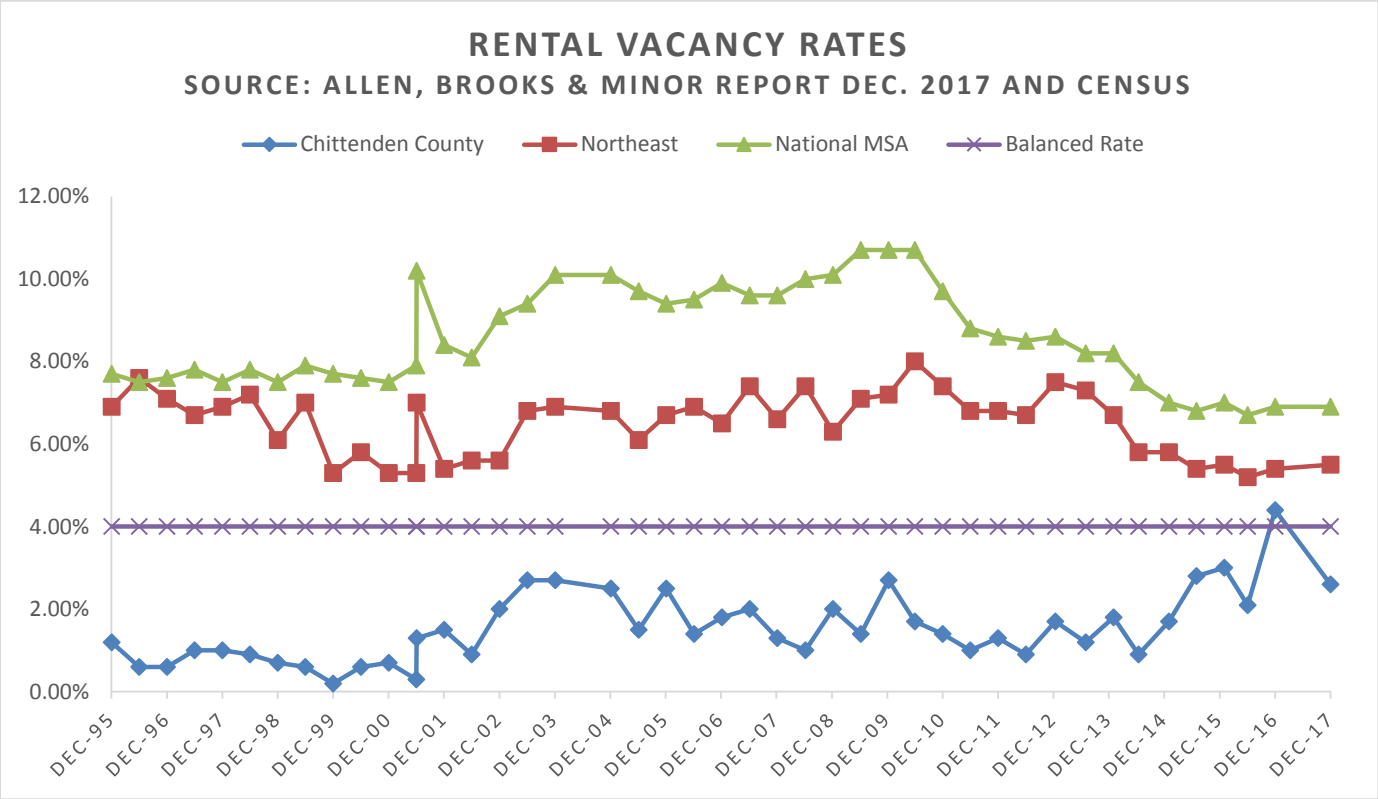

Rental affordability, measured by a "housing wage" that allows a tenant to pay no more than 30% of income for housing and utilities, continues to be out of reach for lower-income residents, particularly for residents that require two to three bedroom apartments. Both indicators show a continuing need for retention of existing affordable units and the production of new affordable rental units.

OMB Control No: 2506-0117 (exp. 06/30/2018)

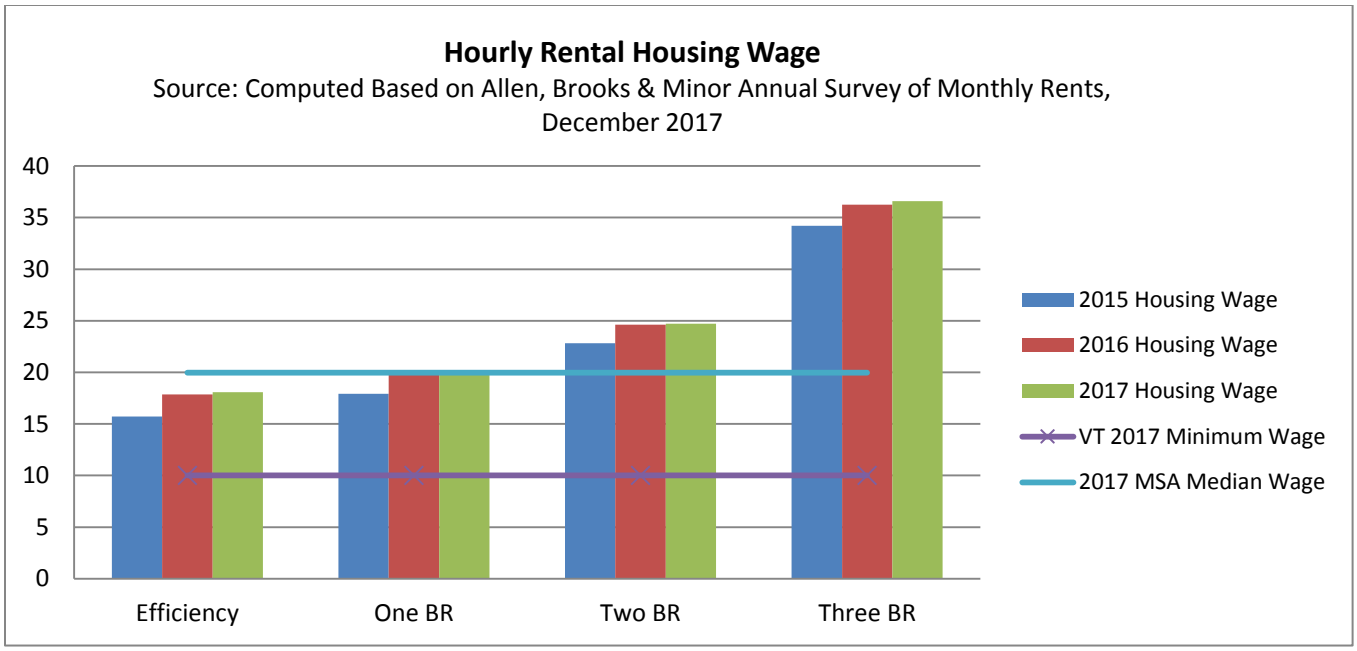

**Please note that the cost of utilities is not included in the Housing Wage calculated above.*

Rent is rising at a higher rate than household income. According to the Allen, Brooks & Minor Report released December 2017, median household income has increased at an average of 2% since 2009 while rent grew at an annual average rate of 2.8%.

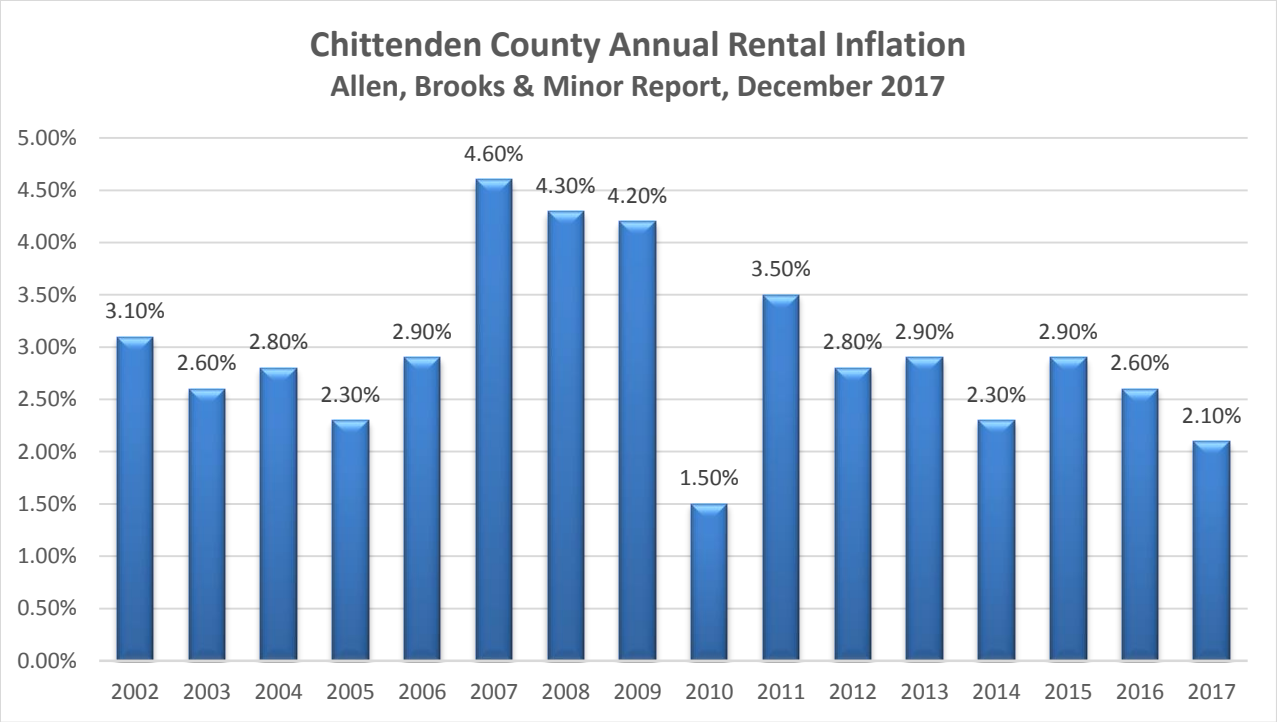

Median Home Sales Price, Number of Home Sales and Number of Foreclosure Filings

Home sales prices in Burlington increased sharply from 2002 to 2005, dipping in 2006. Since 2008 we have seen a more gradual increase in median price until 2017 where the Burlington median price jumps to just under the historically higher Chittenden County median price. To afford a home purchase at the 2016 median price of $264,300, a Burlington buyer would have needed an annual income of $88,100. That is well above the median family income in the Burlington Metropolitan Statistical Area as estimated by the 2016 American Community Survey ($64,127) as well as the City of Burlington median household income ($46,754).

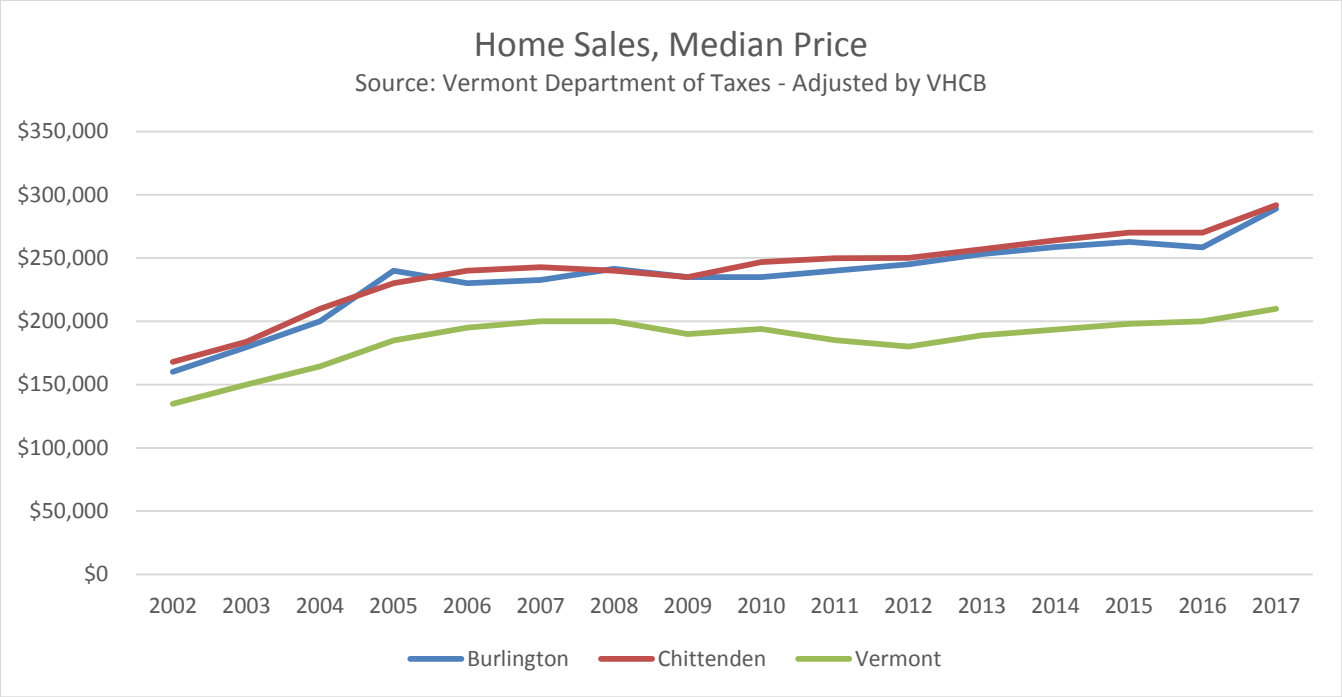

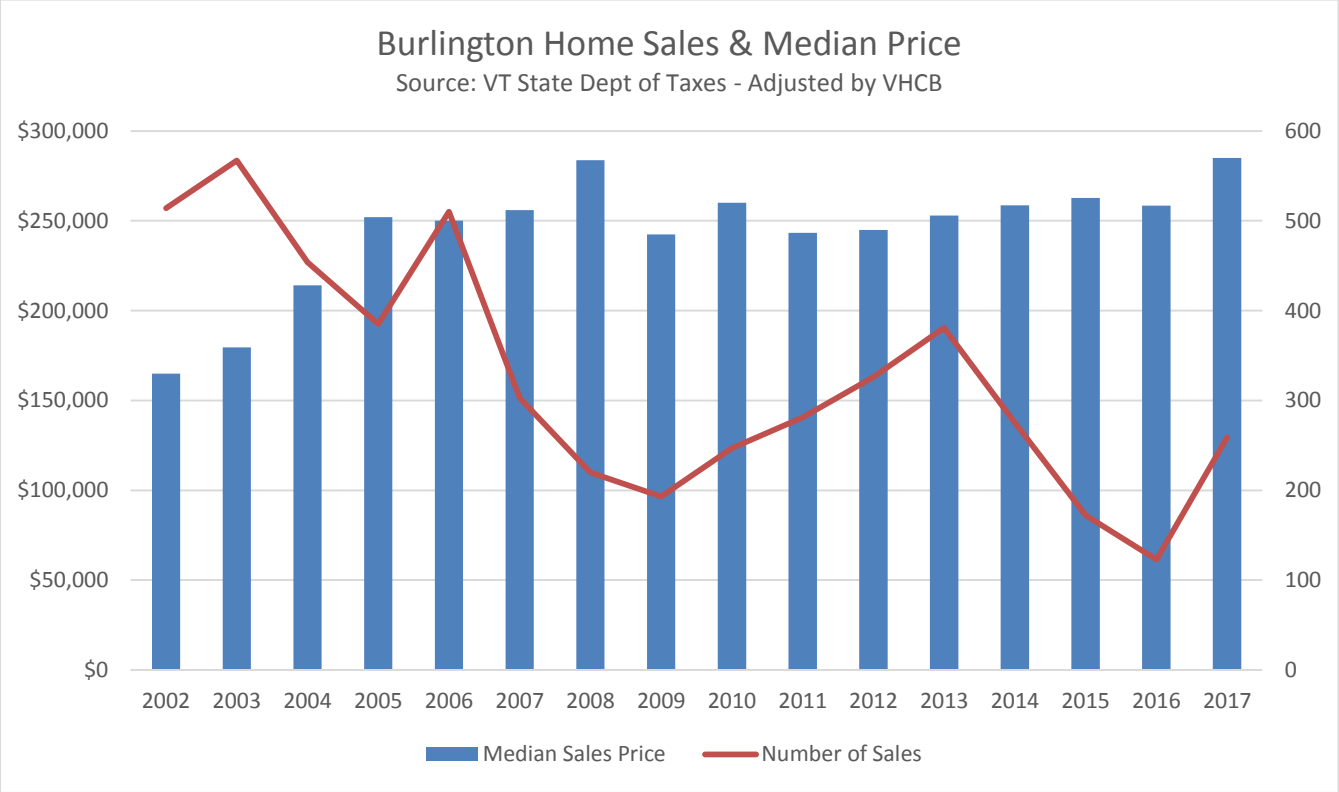

The number of homes sold showed a dramatic decline from 2006 to 2009, with that trend appearing to

OMB Control No: 2506-0117 (exp. 06/30/2018)

reverse in 2010 with slow but increasing sales until 2013. Home sales steadily decreased from 2013 to 2016, and 2017 has shown an increase in sales. Burlington has escaped the kind of foreclosure crisis experienced by other cities, but foreclosure filings did begin rising in 2007 – with escalating numbers continuing in 2008 and 2009 – before beginning to abate in the first part of 2010. This decreasing trend has continued through 2017, which saw the lowest foreclosure figures in 14 years.

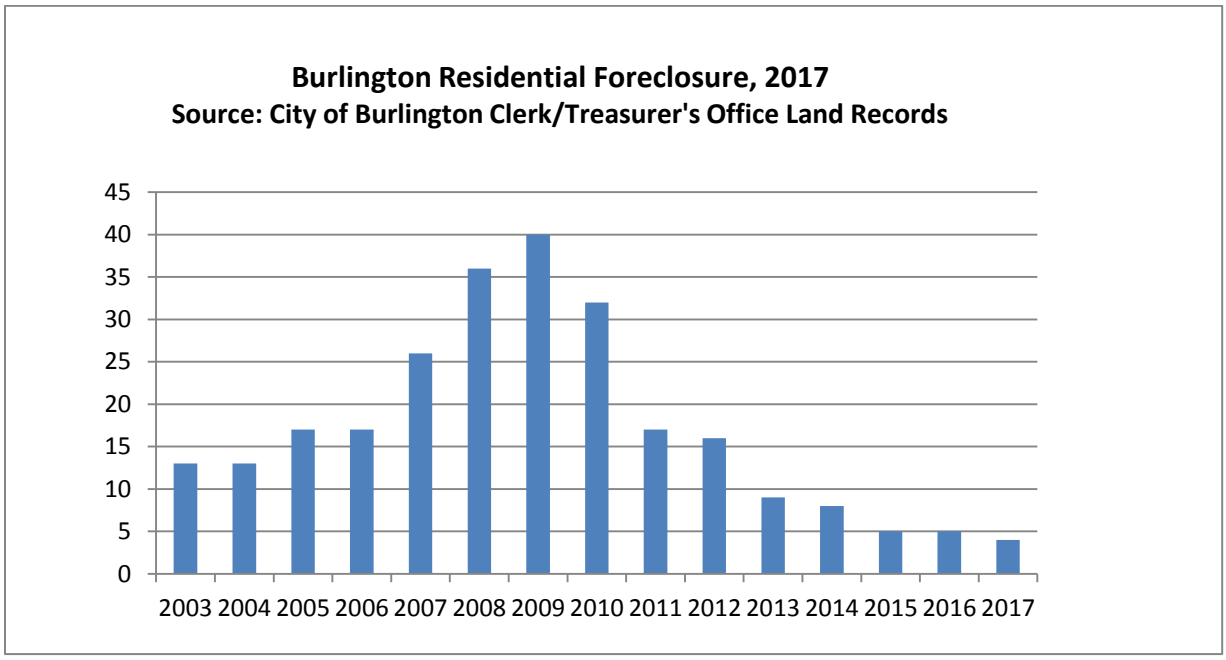

These indicators show a continuing need for support of affordable homeownership. The City will continue to monitor foreclosure levels; however, the data demonstrates foreclosure filings are at the lowest in the past 14 years. The current foreclosure prevention programs of the two federal housing counseling agencies located in Burlington – Opportunities Credit Union and the HomeOwnership Center of the Champlain Housing Trust – appear to be sufficient to meet the level of need.

Number of Homeless

Each January, local homeless and housing providers count the number of people in Chittenden County (primarily in Burlington) who are without permanent housing on a given night – including those in shelters and state-paid motels, those in transitional housing and those living in places unfit for human habitation.

The total homeless population is represented by the graph **Number of Homeless, Continuum of Care Point-In-Time Survey.** The homeless population in Chittenden County experienced an overall 46% decrease from 2010 to 2017, increasing slightly in 2014, leveling out again in 2015 and decreasing significantly in 2016 and 2017. The highest number of homeless was counted in 2010 and the lowest number in 2017. From 2015 to 2016 the total number of people experiencing homelessness decreased, including a small number of homeless people in families and a significant number of homeless single adults. From 2016 to 2017 the most significant decrease is seen in the number of families experiencing homelessness.

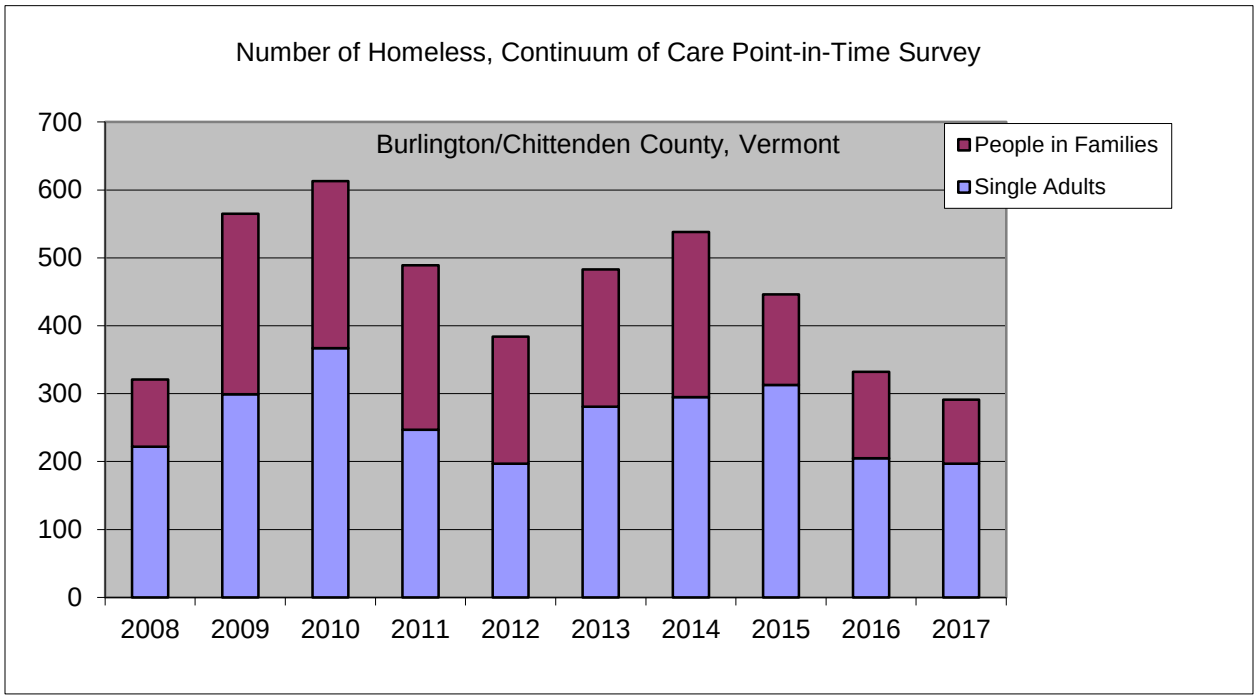

Please note the downward trend of those accessing emergency shelter with the lowest point in 2012 and then the sharp increase of 56% in 2013 due to the Emergency Assistance Motel Voucher Program. Cold weather exemptions and relaxed standards led to increased usage. It is not clear as to whether this represents an actual increase in literal homelessness in Burlington.

OMB Control No: 2506-0117 (exp. 06/30/2018)

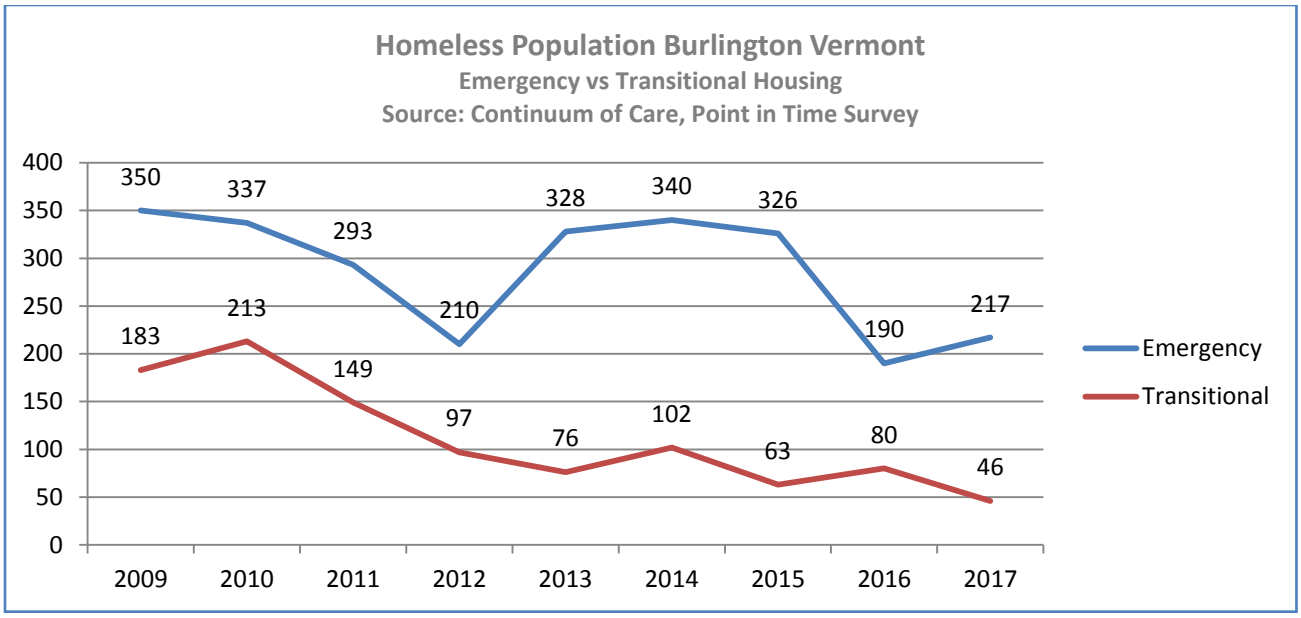

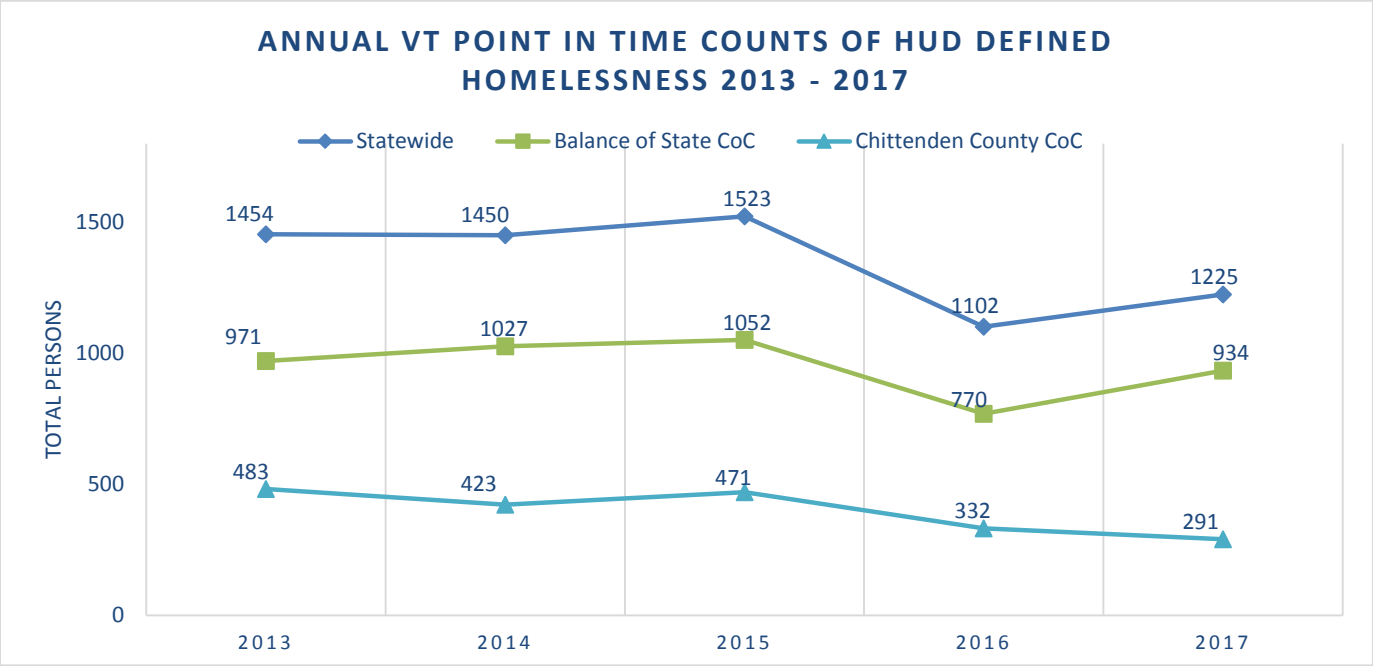

Economic Opportunity

The City's goal is that a prosperous Burlington economy provides all Burlington residents with access to livable wage jobs, to the education and training that qualify them for those jobs, to business ownership

OMB Control No: 2506-0117 (exp. 06/30/2018)

opportunities, and to the supports necessary to access those opportunities. The indicators which we track in this area include:

Job Growth and Unemployment

Burlington's unemployment rate continues to track state and national rates, declining each year since 2009 but at a lower level.

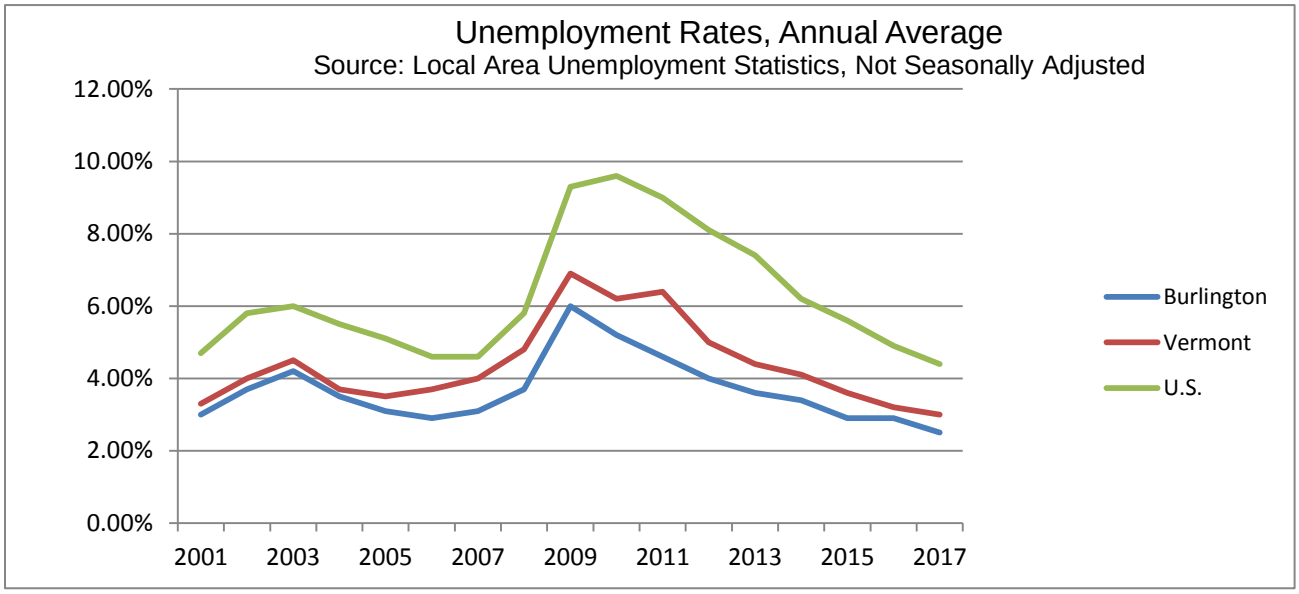

Job growth in the City and in the Labor Market Area (LMA), which is based on commuting patterns, declined sharply between 2008 and 2009. Employment, however, did appear to be following national trends with a slight decrease in jobs in the LMA, including those in the private sector.

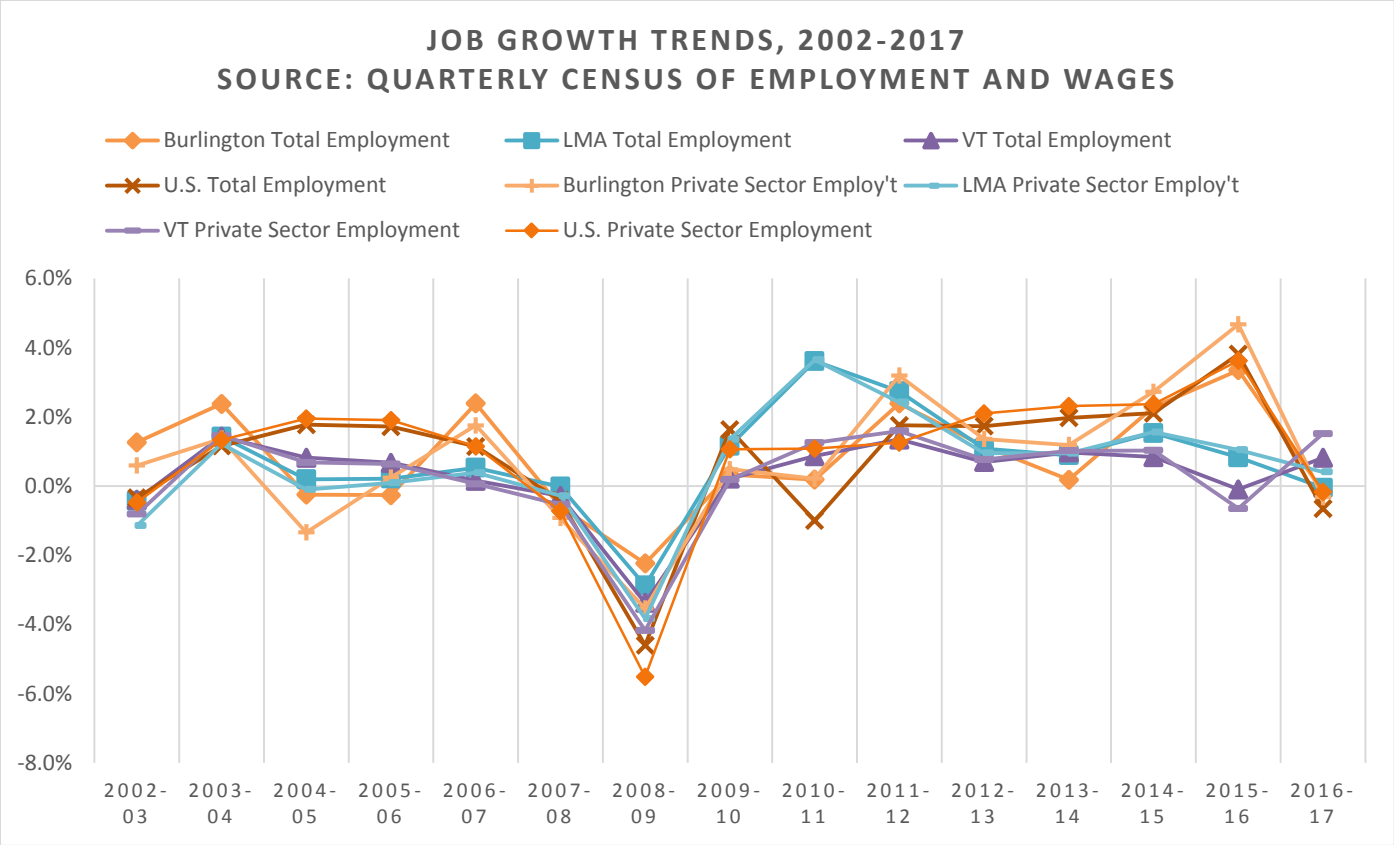

Commercial Vacancy Rates

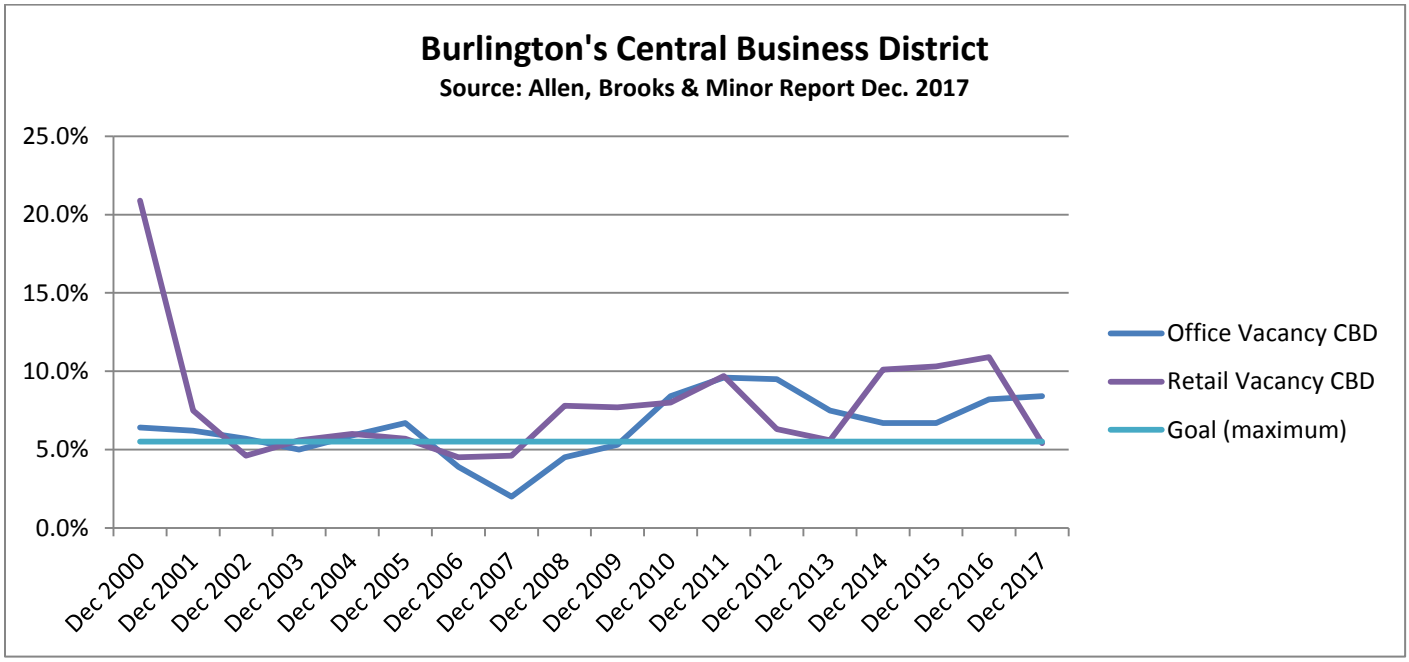

The downtown retail vacancy rate jumped upwards in June 2008, leveled out for several years, and peaked in December 2016 at 10.9%, higher than the historic average of 8.3%. Much of this increased vacancy is attributed to broad, long-term redevelopment plans at the Burlington Town Center shopping mall, now known as Burlington City Place (BCP). The redevelopment of BCP has temporarily removed 134,000 SF of space from the retail space inventory.

Sales and Entertainment Revenues

Vermont saw a significant rise in sales and gross use receipts between January 2010 and 2011; from 48,027,596 to 64,779,961 in a one year period. From 2012 to 2014 we see a more modest annual increase of 3% - 10% a year, more recently 2016 and 2017 both saw an annual increase of over 10%. Burlington meals, rooms and alcohol receipts have remained largely stable since 2011, increasing by 10.81% in 2012, dipping slightly in 2013 and 2014, increasing in January 2016. In January of 2017 Burlington meals rooms and alcohol receipts saw a modest increase of 2.46%.

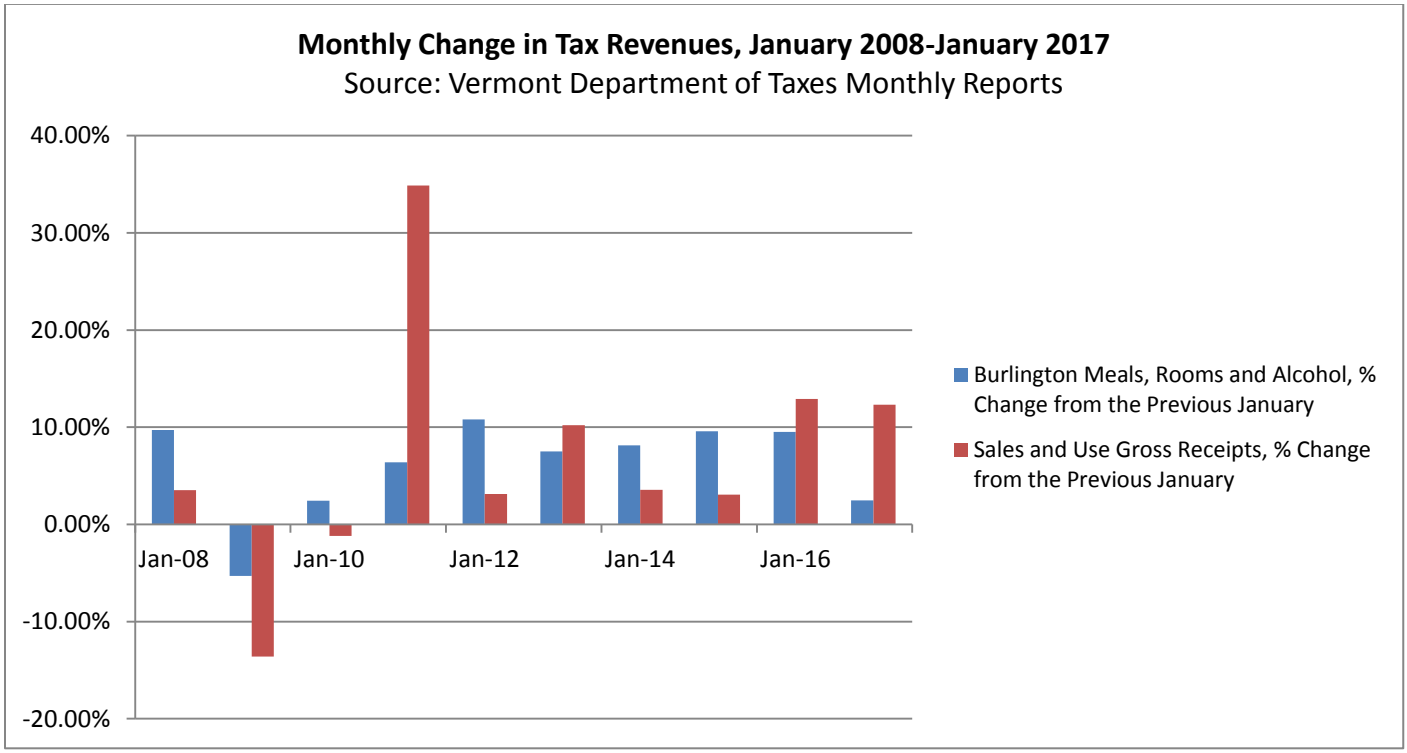

OMB Control No: 2506-0117 (exp. 06/30/2018)

Educational Success

During the 2015-2016 school year, the dropout rate at Burlington Senior High School was 4.6%, the highest rate in ten years, increasing from 3.9% in 2014-2015.

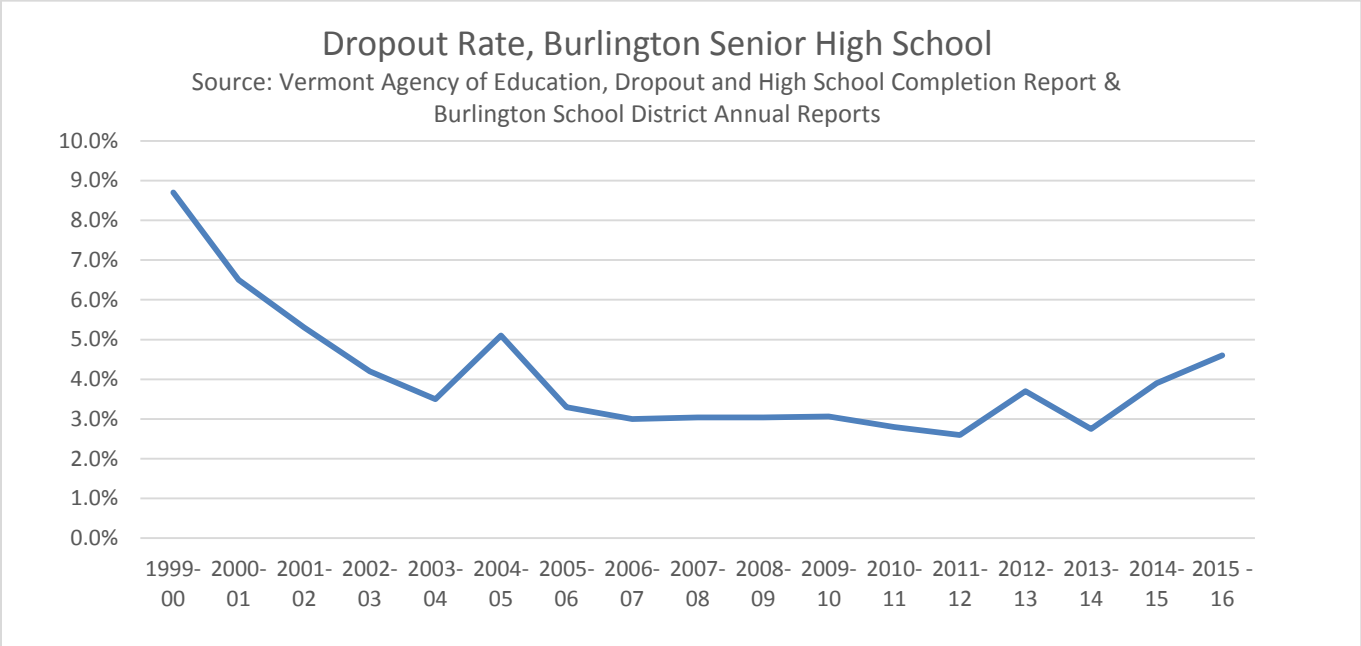

From 2011 – 2016 the rate of students scoring below proficient in Science the New England Common Assessment Program (NECAP) hovered around 70%. In the 2016 - 2017 school year there was an

OMB Control No: 2506-0117 (exp. 06/30/2018)

increase to 78% of students that scored proficient or below.

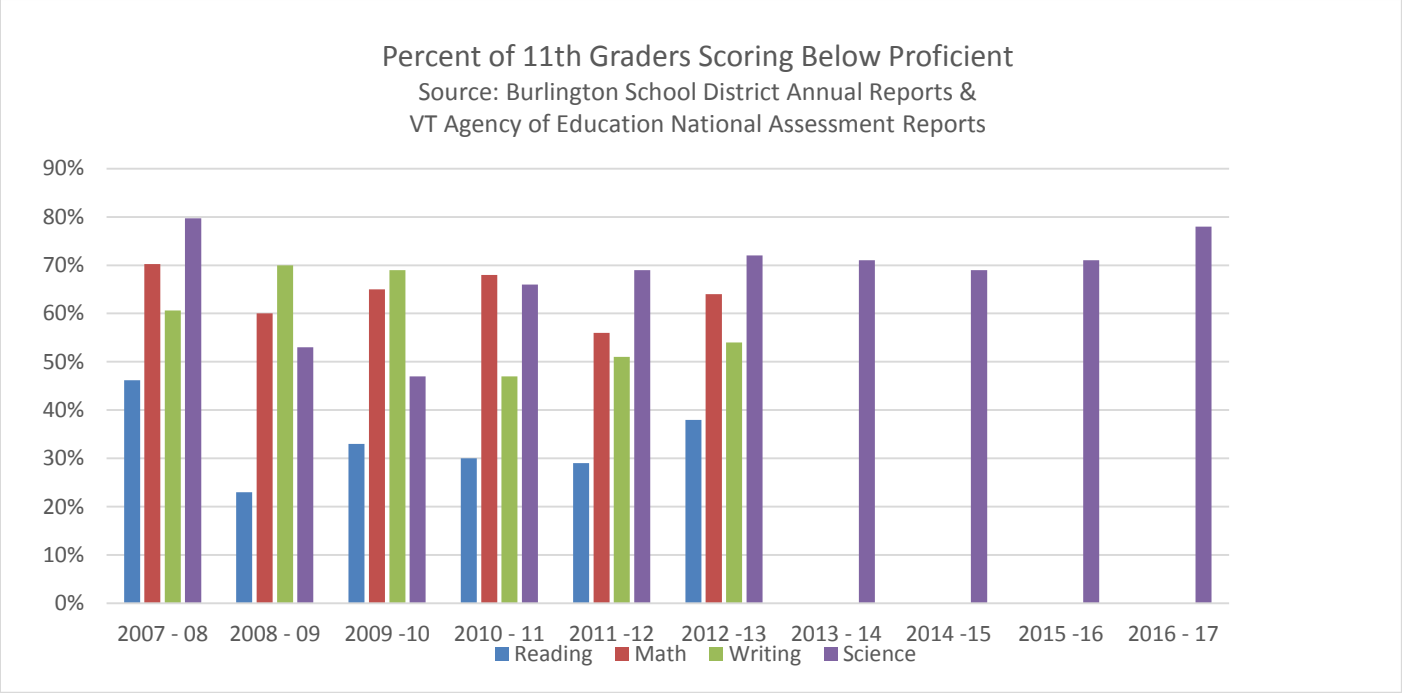

In 2010, the Vermont State Board of Education adopted the Smarter Balanced Assessment Consortium (SBAC) or Common Core assessment. Starting in the 2013-2014 school year the NECAP assessments for Reading, Writing, and Math were replaced with the Smarter Balanced Assessment Consortium (SBAC) or Common Core assessments for English Language Arts and Math. Please note when interpreting the SBAC results that test results are almost always lower when a new test is introduced and that scores on the SBAC are generally lower than on the NECAP. Since the SBAC was introduced in 2014 the number of students scoring below proficient has increased in both subjects every school year.

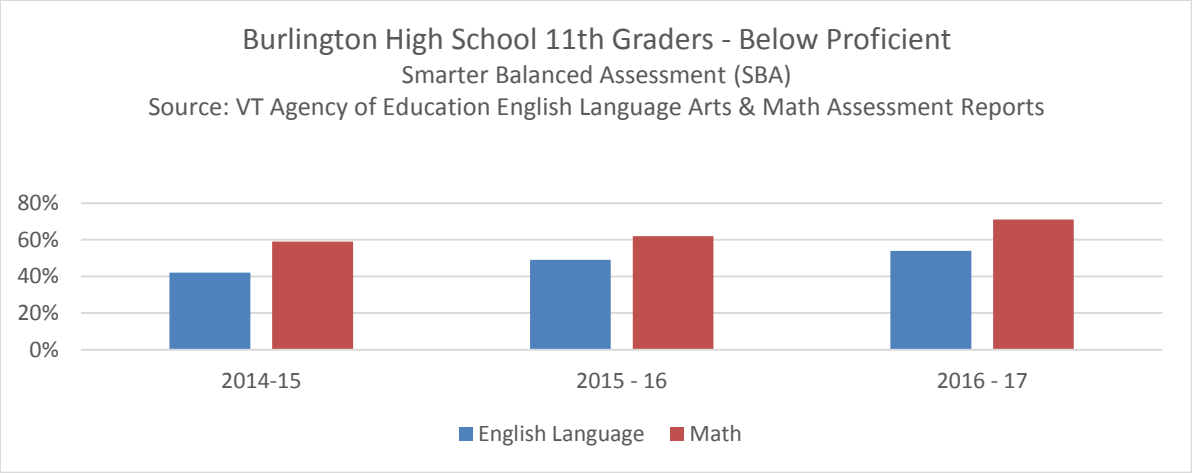

Family income continues to impact student proficiency, 25% of Grade 11 Burlington High School students who receive Free and Reduced Lunch (FRL) scored proficient or above on the SBAC English Language Arts test as compared to 58% of students who do not receive free or reduced lunch in the 2016-17 school year. The disparity in scores has decreased each year for the past 3 years, as FRL students are testing at higher rates of proficiency. These numbers may be indicative of not only poverty levels, but also diversity, English language proficiency, and range of familiarity with the American school system within the City.

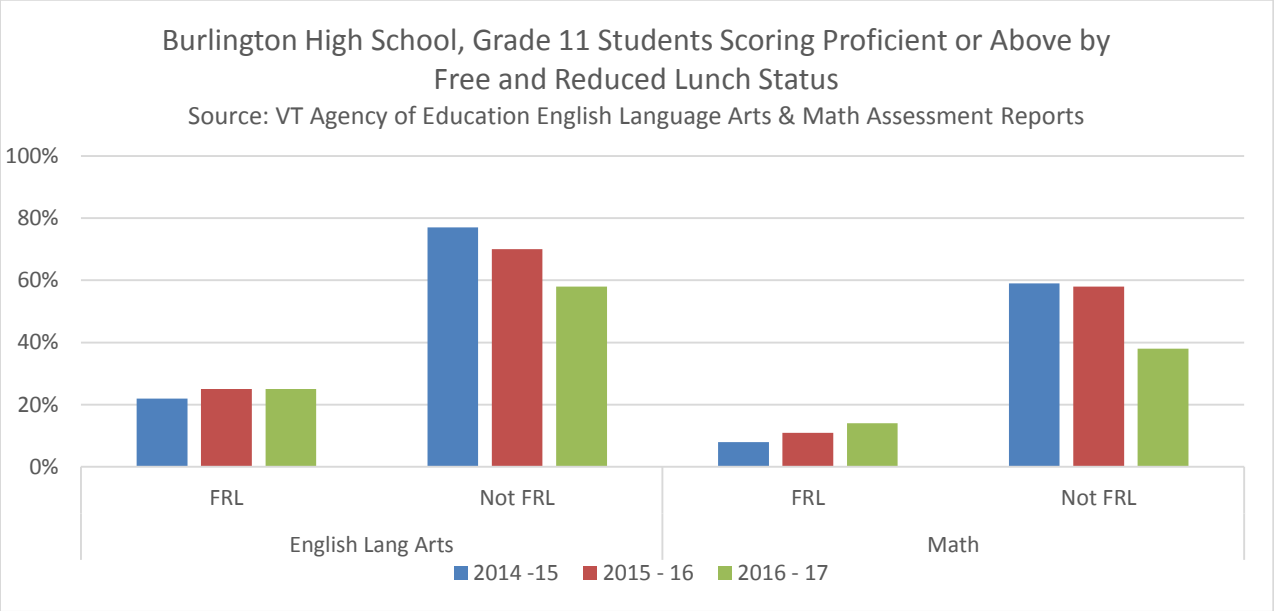

Refugee Arrivals

OMB Control No: 2506-0117 (exp. 06/30/2018)

Refugees coming to Vermont are principally resettled in Burlington and neighboring Winooski. Projections for new arrivals show a continued need for English as a Second Language and other community integration services. The principal refugee groups anticipated to be arriving in the upcoming year are from Bhutan, Burma, and the Democratic Republic of the Congo.

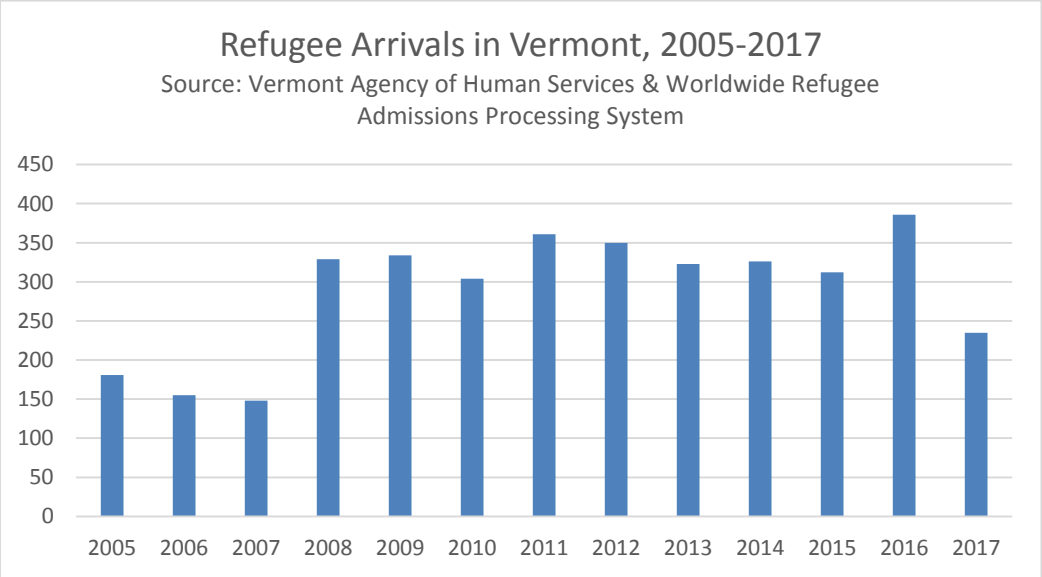

Equity

Burlington has seen major demographic changes in the last three decades. In 1980, Burlington was a city where 98.5% of its residents were White and only a half of one percent of residents didn't speak English proficiently. In 2016, over 16.5% of residents identified as a person of color and/or Hispanic and 15% of Burlington High School students received English Language Learning Services. The exponential diversification of the City and evidence of racial disparities in educational attainment, employment, and poverty demonstrate a need for more equitable access to opportunity.

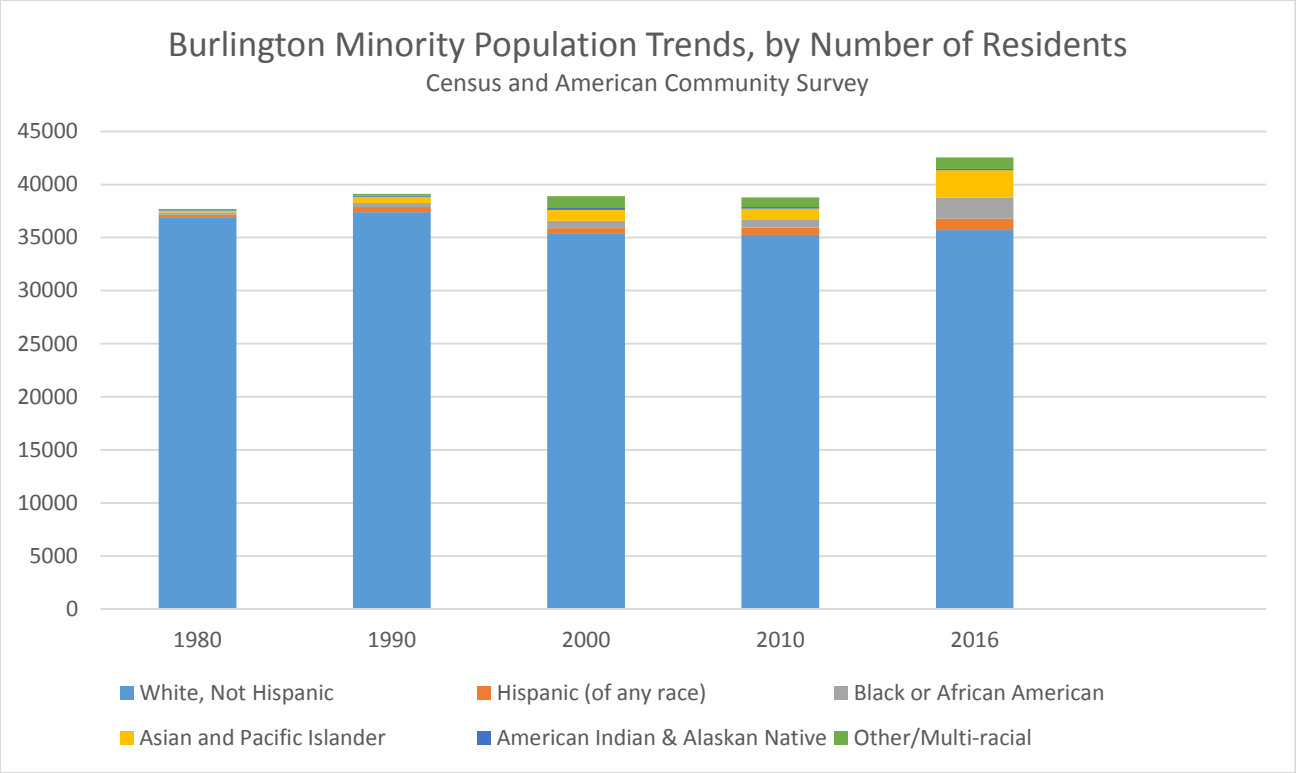

**Please note that the last column is based on ACS 5 Year Estimates and represents only 6 years of change.*

The most recent data on poverty demonstrates that some minority residents consistently lag behind white residents financially on the local and state level. Minorities in Burlington generally have higher rates of poverty than the state average among each respective race and ethnic group, and disparities in rates of poverty between white non-Hispanic residents and other races are higher in Burlington than at the state level.

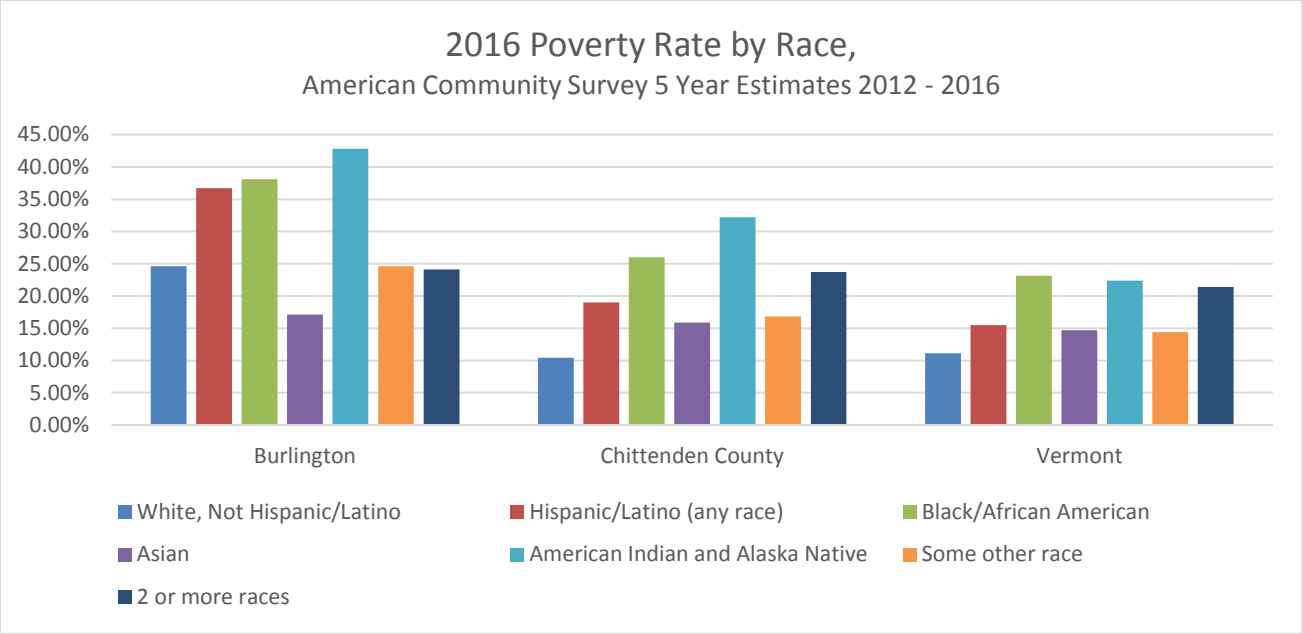

Examining unemployment by race, Black/African Americans and persons who identify as being 2 or more races have a higher incidence of unemployment in Burlington than all other races, showing racial disparity in the employment sector.

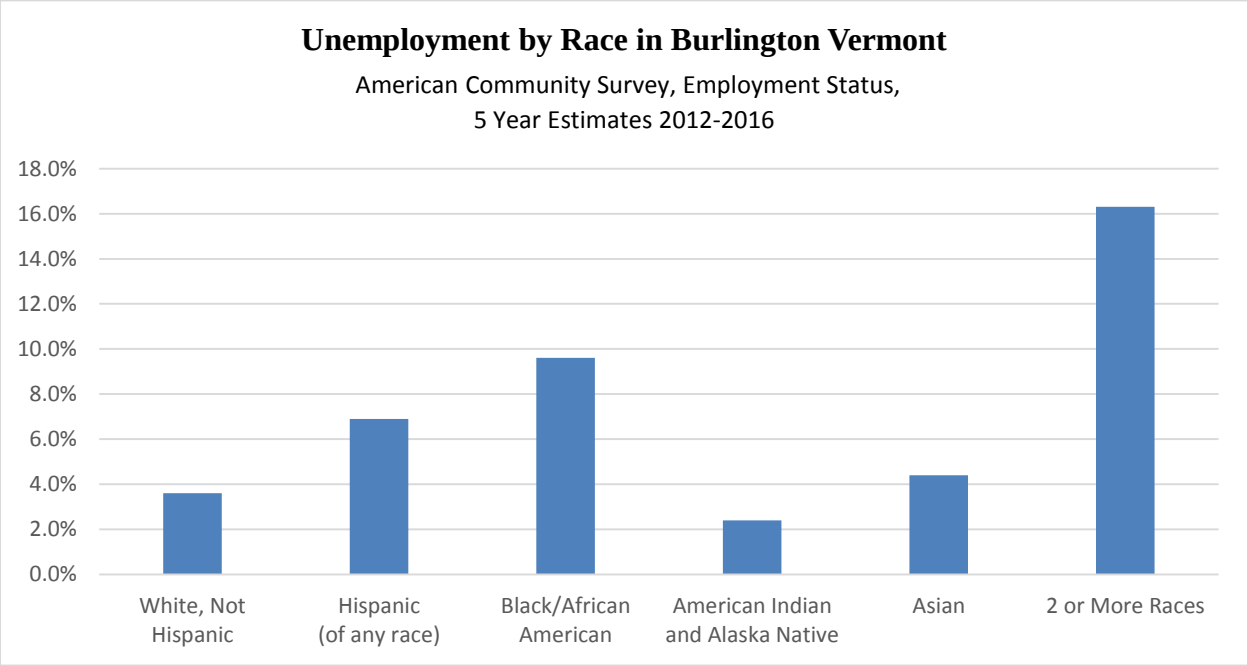

2016 unemployment was at 0% for people who identified as "some other race" or Native Hawaiian/Pacific Islander.

OMB Control No: 2506-0117 (exp. 06/30/2018)

At Burlington Senior High School students who identify as Black or African American are scoring proficient or above at a lower rate than students who identify as White.

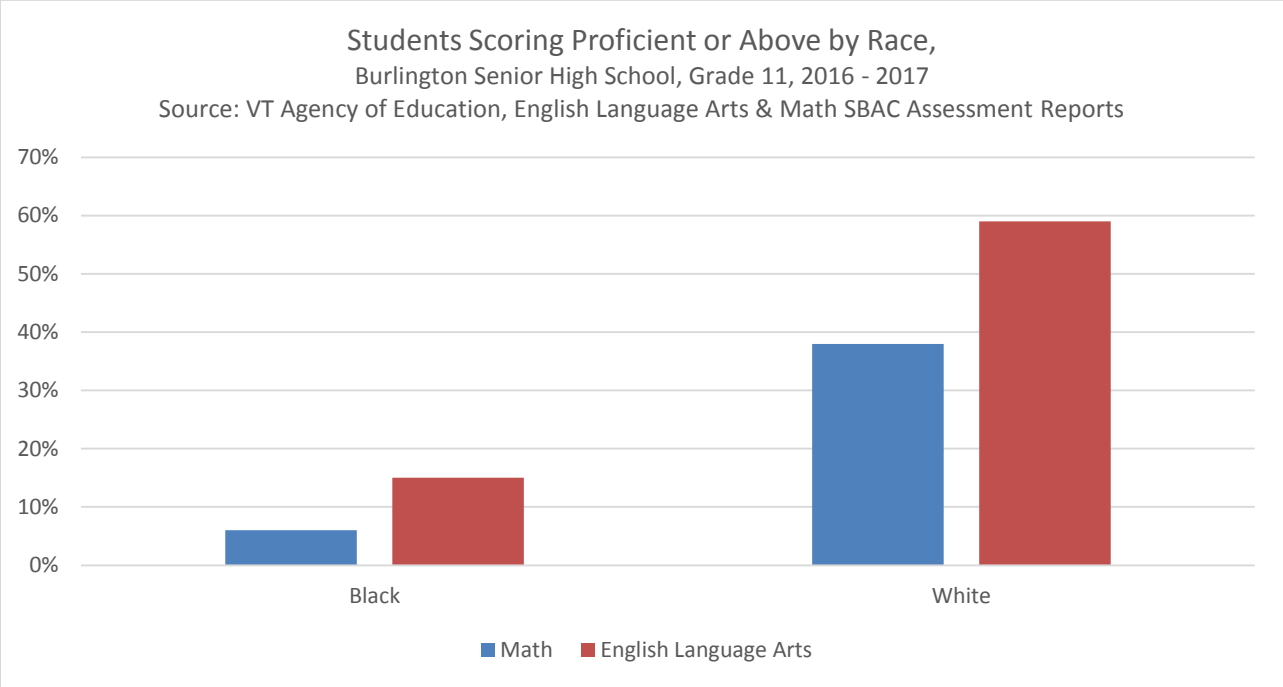

**Data is not available on the proficiency of other races or ethnicities for the 2016-2017 school year at this time.*