

Notes

1. See Sheet C200 for notes and legends related to existing conditions.
2. See Sheet C100 for site design related notes and legends.
3. See Sheet C300 for demolition design related notes.
4. The Contractor shall be responsible for a sheeting and shoring design stamped by a Professional Engineer.
5. If Contractor removes or damages adjacent infrastructure during construction it shall be restored per the original design plans provided as part of the bid documents.

New Planting Bed
Owner shall be responsible for maintaining slope of mulch planting bed

Pin new sidewalk to foundation. See Concrete Slab Joint Detail for Connection to Existing Concrete. Sawcut existing concrete. Pin new sidewalk to existing. See Detail

Votey Hall

New CB 0157-10
Drop inlet
Rim 342.80
Inv. in 338.95 (2-6"RD)
Inv. out 338.85

New 6' wide concrete sidewalk
Owner shall be responsible for maintaining slope of mulch planting bed
New steam and condensate piping. See Mechanical Plans & Specifications.

New CB 0157-9
Rim 342.40
Inv. in 338.65
Inv. out 338.65


New 7'x3" concrete pad See concrete sidewalk Detail

New Multi-Use Concrete


(ff 343.58)

6' transition to flush


New concrete curb wall. See Detail. Sawcut pavement, typical.



12/2/2015 4:39:55 PM



UNIVERSITY OF VERMONT
KALKIN HALL ADDITION
GROSSMAN SCHOOL OF BUSINESS



K&L
Krebs & Lansing Consulting Engineers, Inc.
164 Main Street, Suite 201
Colchester, VT 05446
T: (802) 878-0375
email@krebsslansing.com

BLACK RIVER DESIGN
ARCHITECTS

REVISIONS

1/11/17	WW Revisions
1/23/17	Bike racks

SITE PLAN

SCALE
1" = 10'

DATE
2016-02-29

DRAWN BY
DMR

CHECKED BY

C101