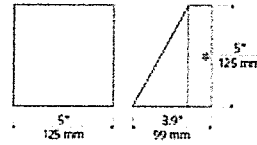
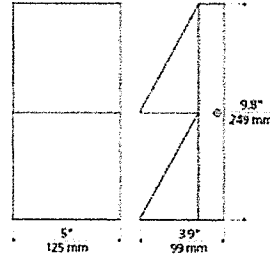
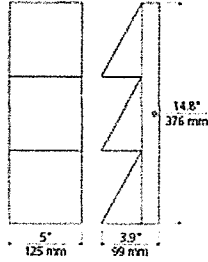



WALL COLLECTION

Pitch Wall

DESCRIPTION

Architectural design and significant light output define this modern LED wall fixture suitable for both indoor and outdoor applications. A die-cast metal body available in three sizes houses powerful LED light sources that create visual appeal as light cascades from one tier to the next of the Pitch wall sconce light from Tech Lighting. Single includes 10 watt, 700 net lumen, 3000K LED. Double includes 20 watt, 1400 net lumen, 3000K LED. Triple includes 30 watt, 2100 net lumen, 3000K LED. Dimmable with low-voltage electronic dimmer. Mounts down only. Suitable for wet locations. ADA compliant.

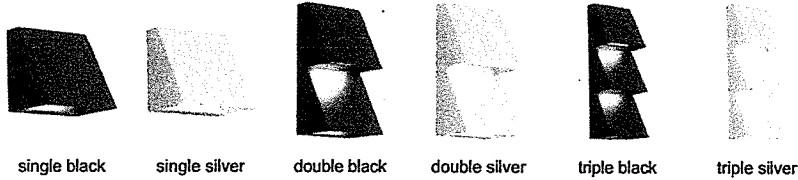


INSTALLATION

This product can mount to either a 4" square electrical box with round plaster ring or an octagonal electrical box (not included).

WEIGHT

1.66lb / 0.75kg ±



RECEIVED
NOV 01 2017

DEPARTMENT OF
PLANNING & ZONING

ORDERING INFORMATION

700WSPIT	SHAPE OR SIZE	FINISH	LAMP
D	DOUBLE	B BLACK	-LED830 LED 80 CRI 3000K 120V
S	SINGLE	I SILVER	-LED830-277 LED 80 CRI 3000K 277V
T	TRIPLE		



TECH LIGHTING®

7400 Linder Avenue T 847.410.4400
Skokie, Illinois 60077 F 847.410.4500

Tech Lighting, L.L.C.

700WSPIT

FIXTURE

TYPE:

JOB NAME:

NOTES:



©2016 Tech Lighting, L.L.C. All Rights Reserved. The "Tech Lighting" graphic is a registered trademark of Tech Lighting, L.L.C. Tech Lighting reserves the right to change specifications for product improvements without notification.