

KASSON & KELLER, INC.  
FONDA, NEW YORK

Addition only

159 Locust  
300 Series  
Double Hung

SECTION 08600 – PRIME VINYL WINDOWS

RECEIVED  
APR 24 2018

PART 1 – GENERAL

Description of Work:

DEPARTMENT OF  
PLANNING & ZONING

Definition – Double hung windows are vertically operating windows in which the weight of the sash is offset by a counterbalancing mechanism mounted in the windows.

Fixed windows consist of a glazed frame installed into the opening and are not operable. They may contain a glazed panel inserted into a frame.

Double hung designation (DH-R35)

Quality Assurance:

Field Measurement – Take field measurements prior to preparation of shop drawings and fabrication of window units.

Manufacturer's Qualifications – Subject to compliance with requirements, provide replacement windows, which are listed by product name and manufacturer in the AAMA Program Directory or a directory of an independent laboratory testing in accordance with American Architectural Manufacturers Association.

Mock-up – Prepare a mock-up of each type of prime window required, in sizes and at prepared window locations indicated, for purposes of demonstrating compliance with the requirements and to serve as standard for judging completed work. Mock-ups may be left in place as standard for judging completed work. Mock-ups may be left in place as part of work if in condition at project completion.

References:

Standards - Provide prime windows complying with ASTM/NWWDA 101/I.S.2-.97 Standard Specification for Poly (Vinyl Chloride)(PVC) Prime Windows, except where more stringent requirements are indicated.

Air Infiltration – Not more than 0.14 cfm per foot of crack at a pressure of 1.57 psf.

Uniform Structural Load – Shall pass a minimum of 52.5 psf to meet requirements for DH-R35. Design pressure to be a minimum of 35 psf.

Thermal Performance – Thermal performance simulation shall be done in accordance with NFRC 100-91: "U" values shall not be higher than 0.47 with clear insulated glass, 0.37 with Low "E" and air filler, and 0.34 with Low "E" and argon gas filler.

Submittals:

Product Data – Submit manufacturer's product literature and specifications describing prime windows, including color selections and glazing options.

Shop Drawings – Submit shop drawings showing elevations of units, full size profiles of window frame members, thickness of metal, sizes, types, materials, finishes, and location of operating hardware; mullion details, method and materials for weather-stripping; details of installation, including connection and relationship to other work. Include schedules showing locations of units for each size and type.

Samples – Submit sample of each required vinyl finish, on 12" long sections of typical frame members.

Test Reports – Submit certified laboratory test reports showing evidence that prime windows of type indicated complies with requirements.

**B. Sash Frame:**

1. Sash frames shall be solid rigid PVC hollow extrusion. All miters to be fusion welded and routed clean for strength and attractive looks. Glass to be held in place by snap-in glazing beads on the exterior of the sash. Sash are to be designed to have interlocks to interlock at the meeting rail when sash are closed, and that interlock shall be integral part of the sash frame and not be a snap-on part. Sash frames shall be double weather-stripped to reduce air infiltration.
2. Sash shall have extruded full-width pull rails as a part of the sash extrusion. Sash extrusion should be multi-chambered for better thermal performance and the ability to screw all necessary hardware.
3. Meeting rail shall contain at least one cam lock to provide security when closed.
4. The top sash shall feature two ventilation latches to allow the bottom sash to only open approximately three inches.
5. The sash shall be lifted with assistance from special balances. The balance tension shall be accurately set to allow the sash to be operated properly.

- C. Screen – The screen frame shall be rolled or extruded aluminum. Screen cloth shall be 18 x 16 fiberglass mesh. Screen shall be full height with middle stabilizer bar to prevent spreading or bowing of the screen.

**Installation:**

- A. Installation shall be in compliance with the manufacturer's installation details.
- B. Window units must be stored in a place protected from the weather.
- C. Window frames shall be set plumb and square and secured to the surrounding structure according to the manufacturer's instructions.
- D. The window sill shall be supported and set level with particular care taken to see that the design level of fall is maintained.
- E. Windows shall not be placed as to carry any load other than their own weight.
- F. Cavities between window frames and the rough openings shall be filled with insulation.
- G. Caulk all joints between the window frame and the existing casing.
- H. Sash and hardware shall be adjusted for smooth operation.

**RECEIVED**

APR 24 2018

DEPARTMENT OF  
PLANNING & ZONING

159 Locust



[Login](#) [Contact Us](#) [Dealer Locator](#) [Employment Opportunities](#)

[PRO RESOURCES](#) [PRODUCTS](#) [ABOUT US](#) [CUSTOMER SERVICE](#) [KNOWLEDGE NUGGETS](#)

[REQUEST LITERATURE](#) [MARKETING TOOLS](#) [PRIVACY LEGAL](#)

## New Construction Window 300 Series



EcoShield's 300 series new construction windows feature an integrated brickmold trim package, which creates a traditional exterior finish. The brickmold trim also serves as a J-channel pocket making for a clean finish look and easy installation.

### Standard Features

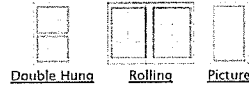

- ☒ Welded Sash and Frame
- ☒ Block and Tackle Balance System
- ☒ Aluminum Reinforced Meeting Rail
- ☒ Sloped Sill with Interlocking Leg
- ☒ Both Sash Tilt In/Full Screen
- ☒ Frame Depth 3 5/8"
- ☒ Fully Weather Stripped Interlock
- ☒ Fiberglass Half Screen
- ☒ Also available in [rolling](#) and [picture window](#)

### Performance Options

- ☒ ST Energy Star Glazing Package
- ☒ Flat, Profile or SDL Grid Package

### Builder Options

- ☒ Integral Nail Fin
- ☒ Integral Nail Fin and J-Channel
- ☒ 4 9/16" Pre-Primed Extension Jamb
- ☒ 6 9/16" Pre-Primed Extension Jamb



[Double Hung](#)

[Rolling](#)

[Picture](#)

[Home](#) [Replacement Windows](#) [New Construction Windows](#) [Patio Doors](#) [Storm Windows and Doors](#) [R5 Windows](#) [FAQs](#) [Site Map](#)

EcoShield Window Systems, a quality product of Kasson and Keller Inc. Manufacturing replacement windows, new construction windows, and storm windows since 1947

Product information on this site is subject to change without notice. Please contact your dealer or customer service representative for the most up to date information.

RECEIVED

APR 24 2018

DEPARTMENT OF  
PLANNING & ZONING

## Door Details



[Email](#)



[Post It](#)




[Share](#)



[Print](#)

Save My Door



RECEIVED

APR 03 2018

DEPARTMENT OF  
PLANNING & ZONING


Style and affordability. Profiles offers options to suit many home styles at an affordable price. From front entry to house-to-garage, the high-definition detail on these doors can't be missed.

## Steel Entry Door Systems: Profiles

### About this entry door system

This entry door system is available with different features. The table below breaks down the various product options by size and available features. You should work with an authorized Therma-Tru dealer and/or your builder to determine the best option for your home based on environment and region of the country.

### Door


6 Panel Flush Style IDs	Available Sizes	Available Options
	2'6" N x 6'8"	
	2'8" x 6'8"	
	2'10" x 6'8"	
	3'0" x 6'8"	
	2'6" N x 7'0"	
	2'8" x 7'0"	
	2'10" x 7'0"	
	3'0" x 7'0"	

### Sidelites


Left Sidelite Style ID	Available Sizes	Features
	12" x 6'8"	

DEPARTMENT OF  
PLANNING & ZONING

All Products / Exterior / Windows & Doors / Windows



Meadow View  
Garden Window  
White, 30x36, Clear  
Insulated Glass

 21 Sizes: 30 x 36

2 Designs: Laminated Seat Board


4 Configurations:  
Laminated Seat Board,  
Clear Insulated Glass

Product Specifications +

Need more info? Ask a question >

**Keywords**      Awning Style Garden Window · garden window · greenhouse window · Herb window · meadow view · Vinyl Garden Window

**Variations**      Meadow View Garden Window White, 30x36, Clear Insulated Glass  
Meadow View Garden Window White, 30x36, Low-E Insulated Glass  
Meadow View Garden Window White, 30x36, Clear Insulated Glass  
Meadow View Garden Window White, 30x36, Low-E Insulated Glass  
Meadow View Garden Window White, 30x42, Clear Insulated Glass



**BKSSL**  
BEACON WALL MOUNT LIGHTING

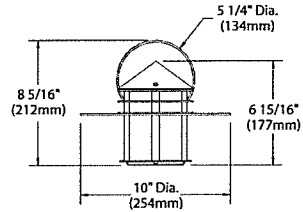
# RECEIVED BEACON WALL MOUNT (BWM)

APR 03 2018

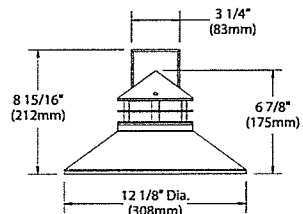
PROJECT:	
TYPE:	

## DEPARTMENT OF PLANNING & ZONING

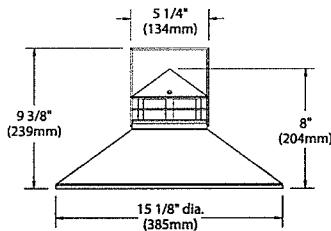
**FRONT VIEW**



(SD10 Style shown with 5" Round Canopy)

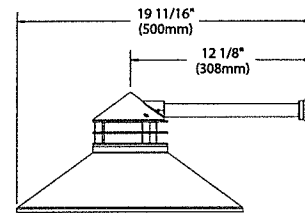
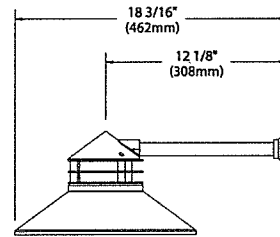
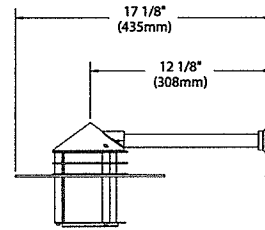


(SD12 Style shown with 3"x5" Rectangular Canopy)



(SD15 Style shown with 5" Square Canopy)

**SIDE VIEW**



All dimensions indicated on this submittal are nominal. Contact Technical Sales if you require more stringent specifications.

## SPECIFICATIONS

### GreenSource Initiative™

Metal and packaging components are made from recycled materials. Manufactured using renewable solar energy, produced onsite. Returnable to manufacturer at end of life to ensure cradle-to-cradle handling. Packaging contains no chlorofluorocarbons (CFC's). Use of this product may qualify for GreenSource efficacy and recycling rebate(s). Consult [www.tekaillumination.com/greensource](http://www.tekaillumination.com/greensource) for program requirements.

### Materials

**Copper and Brass:** Constructed from copper and brass. These enduring metals are inherently corrosion resistant.

**Aluminum:** Constructed from Copper-Free aluminum (Type 6061-T6).

### Shade

Hand spun from 16GA 3003-H14 aluminum or 16GA C101 copper. Specify 12" or 15" diameter.

### Disk

10" diameter disk made from 1/8" 6061-T6 Aluminum or 1/8" Copper.

### Body

360 Aluminum Cast or C836 Red Brass cast. High temperature, silicone gasket provides water tight seal to shade assembly.

### Lens

3-1/2" dia. frosted acrylic lens with frosted acrylic downlight lens provides sealed optical compartment.

### BKSSL®

Integrated solid state system with 'L' technology is scalable for field upgrade. Modular design with electrical quick disconnects permit field maintenance available in 27000k, 3000k or 4000k specify 10W or 20W. Warm Dim LED 2200K-3500K specify 10W or 20W. Line voltage input 120V only. Compatible with electronic low voltage dimmers only.

### Wiring

Tefzel™ coated wire, 18AWG, 600V, 210° C rated and certified to UL 1659 standard.

### Rings

Solid aluminum accent rings with solid aluminum spacers; brass or stainless steel accent rings with solid brass spacers.

### Canopy

Canopy Cover conceals mounting plate and hardware. Material is hand spun from high purity, solid copper plate with tamper resistant machined 360 aluminum or brass lock collar. Available in 5-1/4" diameter round canopy cover, 18GA Aluminum or 18GA Copper. Square Canopy cover 5-1/4" x 5-1/4" or rectangular canopy cover 3-1/4" x 5-1/4" made from 16GA Aluminum or 16GA Copper.

### Mesh Screen

Diffuses light in window. Finish to match fixture.

### Dark Top

Eliminates glow in window above shade.

### Installation

For Round and Square Canopy Cover: 5" diameter, machined aluminum mounting plate with black finish. For use with 4" octagonal junction box (by others). For Rectangular Canopy Cover: 3"x5" machined aluminum mounting plate with black finish for use with single gang recessed switch box (by others).

### Finish

**Copper and Brass:** Natural (NAT): Copper and brass components are sand blasted to expose the porous metal surface. Over time, and with exposure to the elements, the metals will naturally 'weather' resulting in a unique patina.

Also available with hand-crafted metal finishes including brown patina (BP), green patina (GP), polish (POL), and nickel plate (NIC).

Copper and brass components are also available in powder coat finishes.

Optional ceramic clear coat protection (copper and brass components only) seals and protects underlying metals and protects against discoloration, fading, and wear. Highly impervious to chemicals, solvents, and graffiti. For use with natural (NAT) finish.

**Aluminum:** StarGuard®, our exclusive RoHS compliant, 15 stage chromate-free process cleans and conversion coats aluminum components prior to application of Class 'A' TGIC polyester powder coating.

### Warranty

5 year limited warranty.

### Listings

UL tested to IESNA LM-79. UL Listed. Certified to CAN/CSA/ANSI Standards. RoHS compliant. Suitable for indoor or outdoor use. Suitable for use in wet locations. Additionally suitable for installation within 4' of the ground. IP65 Rated. Made in USA.



• Energy Star is a registered trademark of the United States Environmental Protection Agency.  
Tefzel™ is trademark of The Chemours Company FC, LLC.



SHOP ALL SPRING BLACK FRIDAY DEALS + FREE PARCEL SHIPPING WITH MYLOWE'S. SHOP NOW>



Open until 10PM!  
South Burlington  
Lowe's ▾

Prices, promotions, styles, and availability may vary. Our local stores do not honor online pricing. Prices and availability of products and services are subject to change without notice. Errors will be corrected where discovered, and Lowe's reserves the right to revoke any stated offer and to correct any errors, inaccuracies or omissions including after an order has been submitted.

RECEIVED  
APR 04 2018

DEPARTMENT OF  
PLANNING & ZONING

Item # 656979 Model # 36016033

Comfort-Bilt White Mid-View  
Storm Door with Self-Storing  
(Common: 30-in x 80-in; Actual:  
29.75-in x 79.75-in)

71 Ratings



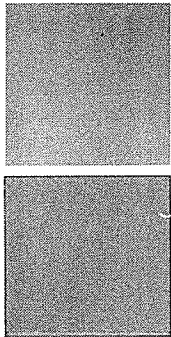
4.0 Average

84%

Recommend  
this  
product



Community  
Q&A  
View Now



\$198.00

No Rebates. Change Location. >

- Half screen is reversible allowing for top or bottom screen position to fit your
- All metal door with heavy duty aluminum frame and rigid steel kick
- Decorative outside lever with inside lock

Manufacturer Color/Finish

White ▾

Common Width (Inches)

30 ▾



Ships to Store  
FREE



Delivery



Ready for  
delivery:



SHOP ALL SPRING BLACK FRIDAY DEALS + FREE PARCEL SHIPPING WITH MYLOWE'S. SHOP NOW >



Open until 10PM!  
South Burlington  
Lowe's ▾

Prices, promotions, styles, and availability may vary. Our local stores do not honor online pricing. Prices and availability of products and services are subject to change without notice. Errors will be corrected where discovered, and Lowe's reserves the right to revoke any stated offer and to correct any errors, inaccuracies or omissions including after an order has been submitted.

RECEIVED  
APR 04 2018

Item # 358401 Model # JWVYL LE 5068 RH

### JELD-WEN 59.5-in x 79.5-in Right-Hand White Vinyl Sliding Patio Door with Screen


1 Rating



2.0 Average

Have an opinion?  
Help others decide.  
**Write a Review**

  
Community Q&A  
**View Now**



**\$596.61**

DEPARTMENT OF  
PLANNING & ZONING

- ENERGY STAR® certified
- 1-lite Low-E with argon gas for greater energy efficiency
- OX (right hand as viewed from the exterior)



**Ships to Store  
FREE**

- ✓ Ready for pickup:  
Estimated by  
04/25/2018



**Delivery**

- ✓ Ready for delivery:  
Estimated on  
04/25/2018



Get 5% OFF\* Every Day

Subject to credit approval. Exclusions apply. Cannot be combined with Special Financing.

**Get Details >**