2015 Consolidated Annual Performance & Evaluation Report

City of Burlington, Vermont

Prepared by Marcy Esbjerg
Community & Economic Development Office
Room 32 – City Hall
149 Church Street
Burlington, Vermont, 05401
(802) 865-7144
www.burlingtonvt.gov/cedo

This document is available upon request in alternative formats for persons with disabilities.

OMB Control No: 2506-0117 (exp. 07/31/2015)

Table of Contents

CR-05 Goals and Outcomes…….. 3

CR-10 Racial and Ethnic Composition…… 12

CR-15 Resources and Investments…….. 15

CR-20 Affordable Housing…… 24

CR-25 Homeless and Other Special Needs…… 27

CR-30 Public Housing…….. 33

CR-35 Other Actions…….. 35

CR-40 Monitoring…….. 49

CR-45 CDBG…….. 51

CR-50 HOME…….. 52

Appendix A: Community Indicators ……55

CR-05 - Goals and Outcomes

Progress the jurisdiction has made in carrying out its strategic plan and its action plan. 91.520(a)

This could be an overview that includes major initiatives and highlights that were proposed and executed throughout the program year.

The City's Community & Economic Development Office regularly prepares three major plans and reports about housing and community development. First, there is the City's Consolidated Plan for Housing & Community Development. The Consolidated Plan covers a five-year time period; provides detailed information about city demographics, the local housing market and the local economy; and outlines housing and community development needs and priorities.

Second, the City prepares an Action Plan each year to address the Consolidated Plan priorities. The Action Plan is a budget for spending the Community Development Block Grant (CDBG) and HOME Investment Partnership program (HOME) resources that the City receives from the U.S. Department of Housing & Urban Development (HUD). Each annual Action Plan details how the City plans to spend meet Consolidated Plan priorities. It must be submitted to HUD each year by May 15.

Third, after the close of each program year, the City prepares a Consolidated Annual Performance & Evaluation Report to report on progress and on CDBG and HOME expenditures during the year. The City is required to prepare the Consolidated Plan, annual Action Plans and annual Performance Reports in order to receive funding under the CDBG and HOME programs.

This Performance Report covers the third year of the five-year period covered by the City's 2013 Consolidated Plan for Housing & Community Development. It contains information on all CDBG and HOME projects that were funded, underway and/or completed during the program year beginning July 1, 2015 and ending June 30, 2016 (referred to as Program Year 2015). It also contains other information that may be of interest to the community, such as community indicators (Appendix A) and partner activities that contribute to the goals of the Consolidated Plan. The Report is due to HUD by September 30.

A Public Hearing was held before the Burlington City Council on September 26, 2016, concerning this Report. Comments were accepted at the Public Hearing as well as at the Community & Economic Development Office through September 26, 2016. We continue to solicit the input of our citizens about the effective allocation and expenditure of our CDBG and HOME resources and on housing and community development needs.

Hightlights of Outcomes

The City's highest priority under its Consolidated Plan is affordable housing. Highlights include:

- The Burlington Lead Program performed Lead Hazard Control activities in 63 housing units, performed Healthy Home interventions in 51 housing units, trained 234 individuals on the VT Essential Maintenance Practices Lead Law (EMP), provided 8 individuals with Lead Abatement Worker/Supervisor training, and conducted 42 Outreach and Education events that reached over 3800 individuals. Over $1.1 million was allocated to complete the activities.
- Home sharing and home-based senior services helped 348 residents remain housed and living independently.
- ReSource Youthbuild Program weatherized 4 units of low income housing while training 18 students to gain marketable skills in construction and weatherization.
- 19 permanent supportive housing units were added to our housing inventory chart for our homeless neighors.
- Progress was made toward the goals of preserving the affordability of 70 affordable units and assessing their capital improvements.
- Construction of 40 new affordable units on Bright Street is almost complete.

Economic opportunity is the City's next overall priority. Highlights include:

- CEDO provided technical assistance to 40 current or potential entrepreneurs, including finding commercial space, help with permitting or market research. Four new businesses were created and 3 businesses expanded.
- CEDO provided direct assistance to City Market regarding their expansion to the South End. Continued work on the proposed redevelopment of Burlington Town Center and outreach to local businesses on Church Street. Direct assistance with Citizen Cider and City Market created 4.75 new jobs and retained 2 jobs.
- The Women's Small Business Program assisted 25 women with training and technical assistance. Five new businesses started and 8 businesses expanded.
- Volunteer Income Tax Assistance program served over 800 persons with tax assistance, participants saved approximately $119,000 in fees, and 89% received refunds.

A suitable living environment is the City's third priority. Highlights include:

- CDBG-funded agencies provided shelter and services to over 1,200 homeless residents, and meals for 47 low income children in child care centers.
- The construction of Waterfront Access North is complete and the new skatepark has been opened. In addition, development work is supporting the Lake Champlain Community Sailing Center, New Moran and Harbor Marina. Construction activities supported approximately 100 jobs.

OMB Control No: 2506-0117 (exp. 07/31/2015)

Comparison of the proposed versus actual outcomes for each outcome measure submitted with the consolidated plan and explain, if applicable, why progress was not made toward meeting goals and objectives. 91.520(g)

Categories, priority levels, funding sources and amounts, outcomes/objectives, goal outcome indicators, units of measure, targets, actual outcomes/outputs, and percentage completed for each of the grantee's program year goals.

Goal	Category	Source / Amount	Indicator	Unit of Measure	Expected – Strategic Plan	Actual – Strategic Plan	Percent Complete	Expected – Program Year	Actual – Program Year	Percent Complete
DH 1.1 Protect the Vulnerable New Trans Housing	Affordable Housing Homeless	CDBG: $ / HOME: $	Overnight/Emergency Shelter/Transitional Housing Beds added	Beds	10	0	0.00%	12	0	0.00%
DH 1.2 Protect the Vulnerable New Perm Sup Housing	Affordable Housing Homeless Non-Homeless Special Needs	CDBG: $ / HOME: $	Rental units constructed	Household Housing Unit	36	0	0.00%	0	0	0.00%
DH 1.2 Protect the Vulnerable New Perm Sup Housing	Affordable Housing Homeless Non-Homeless Special Needs	CDBG: $ / HOME: $	Housing for Homeless added	Household Housing Unit	22	14	63.64%	0	19	150%

OMB Control No: 2506-0117 (exp. 07/31/2015)

DH 2.1 Produce new affordable rental units.	Affordable Housing Non-Homeless Special Needs	CDBG: $ / HOME: $	Rental units constructed	Household Housing Unit	75	9	12.00%	42	0	0.00%
DH 2.2 Promote Homeownership - New Owner Units	Affordable Housing	CDBG: $ / HOME: $	Homeowner Housing Added	Household Housing Unit	67	11	16.42%	12	32	266.67%
DH 2.3 Promote Homeownership - Buyer Assist	Affordable Housing	CDBG: $ / HOME: $	Direct Financial Assistance to Homebuyers	Households Assisted	91	46	50.55%	18	14	77.78%
DH 3.1 Preserve and Upgrade Existing Housing	Affordable Housing Non-Homeless Special Needs	CDBG: $ / HOME: $	Rental units rehabilitated	Household Housing Unit	287	7	2.44%	79	50	63.29%
DH 3.2 Acquire and Upgrade - Rehab Rental Units	Affordable Housing Non-Homeless Special Needs	CDBG: $ / HOME: $	Rental units rehabilitated	Household Housing Unit	225	0	0.00%	5	4	80.00%
DH 3.3 Acquire and Upgrade - Rehab Owner Units	Affordable Housing	CDBG: $ / HOME: $	Homeowner Housing Rehabilitated	Household Housing Unit	33	4	12.12%	4	0	0.00%

OMB Control No: 2506-0117 (exp. 07/31/2015)

DH 3.4 Protect the Vulnerable - Housing Retention	Affordable Housing Homeless Non-Homeless Special Needs	CDBG: $ / HOME: $	Public service activities other than Low/Moderate Income Housing Benefit	Persons Assisted		755				
DH 3.4 Protect the Vulnerable - Housing Retention	Affordable Housing Homeless Non-Homeless Special Needs	CDBG: $ / HOME: $	Public service activities for Low/Moderate Income Housing Benefit	Households Assisted	1605	755	47.04%	600	348	58.00%
DH 3.4 Protect the Vulnerable - Housing Retention	Affordable Housing Homeless Non-Homeless Special Needs	CDBG: $ / HOME: $	Homeless Person Overnight Shelter	Persons Assisted		0				
DH 3.5 Protect the Vulnerable Lead Hazard Reduce	Affordable Housing	CDBG: $ / HOME: $	Rental units rehabilitated	Household Housing Unit	60	51	85.00%	15	67	446.67%
DH 3.5 Protect the Vulnerable Lead Hazard Reduce	Affordable Housing	CDBG: $ / HOME: $	Homeowner Housing Rehabilitated	Household Housing Unit	41	11	26.83%	15	11	73.33%
EO 1.1 Retain/Create Jobs/MicroEnterprises	Non-Housing Community Development	CDBG: $ / HOME: $	Facade treatment/business building rehabilitation	Business	0	0		0	0	

OMB Control No: 2506-0117 (exp. 07/31/2015)

EO 1.1 Retain/Create Jobs/MicroEnterprises	Non-Housing Community Development	CDBG: $ / HOME: $	Jobs created/retained	Jobs	60	0	0.00%	4	0	0.00%
EO 1.1 Retain/Create Jobs/MicroEnterprises	Non-Housing Community Development	CDBG: $ / HOME: $	Businesses assisted	Businesses Assisted	65	61	93.85%	6	20	333.33%
EO 1.2 Enhance Commercial Infrastructure	Non-Housing Community Development	CDBG: $ / HOME: $	Facade treatment/business building rehabilitation	Business	2	0	0.00%			
EO 1.2 Enhance Commercial Infrastructure	Non-Housing Community Development	CDBG: $ / HOME: $	Jobs created/retained	Jobs	5	5	100.00%	3	6	200.00%
EO 1.2 Enhance Commercial Infrastructure	Non-Housing Community Development	CDBG: $ / HOME: $	Businesses assisted	Businesses Assisted	5	3	60.00%	3	2	66.67%
EO 1.3 Reduce Economic Barriers - Access Resources	Non-Housing Community Development	CDBG: $ / HOME: $	Public service activities other than Low/Moderate Income Housing Benefit	Persons Assisted	3500	3218	91.94%	800	861	107.00%
EO 3.1 Reduce Economic Barriers - Child Care	Non-Housing Community Development	CDBG: $ / HOME: $	Public service activities other than Low/Moderate Income Housing Benefit	Persons Assisted	400	90	22.50%	38	35	92%

OMB Control No: 2506-0117 (exp. 07/31/2015)

Planning and Administration	Planning and Adminstration	CDBG: $ / HOME: $	Other	Other	1	1	100.00%	1	1	100.00%
SL 1.1 Protect the Vulnerable Homeless Shlter/Serv	Homeless	CDBG: $ / HOME: $	Public service activities other than Low/Moderate Income Housing Benefit	Persons Assisted		3409		750	1251	166.80%
SL 1.1 Protect the Vulnerable Homeless Shlter/Serv	Homeless	CDBG: $ / HOME: $	Public service activities for Low/Moderate Income Housing Benefit	Households Assisted	0	0		0	0	0.00%
SL 1.1 Protect the Vulnerable Homeless Shlter/Serv	Homeless	CDBG: $ / HOME: $	Homeless Person Overnight Shelter	Persons Assisted	4000	1301	32.53%	0	268	268%
SL 1.1 Protect the Vulnerable Homeless Shlter/Serv	Homeless	CDBG: $ / HOME: $	Overnight/Emergency Shelter/Transitional Housing Beds added	Beds	0	0		0	0	
SL 1.2 Provide Public Services At-Risk Pop. - Food	Non-Housing Community Development	CDBG: $ / HOME: $	Public service activities other than Low/Moderate Income Housing Benefit	Persons Assisted	20000	5830	29.15%	200	47	23.50%

OMB Control No: 2506-0117 (exp. 07/31/2015)

SL 1.2 Provide Public Services At-Risk Pop. - Food	Non-Housing Community Development	CDBG: $ / HOME: $	Homeless Person Overnight Shelter	Persons Assisted		0				
SL 1.3 Provide Public Services At-Risk Youth	Non-Housing Community Development	CDBG: $ / HOME: $	Public service activities other than Low/Moderate Income Housing Benefit	Persons Assisted	180	62	34.44%	120	141	117.5%
SL 1.4 Provide Public Services At Risk - Health	Non-Housing Community Development	CDBG: $ / HOME: $	Public service activities other than Low/Moderate Income Housing Benefit	Persons Assisted	1000	763	76.30%	200	267	133.5%
SL 1.4 Provide Public Services At Risk - Health	Non-Housing Community Development	CDBG: $ / HOME: $	Homeless Person Overnight Shelter	Persons Assisted		0		0	0	
SL 3.1 Improve Public Facilities	Non-Housing Community Development	CDBG: $ / HOME: $	Public Facility or Infrastructure Activities other than Low/Moderate Income Housing Benefit	Persons Assisted	17000	817	4.81%	600	504	84.00%
SL 3.1 Improve Public Facilities	Non-Housing Community Development	CDBG: $ / HOME: $	Homeless Person Overnight Shelter	Persons Assisted		59		0	0	

OMB Control No: 2506-0117 (exp. 07/31/2015)

SL 3.1 Improve Public Facilities	Non-Housing Community Development	CDBG: $ / HOME: $	Overnight/Emergency Shelter/Transitional Housing Beds added	Beds		0		0	0	
SL 3.2 Improve Public Infrastructure	Non-Housing Community Development	CDBG: $ / HOME: $	Public Facility or Infrastructure Activities other than Low/Moderate Income Housing Benefit	Persons Assisted	42000	0	0.00%	39815	34821	87.5%
SL 3.3 Redevelop Brownfields	Affordable Housing Non-Housing Community Development	CDBG: $ / HOME: $	Brownfield acres remediated	Acre	5	1	20.00%	3	3	100%

Table 1 - Accomplishments – Program Year & Strategic Plan to Date

Narrative on Progress:

Progress on long term projects for housing is slow but proceeding forward. The progress is detailed by goal.

DH 1.1 – The project at 95 North Ave was originally planned as transitional housing and will now be classified as permanent housing. With HUD's changing priorities placing less emphasis on transitional housing, this goal will not be reached during this Consolidated Plan.

DH 1.2 – Although not funded with Entitlement Funds, our area added 19 units of permanent supportive housing for the homeless this past year and with the units at 95 North Ave counted next year, a total of 47 PSH units will have been added which exceeds our goal.

DH 2.1 Produce new affordable rental units includes new projects that are moving forward but take time like the Bright Street Co-op and additional new affordable units at South Meadows. Bright Street construction is complete and leased and will be counted next year. Additional

OMB Control No: 2506-0117 (exp. 07/31/2015)

units at South Meadow have moved forward and will be completed next year.

DH 2.3 Buyer Assist Homeownership is lower this year but last year we exceeded our goals. This goal should still be reached during the 5 year plan.

DH 3.1 Preserve and Upgrade Existing Housing includes the 139 units from South Meadows that are being renovated. The project is moving forward and it is expected that rehabilitation work will be complete in 2016.

DH 3.5 Our lead goals were reached within the combination of owner and rental units.

EO 1.1 Retain/Create Jobs/Microenterprises - The program measureables have changed and we are counting people served, businesses assisted and not jobs created.

EO 1.2 – Although we only documented 2 businesses that received assistance, these two businesses created and retained more positions than expected. Additionally, more businesses received general technical assistance.

SL 1.2 - Provide Public Services At-Risk Pop. – Food – The Fresh Food Program served a high number of nutritious meals but a lower than expected number of unduplicated children this past year.

SL 3.1 Improve Public Facilities – Dismas House, Safe Harbor and the Wellness Coop completed their projects and reported outcomes. The Wellness Coop was not able to capture the data on as many beneficiaries as were served in their programs.

Assess how the jurisdiction's use of funds, particularly CDBG, addresses the priorities and specific objectives identified in the plan, giving special attention to the highest priority activities identified.

The City is spending 75% its CDBG and HOME dollars on high priority activities to include most housing and economic development projects. The remaining 25% pent on medium priority activities. Burlington continues to focus almost 80% of expenditures assisting low-and moderate income persons.

CR-10 - Racial and Ethnic composition of families assisted

Describe the families assisted (including the racial and ethnic status of families assisted). 91.520(a)

	CDBG	HOME
White	2,109	0
Black or African American	458	0
Asian	324	0
American Indian or American Native	43	0
Native Hawaiian or Other Pacific Islander	17	0
Total	**2,951**	**0**
Hispanic	68	0
Not Hispanic	2,883	0

Table 2 – Table of assistance to racial and ethnic populations by source of funds

Narrative

The City's CDBG expenditures continue to be focused on those at the lowest income levels. The chart below shows CDBG expenditures by income level for this program year, for all completed programs/projects. Over 98% of those served are low to moderate income persons.

The racial mix reflects a growing disparity in relation to the population as a whole. For the following statistics, the 2014 American Community Survey figures by race and ethnicity are compared to racial composition of CDBG beneficiaries served. The majority of the beneficiaries served with CDBG funds are white, but still considerably less than the population of Burlington as a whole – 66%/87.3%. Black/African Americans comprise 14% of the CDBG population, compared to 3.7% of the general population. Asians are 11% of CDBG beneficiaries versus 5.4% of the total population. Hispanic

OMB Control No: 2506-0117 (exp. 07/31/2015)

or Latino of any race consists of 2.7% of the Burlington population and 2.3% of the CDBG population.

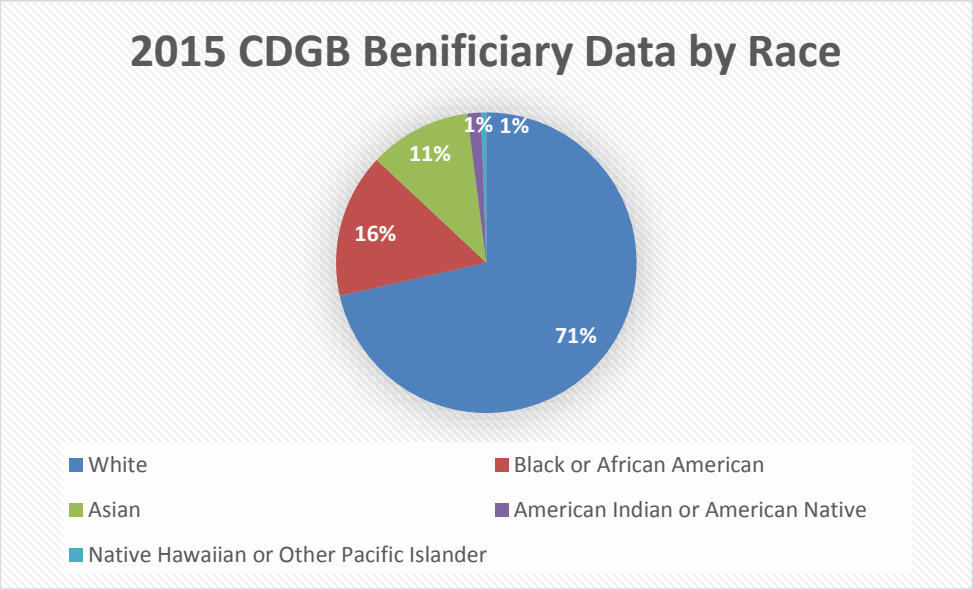

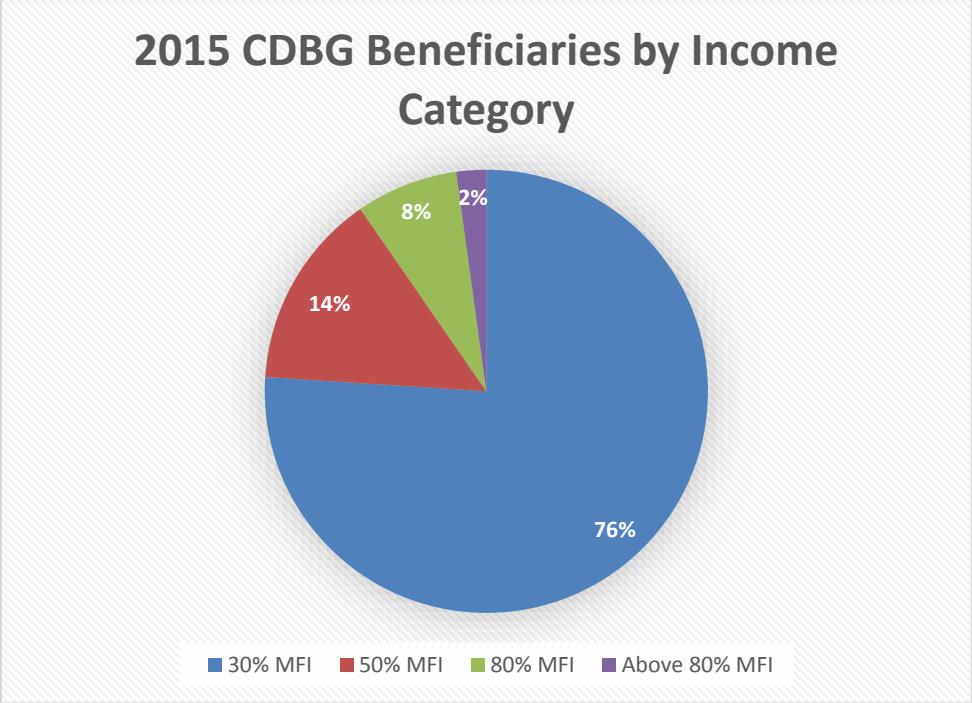

OMB Control No: 2506-0117 (exp. 07/31/2015)

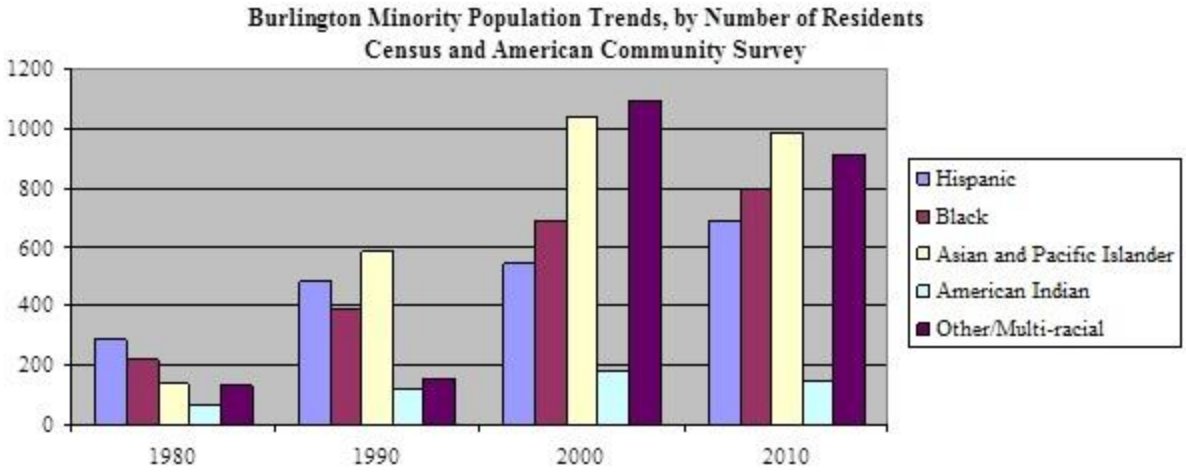
Burlington Minority Population Trends, by Number of Residents
Census and American Community Survey
1200
1000
800
600
400
200
0
1980
1990
2000
2010
Hispanic
Black
Asian and Pacific Islander
American Indian
Other/Multi-racial

CR-15 - Resources and Investments 91.520(a)

Identify the resources made available

Source of Funds	Source	Resources Made Available	Amount Expended During Program Year
CDBG		1,350,371	644,795
HOME		943,453	246,680

Table 3 – Resources Made Available

Narrative

The resources available to our City, to serve our low- and moderate income residents, include federal, state, local and private sources. With Entitlement funds, the City expended $644,795 of CDBG funds and $246,680 in HOME funds. The City also spent $215,495 in Health Homes funding and $151,535 in AmeriCorps funding for a City-led cultural competency program and $522,584 in community justice grants. The additional leveraged funds, including match and CDBG leveraged dollars are detailed in the following sections.

TABLE 1: AVAILABLE AND EXPENDED FORMULA FUNDS

Program Year 2015

Fund Source	Budgeted Available	Actual Available	Committed	Expended
CDBG Entitlement Allocation	732,146	732,146	732,146	414,511
CDBG Prior Year Funds	603,065	603,065	603,065	215,124
CDBG Program Income	15,160	15,160	15,160	15,160
CDBG-R	0	0	0	0
CDBG-R Program Income	0	0	0	0
Section 108	2,090,000	2,090,000	2,090,000	0
CDBG TOTAL	3,441,301	3,441,301	3,441,301	643,655
HOME Entitlement Allocation	351,855	351,855	351,855	15,307
HOME Prior Year Funds	0	590,458	351,855	233,374
HOME Program Income	1,140	1,140	1,140	1,140
HOME TOTAL	352,995	943,453	943,453	247,821

OMB Control No: 2506-0117 (exp. 07/31/2015)

Identify the geographic distribution and location of investments

Target Area	Planned Percentage of Allocation	Actual Percentage of Allocation	Narrative Description
City-Wide Area	25	33	Low-Mod Income areas City Wide
NEIGHBORHOOD REVITALIZATION STRATEGY AREA	75	66	

Table 4 – Identify the geographic distribution and location of investments

Narrative

In general, the Burlington targets its CDBG and HOME funds to the City's Neighborhood Revitalization Strategy Area. The Neighborhood Revitalization Strategy Area (NRSA) includes census tracts 3, 4, 5, 6 and 10 – roughly, the Old North End, downtown and the waterfront, Ward One including the Riverside Avenue corridor, and the area west of Pine Street down to Flynn Avenue. The NRSA is shaded in purple on the map that follows.

Of total non-administrative CDBG and HOME expenditures, $321,828 was spent on programs /projects located in the NRSA this year. Programs located outside the NRSA, such as the Champlain Valley Agency on Aging's Case Management for Seniors program, serve a number of NRSA residents. So the dollar amount of NRSA expenditures is an estimate, not an exact number, of funds benefitting NRSA residents.

OMB Control No: 2506-0117 (exp. 07/31/2015)

The implementation strategies for the Burlington Neighborhood Revitalization Strategy Area are outlined below, together with the actions that the City proposed to take in Program Year 2015 with its CDBG and HOME resources:

1. Stimulate and support business growth/development on Riverside Ave., Smart Growth area, North Street area and downtown.

Funded Projects/Programs:

- Sustainable Economic Development Strategies
- MicroEnterprise Assistance
- Women's Small Business Program
- Brownfields Program

Annual Benchmarks:

Projected	Actual
5 new business start-ups assisted in the Target Area	6 new business start-ups assisted in Target Area
5 businesses retained/expanded in the Target Area	3 businesses retained/expanded in the Target Area
5 jobs created / retained in the Target Area	6.75 jobs were created/retained in the Target Area

2. Support workforce development and asset building opportunities for low- and moderate-income residents.

Funded Projects/Programs:

- YouthBuild Burlington
- Women's Small Business Program
- Volunteer Income Tax Assistance

Annual Benchmarks:

Projected	Actual
1 job training program serving Target Area residents	YouthBuild Burlington trained 18 residents in weatherization and other construction skills
2 entrepreneurial training programs serving Target Area residents	The Women's Small Business Program served 4 Target Area residents and CEDO's MicroEnterprise Program served 7 Target Area residents

1 program providing Target Area residents with access to tax refunds and associated savings opportunities and/or credit education/repair programs	The Volunteer Income Tax Assistance and the Low-Income Credit Action programs both operated in the Target Area

3. Create and preserve decent, safe and affordable housing in the Target Area.

Funded Projects/Programs:

- Champlain Housing Trust
- Housing Initiatives Program
- YouthBuild Burlington
- HOME

Annual Benchmarks:

Projected	Actual
53 units of rehabbed housing in Target Area	53 rehabbed housing units

4. Enhance a suitable living environment in Target Area neighborhoods through infrastructure improvements and public safety and quality of life organizing efforts.

Funded Programs/Projects:

- Neighborhood Revitalization

Annual Benchmarks:

Projected	Actual
Continued investment into infrastructure in NRSA	Completion of Waterfront Access North Project including skatepark.

OMB Control No: 2506-0117 (exp. 07/31/2015)

Leveraging

Explain how federal funds leveraged additional resources (private, state and local funds), including a description of how matching requirements were satisfied, as well as how any publicly owned land or property located within the jurisdiction that were used to address the needs identified in the plan.

The City leveraged $21,027,867 of other public and private resources to meet identified needs through activities completed this year. These are other funds that the City and its subgrantees raised for their completed CDBG-funded activities as well as funds invested by outside entities. The sources of leveraged funds for HOME are in the table below. In addition, the leveraged funds by program type, Public Services, Housing, Economic Development, and Public Facilities/Infrastructure are detailed in the table labeled - CDBG Leveraged Funds in the following pages.

Fiscal Year Summary – HOME Match	
1. Excess match from prior Federal fiscal year	761,007
2. Match contributed during current Federal fiscal year	0
3. Total match available for current Federal fiscal year (Line 1 plus Line 2)	761,007
4. Match liability for current Federal fiscal year	21,446
5. Excess match carried over to next Federal fiscal year (Line 3 minus Line 4)	739,561

Table 5 – Fiscal Year Summary - HOME Match Report

OMB Control No: 2506-0117 (exp. 07/31/2015)

Match Contribution for the Federal Fiscal Year								
Project No. or Other ID	**Date of Contribution**	**Cash (non-Federal sources)**	**Foregone Taxes, Fees, Charges**	**Appraised Land/Real Property**	**Required Infrastructure**	**Site Preparation, Construction Materials, Donated labor**	**Bond Financing**	**Total Match**
0	0	0	0	0	0	0	0	0

Table 6 – Match Contribution for the Federal Fiscal Year

HOME MBE/WBE report

Program Income – Enter the program amounts for the reporting period				
Balance on hand at begin-ning of reporting period $	**Amount received during reporting period $**	**Total amount expended during reporting period $**	**Amount expended for TBRA $**	**Balance on hand at end of reporting period $**
335	1,140	1,026	0	449

Table 7 – Program Income

OMB Control No: 2506-0117 (exp. 07/31/2015)

Minority Business Enterprises and Women Business Enterprises – Indicate the number and dollar value of contracts for HOME projects completed during the reporting period						
	Total	**Minority Business Enterprises**				**White Non-Hispanic**
		Alaskan Native or American Indian	**Asian or Pacific Islander**	**Black Non-Hispanic**	**Hispanic**	
Contracts						
Dollar Amount	0	0	0	0	0	0
Number	0	0	0	0	0	0
Sub-Contracts						
Number	0	0	0	0	0	0
Dollar Amount	0	0	0	0	0	0

	Total	**Women Business Enterprises**	**Male**
Contracts			
Dollar Amount	0	0	0
Number	0	0	0
Sub-Contracts			
Number	0	0	0
Dollar Amount	0	0	0

Table 8– Minority Business and Women Business Enterprises

Minority Owners of Rental Property – Indicate the number of HOME assisted rental property owners and the total amount of HOME funds in these rental properties assisted						
	Total	**Minority Property Owners**				**White Non-Hispanic**
		Alaskan Native or American Indian	**Asian or Pacific Islander**	**Black Non-Hispanic**	**Hispanic**	
Number	1	0	0	0	0	1
Dollar Amount	440,000	0	0	0	0	440,000

Table 9 – Minority Owners of Rental Property

OMB Control No: 2506-0117 (exp. 07/31/2015)

Relocation and Real Property Acquisition – Indicate the number of persons displaced, the cost of relocation payments, the number of parcels acquired, and the cost of acquisition		
Parcels Acquired	1	896,543
Businesses Displaced	0	0
Nonprofit Organizations Displaced	0	0
Households Temporarily Relocated, not Displaced	0	0

Households Displaced	**Total**	**Minority Property Enterprises**				**White Non-Hispanic**
		Alaskan Native or American Indian	**Asian or Pacific Islander**	**Black Non-Hispanic**	**Hispanic**	
Number	11	0	0	1	0	10
Cost	28,332	0	0	120	0	28,212

Table 10 – Relocation and Real Property Acquisition

OMB Control No: 2506-0117 (exp. 07/31/2015)

Total Leveraged	**$21,027,867**
PUBLIC SERVICES	**$1,849,903**
Federal	$228,432
HUD (Other)	$0
Health & Human Services (HHS)	$178,370
Department of Justice	$0
Other	$50,062
State	$970,690
AHS	$970,690
Other	$0
Municipal	$7,500
Burlington Housing Trust Fund	$7,500
Private	$374,441
United Way	$98,110
Other (Foundations, Fundraising, etc.)	$276,331
Other	$268,840
Fees	$268,840
HOUSING	**$18,967,162**
Federal	$1,995,000
HUD (Other)	$1,995,000
State	$990,000
Vermont Housing & Conservation Board	$990,000
Efficiency Vermont	$0
Municipal	$71,500
Burlington Housing Trust Fund	$71,500
Private	$15,910,662
Owner	$0
Private	$15,825,662
Program Income	$85,000
ECONOMIC DEVELOPMENT	**$107,750**
Private	$107,750
Other (Foundations)	$27,000
Program Revenues	$80,750
PUBLIC FACILITIES/INFRASTRUCTURE	**$103,052**
Federal	$0
Other	$0
State	$0
Other	$0
Private	$83,052
Donation/Other	$83,052
Municipal	$20,000
City of Burlington	$20,000

OMB Control No: 2506-0117 (exp. 07/31/2015)

CR-20 - Affordable Housing 91.520(b)

Evaluation of the jurisdiction's progress in providing affordable housing, including the number and types of families served, the number of extremely low-income, low-income, moderate-income, and middle-income persons served.

	One-Year Goal	Actual
Number of Homeless households to be provided affordable housing units	38	19
Number of Non-Homeless households to be provided affordable housing units	55	54
Number of Special-Needs households to be provided affordable housing units	50	0
Total	**143**	**73**

Table 11 – Number of Households

	One-Year Goal	Actual
Number of households supported through Rental Assistance	0	0
Number of households supported through The Production of New Units	25	27
Number of households supported through Rehab of Existing Units	47	54
Number of households supported through Acquisition of Existing Units	20	19
Total	**92**	**100**

Table 12 – Number of Households Supported

Discuss the difference between goals and outcomes and problems encountered in meeting these goals.

The difference between goals and outcomes for the first table related to how we are counting the number of households assisted.

Discuss how these outcomes will impact future annual action plans.

Decent and affordable housing is the City's highest priority. Projects that acquire, preserve and create affordable housing will continue to be funded in subsequent Action Plans within the current 5 year Consolidated Plan.

Include the number of extremely low-income, low-income, and moderate-income persons served by each activity where information on income by family size is required to determine

OMB Control No: 2506-0117 (exp. 07/31/2015)

the eligibility of the activity.

Number of Persons Served	CDBG Actual	HOME Actual
Extremely Low-income	0	3
Low-income	0	0
Moderate-income	4	0
Total	**4**	**3**

Table 13 – Number of Persons Served

More income eligible households were assisted but not directly with CDBG/HOME funds. These households included:

ELI – 22 households

LI – 13 households

MI – 40 households

Narrative Information

Housing is the essence of Burlington's neighborhoods. Support for affordable housing allows elders to remain in the homes and neighborhoods they know. Homebuyer purchase and rehabilitation programs allow the next generation of residents to own and modernize older homes.

Affordable housing is a balance to economic development. In boom times, affordable housing ensures that there is housing for workers and that rising prices do not displace residents. In a troubled economy, affordable housing development is an economic engine and its subsidies ensure that low-income residents are not made homeless. Finally, the use of affordable housing to redevelop distressed neighborhoods prevents the loss of value of the surrounding properties and encourages long-term investment by other property owners.

All the citizens of Burlington have the right to live and raise their families in homes that are safe and sound, at a cost that allows them to afford the other necessities of life. The free market for housing is often not a fair market for low-income residents, including the elderly and disabled, as well as many workers whose wages have not kept up with housing costs. Without rehabilitation and/or general housing assistance, housing conditions will deteriorate or become expensive to maintain, push people from their homes and leave others with no homes at all.

planBTV, a product of the HUD Sustainable Communities Initiative Planning Grant, emphasizes ways to promote and improve mixed use and quality urban design, affordable and workforce housing and especially housing for the downtown. In addition, the City also participated in the regional HUD Sustainable Communities grant, the ECOS Plan, to integrate housing, land use, economic and workforce development, transportation and infrastructure investments. Ensuring the availability of a continuum of housing, for all residents of Burlington, continues to be a top priority for the City.

Last year, Mayor Miro Weinberger announced, and the City Council approved, a comprehensive, 22-Point Housing Action Plan aimed at reducing the cost of housing for all Burlington residents and supporting existing affordable housing options within the City. The Action Plan outlines specific initiatives aimed at reducing regulatory barriers to the development of new housing; expanding and applying municipal resources to new low and moderate-income housing; finding creative solutions to college student housing; preserving the character of historic neighborhoods and buildings; adopting innovative approaches to combating chronic homelessness; and ensuring appropriate housing options for the City's aging population. Detailed proposals include: implementing form-based code in the City's Downtown and Waterfront areas; collaborating with area universities over a five year period to create 1,500 new, strategically located student beds to alleviate low vacancy rates in historic neighborhoods; reducing high residential zoning and building fees; and exploring the creation of a permanent, low-barrier cold weather shelter.

CR-25 - Homeless and Other Special Needs 91.220(d, e); 91.320(d, e); 91.520(c)

Evaluate the jurisdiction's progress in meeting its specific objectives for reducing and ending homelessness through:

Reaching out to homeless persons (especially unsheltered persons) and assessing their individual needs

Continuum of Care services for the homeless in the Greater Burlington metropolitan area are delivered through a consortium of nonprofit organizations, faith-based organizations, housing developers, government agencies, and the Burlington Housing Authority.

The Chittenden Homeless Alliance created a common agenda and committed to the following vision for ending homelessness:

Homelessness in Chittenden County will be rare and brief. All people who experience homelessness become stably and safely housed through access to a responsive, comprehensive and coordinated co The jurisdiction has a number of outreach programs to connect to homeless persons, especially unsheltered persons, and assess their needs. These include services and points of contact from the local food shelf, daytime drop in shelter, and the Salvation Army. These agencies provide meals every day in our community and are the service providers that the homeless population routinely seeks out.

A SAMHSA funded PATH grant funds outreach work in our community for two outreach positions to find and connect with the homeless who are mentally ill and difficult to engage, offering persons who are experiencing homelessness community-based services. A street outreach team, funded by our Police Department and local businesses, provides outreach to individuals, families with children, and youth sleeping on the streets in our downtown area. An Adult Local Interagency Team helps to identify unsheltered persons and provide consultation and expertise to help resolve difficult situations involving chronically homeless persons with multiple physical or emotional issues in securing and utilizing services. The goal of the team is to help keep these clients within the community and out of the correctional system, hospital, or residential services, while helping them get the support and services they need to be safe and successful.

These teams identify individuals and families who are homeless and connect them with appropriate programs, services and housing options. Many agencies use the same intake form, and Vermont 211 also plays a significant role for information and referral for this population.

This past year, the following outcomes were achieved:

- The local food shelf served over 2,106 individuals who were homeless.
- The Salvation Army served dinner to over 28,000 (duplicates) during the past year.
- COTS Daystation, a daytime shelter, served 582 homeless individuals with services this past

year, with an average of 36 per day.

- SAMSHA/PATH outreach workers had contact/outreach with **187** different people over the last grant year and **389** people received a PATH-funded service during this past year.
- Street outreach team interacted over 3,200 times with 340 homeless individuals in the downtown area, homeless encampments, neighborhoods, at the airport, and in motels last year.
- Adult Interagency Team weekly to provide aforum for collaboration and consult for over 70 individuals and families.
- Committee on Temporary Shelter (COTS)opened a warming shelter from November through April 1 this winter. This shelter served 240 unduplicated individuals wirh an average of 41 guests each night.
- A Stand Down for veterans offered services and assistance to many.

Addressing the emergency shelter and transitional housing needs of homeless persons

There are two emergency shelters serving single adults including veterans: COTS Waystation and Anew Place. COTS operates the Firehouse and Main Street Family Shelters for households with children. The confidential shelter operated by Steps to End Domestic Violence serves homeless women and children fleeing domestic violence. Spectrum Youth and Family Services operates a shelter for homeless youth. Each shelter offers case management and housing search assistance to help participants move quickly out of shelter into transitional or permanent housing, with necessary follow-up support for maintaining housing. It remains a goal of the Jurisdiction and the Continuum to increase the actual number of permanent housing and permanent supportive housing options, so that participants will have opportunities to quickly transition out of the emergency shelters.

In addition to these programs, the State of Vermont serves the homeless who qualify with an Emergency Services Motel Voucher program with cold weather exemptions available to those in need when temperatures drop below freezing. Harbor Place, a former Econo-Lodge in nearby Shelburne, provides up to 55 beds of temporary housing. Units include single rooms with refrigerators and microwaves and one- and two-room kitchenette units. Homeless guests include DV victims, those with severe mental illness and those needing medical respite as well as the general homeless population. Onsite service providers include CVOEO, Safe Harbor (which includes some medical care onsite), WHBW, Howard, Reach-Up and the VNA for medical respite cases. Case managers are available 40 hours/week. There is a property manager onsite at night as well as during the day and on weekends.

For the second year, Burlington opened a low-barrier warming shelter, operated by COTS from November to April 1. The shelter provided beds for 43 guests per night and served a total of 549 individual stays with the average length of stay being 11 nights.

OMB Control No: 2506-0117 (exp. 07/31/2015)

Emergency Shelter Outcomes

With CDBG funding: COTS served 269 families with case management & 96 families were provided shelter with an average length of stay of 85 days. Steps to End Domestic Violence served 268 adults & children with emergency shelter with an average length of stay of 37 days. 207 persons transitioned to permanent housing either from rental assistance, transitional housing or from the community.

With other funding including local, private, state, and other federal funds:ANEW Place served 63 homeless adults between 7/1/15 and 6/30/16. The average age was 42.6. Of those served, 51% were working to overcome past addictions, 42% struggled with mental illness (self-admitted), 39% were facing medical problems and life-long disabilities, 22% had a corrections background, 20% were victims of domestic violence, and 8% were refugees or asylees.COTS served 571 unduplicated individuals with emergency shelter (including Family Shelter, Adult Overnight Shelter and the Winter Warming Shelter). The average length of a single stay in: Family shelter - 94 days; Waystation - 64 days (The City provided $7,500 to the Waystation for last year and Winter Warming Shelter - 11 days. COTS Smith House Emergency Step Up Program served a total of 18 individuals with 13 exiting within the year & 55% securing permanent housing. Spectrum Youth Services served 38 youth at their emergency shelter with an average length of stay of 62 days.At Harbor Place, 550 households were served this program year. Through the Housing Opportunity Program, administered by the State of VT, 1,093 persons for a total of 42,617 bed nights or an average length of stay of 42.7 nights, were served. The shelters were opened 100% of the time and 100% of the clients met with a case manager within 3 days of entering the shelter. These numbers include one seasonal shelter (149 nights available). 21% of the adults exited to stable permanent or transitional housing and 77% of the youth had safe exits.

Transitional Housing Outcomes

Steps to End Domestic Violence served 13 adults and 15 children in Sophie's Place, transitional housing, for an average stay of 613 days. They also provided 45 adults and 47 children with rental assistance. Howard Center served 28 clients with their transitional housing program, Safe Havens with McKinney-Vento funding. COTS served a total of 24 households (31 indificuals including 6 children) in the Canal Street Veterans Transitional Housing Program with 9 exiting within the year and 66% securing permanent housing. For Transitional Housing for youth, 29 youth stayed in Supportive Housing & 14 exited to permanent housing; 13 of the 29 youth still reside in Supportive Housing; 21 of the 29 youth entered Supportive Housing via the Emergency Shelter Family Supportive Housing (FSH) provided supportive and therapeutic services to 15 families (29 children) with complex needs from emergency shelter to transitional and permanent housing with leveraged private subsidy assistance.

Helping low-income individuals and families avoid becoming homeless, especially extremely low-income individuals and families and those who are: likely to become homeless after being discharged from publicly funded institutions and systems of care (such as health care

facilities, mental health facilities, foster care and other youth facilities, and corrections programs and institutions); and, receiving assistance from public or private agencies that address housing, health, social services, employment, education, or youth needs

Several agencies administer prevention services that include back rent assistance, home heating fuel aid, transportation, tenants' rights advocacy and legal representation.

The Housing Assistance Program operated by the Champlain Valley Office of Economic Opportunity (CVOEO) worked with 289 households from July 1, 2015 through the end of June 2016; 126 of these households were Burlington residents.

In addition, 21 Burlington Rent Right classes were taught to 148 people.

The Chittenden Community Action Warmth program served 1,944 Chittenden County households during this past year, 458 of whom were Burlington residents. Some families needed assistance from this emergency home heating and utility program more than once during this recent long, cold winter. The Warmth program provided assistance to these households a total of 3,099 times; 865 of those assists were for the Burlington households.

The statewide 10-Year VT Plan to End Homelessness includes a goal to create an accountability system to ensure all institutions do not routinely discharge people into homelessness or a homeless program through a clear state policy and mandate.

Discharge Planning

Youth exiting foster care in Vermont have two primary supports that protect them from being discharged into homelessness as they exit legal custody at age 18: Youth Development Program funded with federal Chafee Foster Care Independence Program and state funds & Act 74 Youth in Transition Extended Care Program. These programs are in addition to the programming run directly by the VT AHS-Dept. of Children & Families Services. In this program, a number of youth formerly in foster care are supported with case management and connected to long-term rental assistance with local Housing Authorities, including a VT State Housing Authority Sect. 8 HCV waitlist preference for youth aging out of foster care as part of the HUD Family Unification/Youth-in-Transition Programs. Pathways' Housing First additionally supported 25 individuals to maintain independent housing who were previously being held in the correctional system for lack of an acceptable residence. These individuals all had long histories of involvement in the institutional circuit, cycling between incarceration, homelessness and other institutions without successfully maintaining housing. Persons discharged from a mental health treatment or community bed receive state-funded assistance through the VT Dept. of Mental Health

OMB Control No: 2506-0117 (exp. 07/31/2015)

Subsidy & Care Program, VT DMH Housing Contingency Fund and the VT DMH Housing Recovery Fund. In addition, state agencies collaborate with the Burlington Housing Authority and other affordable housing agencies to utilize Section 8 Housing Choice Voucher Programs for tenant-based and project-based rental assistance units funded by the Low-Income Housing Tax Credit Program. Patients are routinely discharged to Howard Center transitional or step-down programs such as Second Spring, Meadowview, Next Door Program, and 72 North Winooski group home which are not McKinney Vento funded programs. Some persons leaving corrections can go to their previous residence, a transitional housing program for offenders, or to live with family. Northern Lights is an 11-bed supportive home for women returning from prison. The women's rent is subsidized while in the house (if they qualify); and upon successful completion of the program, they are given a Burlington Housing Authority (BHA) Section 8 housing choice voucher to take into the community. Dismas House serves 10 residents. Phoenix House RISE houses men out of prison and in early recovery from substance abuse for 3 to 24 months.

Helping homeless persons (especially chronically homeless individuals and families, families with children, veterans and their families, and unaccompanied youth) make the transition to permanent housing and independent living, including shortening the period of time that individuals and families experience homelessness, facilitating access for homeless individuals and families to affordable housing units, and preventing individuals and families who were recently homeless from becoming homeless again

Burlington is committed to the retention of affordable housing units with expiring tax credits. The CoC and its partners are committed to transitioning homeless persons into permanent housing and independent living and shortening the time individuals experience homelessness. Agencies focus on the Housing First approach.

In October 2014, various agencies across the Chittenden County Homeless Alliance organized a homeless registry event to survey persons experiencing homelessness in Burlington. The registry effort surveyed 205 individuals and families in encampments, shelters, meal sites, and on the streets in the early morning hours. Since then, an additional 118 homeless individuals also completed the assessment. By creating a by-name list and vulnerability score, the Homeless Alliance has been able to house 80 indiivduals who were assessed and reduce the number of chronically homeless persons in our region by 33 %.

Housing Outcomes:

BHA continues to assist the homeless with permanent supportive housing utilizing shelter plus care funding, serving 54 individuals this past year. HowardCenter also served 11 individuals with permanent supportive housing.

Pathways Vermont's Housing First program provides permanent supportive housing to individuals with histories of chronic homelessness who are living with a psychiatric disability and other co-occurring conditions. Pathways' unique model of service delivery has been proven effective in engaging individuals

who are unable or unwilling to work with more traditional resources. The Housing First program supports individuals to immediately access independent housing and supports clients in maintaining their tenancy with local landlords. Last year, Pathways supported 47 individuals in Chittenden County who had not maintained housing with other providers.

A new permanent supportive housing project created 19 permanently affordable efficiency and one-bedroom units for our geographic Continuum of Care area. This repurposed motel brought together partners from the health care arena, along with housing agencies, philanthropic organizations and service providers to house our chronic homeless neighbhors identified during our 100,000 Homes Registry Event.

Burlington agencies utilize a range of housing retention programs to assist at risk households in maintaining their housing. These services include any wrap-around support services, a hoarding task force, landlord advocacy, and a Risk Guarantee Fund used to mitigate risks on the most hard to house persons.

Retention/rapid-rehousing outcomes

With McKinney-Vento funding, the Advocacy Project, a network of 5 nonprofit organizations, provided case management and support services to 355 homeless individuals and families to stabilize their housing. The City provided $7500 to the Housing Resource Center and, blended with other funds, worked on prevention and rapid rehousing with COTS shelter clients, community partners (i.e. Howard, Safe Harbor, Harbor Place, Beacon Place, etc.) and community members. The HRC also coordinates housing review team weekly meetings. The HRC prevented 346 households from becoming homeless; 63% of approved applicants received prevention assistance while 37% received rapid rehousing assistance.The Emergency Solutions Grant Program (ESG) is a source of funding within the work of the Housing Opportunity Program; ESG specifically focuses on stabilizing housing for households that were either homeless at the time of requesting assistance (Rapid Re-Housing), or were in danger of becoming homeless (Prevention). The ESG program in Chittenden County served 1693 persons in 557 households with homeless prevention and rapid rehousing services, and approximately 44% of those served were literally homeless.

OMB Control No: 2506-0117 (exp. 07/31/2015)

CR-30 - Public Housing 91.220(h); 91.320(j)

Actions taken to address the needs of public housing

Burlington Housing Authority (BHA) converted the 134 family Public Housing apartments (Franklin Square Apartments, Riverside Apartments and Hillside Terrace Apartments) to RAD the HUD Rental Assistance Demonstration (RAD) program in December of 2015. Senior and Housing for people with Disability properties had been converted earlier in 2014. BHA was the first Housing Authority in New England to convert all Public Housing Properties to RAD.

Highlights of BHA's accomplishments for the year ending June 30, 2016 include:

- Maintained its High Performer status for both the Public Housing and Section 8 Housing Choice Voucher programs
- RAD conversion of its public housing stock, as outlined above
- Maintained a 99% lease-up rate at its RAD property
- Worked with 120 households seeking to achieve financial self-sufficiency through the FSS program, with over 30% of these families building savings accounts for homeownership or other goals.
- Continued participation in the SASH program, in conjunction with its Wellness Programs, in all three of its high rises.
- Continued the DREAM program, a collaboration with students from Saint Michael's College and UVM, providing mentoring services to children at Franklin Square Apartments and Riverside Apartments.
- Continued its program activities assisting individuals returning to the community from incarceration, earning a 'Best Practices' acknowledgment by HUD
- Continued its Housing Retention Program with funding from the Vermont Agency of Human Services and STEPs to End Domestic Violence creating a specialization in dealing with hoarding, transferring those skills to numerous other agencies and serving community members in Chittenden County not working directly in subsidized housing environments.

Actions taken to encourage public housing residents to become more involved in management and participate in homeownership

With RAD conversion, as of the close of calendar year 2015, there were no more public housing apartments in the agency's portfolio. Nevertheless, BHA social services department continued to support the Resident Advisory Board meetings and worked to sponsor a number of health and wellness events both on-site and off-site. Tenant organizational initiatives at LIHTC properties were supported by BHA staff.

OMB Control No: 2506-0117 (exp. 07/31/2015)

BHA continued encouraging housing residents to become more involved through the following initiatives:

- The BHA board continued, when possible, to rotate its monthly meetings among BHA projects so that every resident can conveniently attend a BHA board meeting (if they so choose)
- The BHA Resident Advisory Board (RAB) with representatives from all its former public housing developments and from the Section 8 program met periodically to provide input on BHA's Plans and Policies.
- One BHA program participant serves on the BHA Board of Commissioners.

In addition, through the Section 8 Homeownership Program, three new families achieved the dream of homeownership this past year.

Actions taken to provide assistance to troubled PHAs

The Burlington Housing Authority is designated as a High Performer and currently does not require or receive financial assistance for its housing developments from the City of Burlington.

CR-35 - Other Actions 91.220(j)-(k); 91.320(i)-(j)

Actions taken to remove or ameliorate the negative effects of public policies that serve as barriers to affordable housing such as land use controls, tax policies affecting land, zoning ordinances, building codes, fees and charges, growth limitations, and policies affecting the return on residential investment. 91.220 (j); 91.320 (i)

Last year, Mayor Miro Weinberger announced, and the City Council approved, a comprehensive, 22-Point Housing Action Plan aimed at reducing the cost of housing for all Burlington residents and supporting existing affordable housing options within the City. The Action Plan outlines specific initiatives aimed at reducing regulatory barriers to the development of new housing; expanding and applying municipal resources to new low and moderate-income housing; finding creative solutions to college student housing; preserving the character of historic neighborhoods and buildings; adopting innovative approaches to combating chronic homelessness; and ensuring appropriate housing options for the City's aging population. Detailed proposals include: implementing a type of form-based code in the City's Downtown and Waterfront areas; collaborating with area universities over a five year period to create 1,500 new, strategically located student beds to alleviate low vacancy rates in historic neighborhoods; reducing high residential zoning and building fees; and exploring the creation of a permanent, low-barrier cold weather shelter.

The City continues to extensively review barriers to housing affordability and the creation of both affordable and market rate housing, exploring all aspects of the development review process, zoning application fees, and inclusionary housing requirements with an emphasis on addressing challenges most often raised by developers. A review of the City's Inclusionary Zoning Ordinance is currently being done. The City also reviews parking requirements, including limitations on height, maximum lot coverage and density, and additional municipal practices and policies. Finally, the City will continue to work with the Vermont Legislature to ensure fair property tax policy for deed-restricted, perpetually-affordable owner-occupied homes. There are over 200 such homes in Burlington and the City will continue to advocate for taxation based on the restricted value of the subjected homes.

In addition to these proposed actions, the City is pleased to report that the City Council voted to remove the 50% residential limitation in the downtown core. This stipulation was preventing the creation of meaningful mixed use development, and its removal will bolster Burlington's economic potential.

Actions taken to address obstacles to meeting underserved needs. 91.220(k); 91.320(j)

The following actions were taken to address obstacles in meeting underserved needs in Burlington within this program year:

We All Belong program includes a yearlong organization change process where city departments,

OMB Control No: 2506-0117 (exp. 07/31/2015)

schools, and nonprofits conduct an assessment and develop a strategic plan to create system changes to meet underserved populations.

The City, through its Community Development Specialist for Public Engagement continues to maintain relationships with the Refugee and Immigrant Service Provider Network, the Association of Africans Living in Vermont, the Vermont Refugee Resettlement Program, VNA Family Room, New American Youth Advocate, Spectrum Multicultural Youth Program and many other community leaders to identify unmet needs of refugee, immigrant, youth and other marginalized and underserved populations. Major concerns that have been shared include transportation, housing cost, and quality employment. During these outreach efforts with New American service providers, there has been discussion for a New American leaders council to help their community advocate, and connect to civic engagement opportunities. CEDO's Public Engagement Specialist has conducted and will continue to conduct civic engagement education with communities not present at formal public meetings due to various barriers on voter education, civic engagement opportunities to Neighborhood Planning Assemblies, City boards/commissions and about City employment opportunities. This year the Community Engagement Team and AmeriCorps members suppored and helped to organize VRRP World Refugee Day Celebration.

The City identified youth as being a segment of the population underserved. As a result, the City Hall Internship Program was created to support youth engagement and hear youth perspectives. The City Hall Internship Program continues to thrive with more City departments offering internship, professional development and training for participants. The summer internship provides comprehensive program for orientation, local government panel discussion, intern networking events, and direct experience with City Department leaders and the Mayor to help our youth become successful and on track. As a result, of this meaningful program over 92 participants from diverse backgrounds and interests have gained valuable public service experience.

1. City Hall Internship Program Interns and Supervisors

It was also noted that within the City, residents with accessibility issues were underserved. The Mayor's Advisory Committee on Accessibility now addresses physical, programmatic, and cultural barriers for people with disabilities. This past year, their focus has been on transportation needs.

In order to focus on seniors of all backgrounds and address housing and transportation needs, the Mayor has visited several senior centers with appropriate staff to incorporate feedback from residents who would otherwise not be able to attend City meetings. The City, with Parks, Recreation and Waterfont and CEDO, to better serve local seniors, plan to work more directly with a congregate mealsite coordinated meals and senior activities and also hold regular senior collaborative meetings.

Actions taken to reduce lead-based paint hazards. 91.220(k); 91.320(j)

The City of Burlington has received its fourth 3 year $3,400,000 Lead- Based Paint Hazard grant from the Department of Housing and Urban Development. These funds are administered through the Community and Economic Development Office by the Burlington Lead Program (BLP) to reduce lead-based paint hazards in eligible housing units to eliminate childhood lead poisoning.

Accomplishments during the reporting period of July 1, 2015 – June 30, 2016 include the following:

- Completed testing for Lead-Based Paint hazards in 78 housing units
- Performed Lead Hazard Control activities on 63 housing units
- Performed Healthy Home interventions in 51 housing units
- Trained 234 individuals on the VT Essential Maintenance Practices Lead Law (EMP)
- Provided 8 individuals Lead Abatement Worker/Supervisor training
- Conducted 42 Outreach and Education events that reached over 3800 individuals
- Utilized in excess of $1,110,220.00 for the administration and implementation of Lead Hazard Control and Healthy Home activities

Before and After Lead Remediation Project

OMB Control No: 2506-0117 (exp. 07/31/2015)

Actions taken to reduce the number of poverty-level families. 91.220(k); 91.320(j)

Poverty is a regional, national and sometimes generational issue and many factors contributing to poverty lie outside of local control. Poverty disproportionately affects children and young adults (although the poverty rate among young adults in Burlington is distorted by the college student population) and women raising families as single parents. According to the American Community Survey 2010- 2014, 25% of Burlington residents overall and of the families with a female head of household, 52.4% live in poverty. Within Chittenden County, people living in poverty are concentrated within Burlington and the adjoining city of Winooski. Portions of Burlington's Old North End neighborhoods have the highest poverty rates of any census tracts in the state. The City invests a substantial portion of its Entitlement funding (over in $300,000 in 2015) into programs serving the NRSA. These programs are designed to both prevent vulnerable City residents from falling into long-term poverty and provide the necessary supports to enable vulnerable City residents to pull themselves out of long-term poverty.

Vermont's population is becoming more diverse and reflective of a global citizenry. The City runs the We All Belong Program to support Burlington's non-profits, schools and city departments to create more inclusive workplaces and to improve service provision to Burlington's diversifying community. Over the last year, 17 nonprofit organizations, schools and City departments participated in the program; more than 80 staff, volunteers and board members received more than 50 hours of training and coaching to support organizational and personal change.

In addition to this training and coaching, the program supports organization change by placing 22 full and part-time AmeriCorps members in city departments, nonprofit organizations, and agencies. These members serve with our partners to accomplish their equity goals and to improve service provision to underserved populations. The City has successfully recruited AmeriCorps State members from marginalized and underserved populations, supporting the development of leadership skills and reflecting their views and voices.

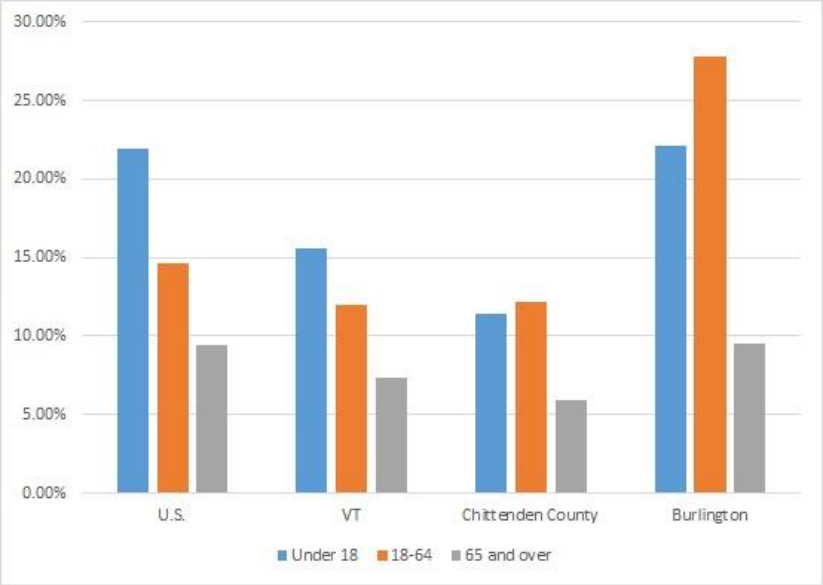

2014 Poverty Rates

Poverty Rates

Poverty Rates - Burlington experiences a higher poverty rate than that of Chittenden County and Vermont as a whole. There are also significant census tracts with a higher percentage of poverty and those are located within our old North End and our NRSA. The map of our NRSA is contained under geographic areas.

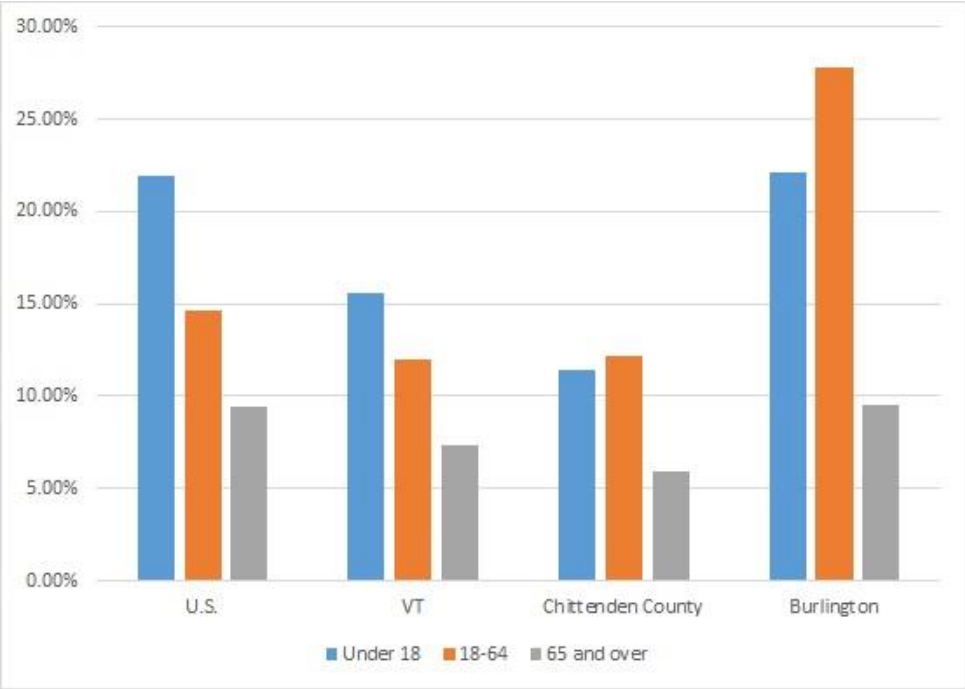

Poverty Rates by Family Type

OMB Control No: 2506-0117 (exp. 07/31/2015)

By Family Types

In Burlington, families with a female head of household follow the national trend of experiencing the highest rate of poverty compared to other family types.

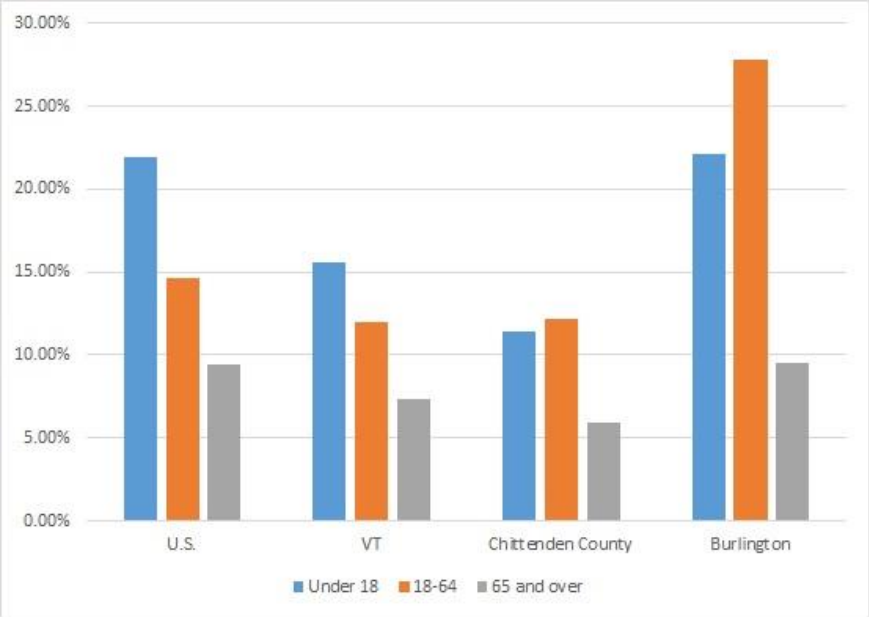

Poverty Rate by Age

By Age

Poverty disproportionately affects children and young adults (although the poverty rate among young adults in Burlington is distorted by the college student population) and women raising families as single parents.

Community Justice Center Actitivites

CEDO's Burlington Community Justice Center (CJC) provides a community-based response to crime and conflict utilizing the principles of restorative justice to mend the harm crime and conflict causes to victims, the community and offenders. Its role is to work with and along-side its partners in the criminal justice system accomplishing the following this past year: Contacted 2278 victims of crimes that happened in Burlington and of those, provided 279 victims of crime with direct services and support the Parallel Justice for Victims of Crime project. Provided 390 low-level offenders with an alternative way to be held accountable for their actions by participating in Restorative Justice Panels. Participants met with a group of community volunteers, the victim (or victim's proxy) of their crime and made amends for their actions. Developed workforce opportunities to gain soft and marketable skills for 138 offenders returning to the community following their incarceration by partnering with VABIR (Vermont Association for Business Industry and Rehabilitation). Twenty-three enrolled in intensive training programs developed in collaboration with our program and community partners and another 26 individuals gained

employment. Four returning offenders served through the intensive Circles of Support and Accountability, a program intended for individuals who are both high risk and high need. Two individuals successfully completed the program but one was later re-incarcerated on a technical violation. There are currently two active circles and one more being released next month. The Burlington COSA program currently has two more individuals accepted but still incarcerated with one waiting for housing and the other waiting to complete treatment but staff and volunteers have been active in their communication.Implemented a pretrial services program to provide substance abuse and mental health screenings, as well as risk of flight assessments, to all people cited or arrested for crimes occurring in Chittenden County.

We All Belong

Vermont's population is becoming more diverse and reflective of a global citizenry. The City runs the We All Belong Program to support Burlington's non-profits, schools and city departments to create more inclusive workplaces and to improve service provision to Burlington's diversifying community. Over the last year, 17 nonprofit organizations, schools and City departments participated in the program; more than 80 staff, volunteers and board members received more than 50 hours of training and coaching to support organizational and personal change. In addition to this training and coaching, the program supports organization change by placing 22 full and part-time AmeriCorps members in city departments, nonprofit organizations, and agencies. These members serve with our partners to accomplish their equity goals and to improve service provision to underserved populations. The City has successfully recruited AmeriCorps State members from marginalized and underserved populations, supporting the development of leadership skills and reflecting their views and voices.

AmeriCorps Members

Actions taken to develop institutional structure. 91.220(k); 91.320(j)

Because Vermont and Burlington are small communities, there is overall good coordination and little duplication of services locally. The local nonprofit infrastructure is diverse, and the local public housing authority and housing trust have the capacity to acquire, rehabilitate, construct and manage an expanding supply of perpetually affordable housing.

There is room for improvement. For example, in the immigrant population where language and culture are often barriers to service, improved access to services, better outreach, and communication to residents is needed. In addition, agencies as well as City departments need to build capacity to serve a more diverse population. To this end, the City accomplished the following this past year:

We All Belong program provides coaching and training for participating organizations to evaluate bias throughout their systems and to develop planning and methods to create more equitable systems. Building internal capacity in organizations to develop and implement on-going cultural competency work is key to the success of an organization's growth and development over the long term. As one of last year's partners commented "The We All Belong Program has brought a new level of inclusion, outreach ability, cultural competence and participant diversity to the programs of the VNA Family Room."

In addition to this training and coaching, organizational change is supported through the placement of 22 full and part-time AmeriCorps members in city departments, nonprofit organizations, and agencies. These members serve with our partners to accomplish their equity goals and to improve service provision to underserved populations. The City has successfully recruited AmeriCorps State members from marginalized and underserved populations, supporting the development of leadership skills and reflecting their views and voices.

The City recently joined My Brother's Keeper (MBK) which is a White House cradle to career initiative President Obama launched in 2014 to address persistent opportunity gaps particularly withboys and young men of color. Since its launch, nearly 250 cities and towns across the country have accepted the President's call to action. The City held a local action summit in which Mayor Miro Weinberger joined community leaders working with youth to announce the City of Burlington's acceptance of President Obama's My Brother's Keeper Challenge and discuss gaps facing Burlington's youth. The goal of Burlington's MBK is to create a working group comprised of adults and youth to carry out Burlington's MBK goals of providing safe environments and second chances for youth to graduate from high school ready for college or career. The working group is comprised of City Departments, youth organizations, and education institutions.

Diversity and Inclusion

The City's Diversity & Equity Core Team which includes the Mayor, City staff and community

stakeholders continues to convene to implement action steps off the Diversity & Equity Strategic Plan that was developed in 2014. The Diversity & Equity Strategic Plan addresses three goals; eliminate race-based disparities across all City departments, promote inclusion and engagement of all community members, and eliminate race-based disparities in the greater Burlington community. The action steps cover hiring practices, access to services, and evaluative tools of the effectiveness of these actions. This past year, the Core Team with the assistance of Vermont Partnership for Fairness & Diversity have completed the following under these City Departments. Burlington Police Department recruiting officer was provided consultation on how to enhance outreach recruitment strategies to include more minority candidates at historically Black Colleges and Universities. In the effort to increase the diversity and inclusion of poll workers Clerk/Treasurer Office working with CEDO's Community Development Specialist reached out to a wider community audience to involve new people to work in the polls for elections. This effort has resulted in more people of color as poll workers. CEDO hosted an equity and training for 7 City Departments on how to support a culturally competent workplace. Also this past year City Council was also given a workshop on implicit bias.

Actions taken to enhance coordination between public and private housing and social service agencies. 91.220(k); 91.320(j)

In order to enhance coordination and collaboration between public and private housing and social service agencies, best practices have been implemented for several community initiatives. Coordination begins with a focus on assembling the right people or agencies at the table, clearly defining roles and responsibilities, sharing a common mission and developing good communication.

Here are some examples of successful collaborations this past year.

The City is the Collaborative Applicant for VT 501 Continuum of Care. With consultants, the Chittenden County Homeless Alliance developed a common agenda. The Alliance also embraced several best practices including using a common assessment tool (VISPDAT) for permanent supportive housing, prioritizing those units for the most vulnerable, implementing a community wait list and using a shared information management system with the Balance of State. As a result of these efforts, Chittenden experienced a 33% reduction in chronic homelessness this past year.

One of the subcommittee's for both Continua is the Veterans Subcommittee and they, too are adopting best practices to facilitate the end of Veterans homelessness in the state of Vermont. Together, this subcommittee developed and implemented a VA universal release form to work across social service and housing agencies and are preparing to implement a by name list.

A new collective has formed around the issue of opioid addiction and the partners include the Burlington Police Department, United Way of Northwest Vermont, Agency of Human Services, UVM Medical Center, HowardCenter and other nonprofits. This collaboration will rely on a collective impact approach, sharing data and coordinating between agencies.

A local successful collaboration has gained regional and national attention this past year. In recognition that Housing is Health Care, UVM Medical Center, in collaboration with United Way of Northwest Vermont, Burlington Housing Authority, Champlain Housing Trust, Community Health Centers of Burlington's Safe Harbor Clinic, Agency of Human Services, the Chittenden County Homeless Alliance and other partners purchased a former motel and renovated the property into 19 units of permanent supportive housing. Beacon Apartments quickly housed 19 of our most vulnerable homeless neighbors from our community waitlist using Shelter plus Care vouchers to keep them housed along with wrap around case management on the premises as a best practice.

The Community Development and Neighborhood Revitalization Committee of the City Council continued to meet, finalizing the Housing Action Plan for the City's Downtown Core, solicity a review of the Incluzionary Zoning Ordinance and investigating issues around homelessness and student housing.

Members of the City government (multiple departments) and representatives of the University of Vermont, Champlain College, and University of Vermont Medical Center routinely meet with constituents, nonprofit representatives and land owners to address shared challenges.

Identify actions taken to overcome the effects of any impediments identified in the jurisdictions analysis of impediments to fair housing choice. 91.520(a)

There are several groups, in addition to the City, who are committed to reviewing progress with implementation of the 2010 Analysis of Impediments to Fair Housing Choice. Vermont Legal Aid's (VLA's) Housing Discrimination Law Project, a HUD FHIP grantee (VLA/FHIP) has engaged in activities that directly address three of these impediments in the time period 7/1/2015 – 6/30/16. In addition, Champlain Valley's Office of Economic Opportunity's Fair Housing Project, has engaged in activities that directly address these impediments in the time period 7/1/2015 – 6/30/16.

The impediments identified were:

Impediment 1: High rental and homeownership prices, as well as limited land and public resources have a disparate impact on people in protected classes who have low income by limiting their housing options.
Actions taken this year to address this impediment included:

- The City is sharing best practices and data, answering questions and advocating regionally for a wide range of housing policies that promote housing development that will benefit people in protected classes through its participation in the Chittenden County Sustainable Communities Regional Planning Grant stakeholders group.

- The City helped to provide sufficient resources for the Champlain Housing Trust redevelopment plans for the Bright Street Co-op project. No publically-assisted affordable housing units were lost to conversion to market rate units, conversion to commercial use or by demolition.
- The City is in regular communication with both the University of Vermont (UVM) and Champlain College about upcoming enrollment plans, housing development plans, and other creative housing options. Increasing the supply of student housing will increase the supply of affordable rental housing available to non-student renters in protected classes.
- The City advocated for an increase to the City's Housing Trust Fund and will make available almost double the amount of funding to go to affordable housing projects.
- VLA provided comments during this reporting period on land use planning and zoning proposals and on large housing and mixed use developments in Burlington, urging developers to include and the city to require more units that are subsidized or more affordable than market rate.

Impediment 2

Impediment 2: Some housing professionals' policies and practices limit housing options for protected classes. Actions taken this year to address this impediment included:

- CEDO and the Code Enforcement Office continue to hand out Fair Housing booklets to landlords during inspections of registered rental properties, with around one-third of all city rental properties routinely inspected annually.
- With ongoing City funding, the Champlain Housing Trust's Homeownership Center is providing interpreters for its eight-hour homeownership classes.
- CHT offers Ready Set Rent, a program designed to remove credit and other barriers to renting an apartment. The program serves rental applicants who have been denied a CHT apartment because of poor credit or no credit history. Once an applicant completes their education and develops an action plan to address their credit, CHT applies $100 towards one month's rent. Many vulnerable tenants who were previously denied an apartment are now developing solid rental histories through this program.
- RentRight offered 21 Burlington classes to 148 particpants. The Program combines the expertise of three programs in one educational setting. Vermont Tenants, Financial Futures and Housing Assistance programs have teamed up to create and implement it. Participants attend 10 hours of course work and individual sessions as well as commit to follow-up work with the program. The curriculum covers credit repair and building, spending management skills, setting financial goals, communicating with and understanding the landlord's perspective; legal responsibilities and avoiding eviction. Those who successfully complete the course earn a Preferred Renter card, giving them a significant edge in a tight housing market.
- VLA's FHIP continually conducts fair housing testing and investigation and has published two reports of its systemic and complaint-based testing results, furthering fair housing by adding to the information available to analyze the types and prevalence of such discrimination. VLA

published its most recent testing and investigation findings in June, 2014. It is available online: http://www.vtlegalaid.org/sites/default/files/Rental%20Discrimination%20Report%202014.pdf

- VLA undertakes numerous activities to combat discriminatory housing practices by housing professionals including: receiving Fair Housing Act complaints; conducting fair housing testing; Providing legal counseling about fair housing rights to complainants; and reviewing advertisements and responding to the poster, advising them of FH law.

Impediment 3

Discrimination against people in protected classes by real estate and other housing professionals may go undetected and unaddressed if not adequately monitored and enforced. Considering the growing number of residents in protected classes, there is greater need for fair housing awareness, education and enforcement opportunities.

Actions taken this year to address this impediment included:

- Produced a HUD grant funded webinar regarding Affirmatively Furthering Fair Housing and economic development including the value of density to increase affordability of housing and increase housing opportunity for people in protected classes.
- Convene three stakeholder meetings of the Burlington Fair Housing Working Group, a consortium of housing providers, social workers, and municipal officials that will work to ensure that the City takes affirmative steps to address identified impediments to fair housing choice.
- Held a month long art exhibit themed Inclusive Communities and Home at the Old North End Art Center in Burlington for April's Fair Housing Month
- Issued a Proclamation on Fair Housing Month by Mayor Miro Weinberger, April 2016
- Placed five bus signs about building inclusive communities on CCTA busses.
- Worked with a team of partners including Chittenden County Regional Planning Commission, Northwest Regional Planning Commission, AARP, and Vermont Natural Resources Council, and Vermont Energy Investment Corp, on research and recommendations funded by Vermont Community Foundation, regarding the intersection of affordable housing, transportation opportunities and inclusive communities. Study area encompassed Franklin, Grand Isle and Chittenden counties including Burlington.
- VLA's testing and report of findings has affirmatively furthered fair housing by detecting violations and making them known. VLA also monitors and responds to discriminatory advertisements for housing informing the poster that the advertisement is discriminatory and requesting that they change the language of the advertisement. VLA receives over 100 fair housing complaints per year and provides a wide range of legal services from legal advice to representation in discrimination enforcement actions in state and federal courts. They also conduct approximately 80 test parts per year.
- VLA provides fair housing education through 6 outreach/education events, media interviews, maintaining a website, writing newsletter articles and sharing information on Facebook.

Impediments 4 and 5

Impediment 4: Burlington's lack of enough housing units designed to accommodate people with disabilities who need accessibility modifications, frail elders, and/or larger families limits the housing choices of these protected classes.

Actions taken this year to address this impediment included:

- CEDO continues to operate an accessibility modification program for both rental and owner-occupied housing. In an effort to increase accessibility in Burlington, CEDO is collaborating with the Vermont Center for Independent Living and leveraging CDBG funds to modify single family homes and apartments. CEDO has reached out to non-profit partners such as the Champlain Housing Trust and Northgate Apartments to improve accessibility.
- The City works proactively to ensure that our HOME funded projects comply with the requirements of Section 504 and 24 CFR part 8 Subpart C.
- The Burlington Advisory Committee on Accessibility advocated for consideration of people with disabilities and elder housing in the Burlington Housing Action Plan. They also encouraged departmental training on accessibility led by the Vermont Center for Independent Living, a statewide organization that supports mobility and independence in the home and built environment for people with disabilities.
- At the City's request to accommodate larger families which are disproportionately families of color, the nonprofit housing development organizations have included some 3 bedroom units in plans for new rental developments.
- The City provides annual operating support and CDBG funds to HomeShare Vermont in support of elderly and persons with disabilities. Home-sharing is a simple idea where two or more people share a home to their mutual benefit, just like an old fashioned barter. A person offers accommodations in exchange for help around the house, rent, or a combination of the two. In FY14, HomeShare helped 73 elderly or disabled people stay in their home.
- VLA represents people with disabilities annually on a range of fair housing issues from how to request a reasonable modification or reasonable accommodation to actions in before the Human Rights Commission, state and federal courts.

Impediment 5: Housing development and occupancy policies run the risk of limiting the number of affordable housing units most needed by protected classes.

Actions taken this year to address this impediment included:

- CEDO continues to advocate for Fair Housing in discussions regarding enforcement of the limit on the number of unrelated adults. When the City Council expanded to the Residential High Density zoning District the 4-person limitation on the number Unrelated Adults living in a housing unit, they grandfathered all existing properties where more than 4 unrelated adults are living.

- In the Housing Action Plan, the City continues to examine policies and regulations that negatively impact our affordable housing market. During the development of the Plan, VLA urged the city to use public land for subsidized and workforce housing rather than college student housing.

OMB Control No: 2506-0117 (exp. 07/31/2015)

CR-40 - Monitoring 91.220 and 91.230

Describe the standards and procedures used to monitor activities carried out in furtherance of the plan and used to ensure long-term compliance with requirements of the programs involved, including minority business outreach and the comprehensive planning requirements

All CDBG subrecipient activities are monitored through program reports submitted by subgrantees with each request for funds. In addition, staff make onsite monitoring visits to subrecipients each year based on factors such as: whether the subrecipient is a new organization or a new CDBG grantee, how long it has been since the last onsite monitoring visit, whether there were problems revealed during the last monitoring visit, whether the program reports indicate a need for onsite monitoring, whether there have been significant changes in subrecipient staff, and the size of the grant. Program staff made onsite visits to several subrecipients this past year.

HOME subgrantee activities are monitored through annual project reports submitted by subgrantees and through onsite visits. The purpose of the project reports is to ensure that (a) for rental housing, all HOME-assisted housing units meet federal regulations for rent and income levels as well as compliance with applicable inspection standards and other federal requirements; and (b) for homebuyer projects, all HOME-assisted housing units are owner occupied and in compliance with other federal requirements. This year, program staff performed a desk review (including receipt of inspection reports) for all nonprofit recipients of HOME funds. Program staff did onsite monitoring of all nonprofit recipients of HOME funds and made onsite inspections of selected units owned by the Champlain Housing Trust, Burlington Housing Authority, and Cathedral Square Corporation.

CEDO has developed a web-based registry of self-certified Disadvantaged Business Enterprises and does outreach to local businesses to make them aware that the registry can help them access contracting opportunities. This registry, together with the state's online DBE registry, is available to City departments and to subrecipients for their procurement processes. Periodically CEDO publishes a public notice soliciting MBE, DBE, and Section 3 contractors for inclusion on the online registry. Further, CEDO's Housing Division works closely with the Economic Development team to reach out to known MBE, DBE, and Section 3 contractors to include on the list. Finally, HOME recipients are required in the written agreements to, using the CEDO and State of Vermont registries, make the HOME-assisted project bidding opportunity available to MBE, DBE and Section 3 contractors.

OMB Control No: 2506-0117 (exp. 07/31/2015)

Citizen Participation Plan 91.105(d); 91.115(d)

Describe the efforts to provide citizens with reasonable notice and an opportunity to comment on performance reports.

The Community & Economic Development Office is the lead agency responsible for overseeing the development of the CAPER and for administering the CDBG and HOME programs. The Citizen Participation Plan was followed for the development of this Report. A public hearing was held on September 26, 2016. The hearing was published in a local paper and reasonable notice was provided to residents to comment on the performance report. In addition, public input was sought with the Chittenden County Homeless Alliance via their list serve. Public comment was also saught via CEDO's website, Facebook page and weekly newsletter, the Buzz.

During the hearing, one citizen, M. Murray commented. She expressed concern regarding the difference in the dates of the memo to City Council versus when the CAPER was made available for public comment. She also wants to get all the monetary information for grants, including Brownfields.

CR-45 - CDBG 91.520(c)

Specify the nature of, and reasons for, any changes in the jurisdiction's program objectives and indications of how the jurisdiction would change its programs as a result of its experiences.

There are no changes in the jurisdictions program objectives.

Does this Jurisdiction have any open Brownfields Economic Development Initiative (BEDI) grants?

The jurisdiction has no open BEDI grants.

[BEDI grantees] Describe accomplishments and program outcomes during the last year.

CR-50 - HOME 91.520(d)

Include the results of on-site inspections of affordable rental housing assisted under the program to determine compliance with housing codes and other applicable regulations

Please list those projects that should have been inspected on-site this program year based upon the schedule in §92.504(d). Indicate which of these were inspected and a summary of issues that were detected during the inspection. For those that were not inspected, please indicate the reason and how you will remedy the situation.

All HOME-funded developments that received on-site inspections and met the applicable standard during the last complete program year:

Avenue Apartments—1201 North Ave. - #s 104, 106, 109, 202

Cathedral Square Senior Living—16 Cherry St. – #s 6C, 7B, 8B

City Neighborhoods—52 North Champlain Street St., 59 #6 North Champlain Street St., 73 Sherman Street, and 221 Pine Street #4

Heineberg Senior Housing—72 Heineberg Rd. - #s 109,115,205

McAuley Square (Scholars) —110 Mansfield Ave. - #s 2, 5, 9, 10

Sophie's Place—40 Red Maple Ln. & 1562 North Ave. - #'s 101-105, 201-205, 1562

Salmon Run—220 Riverside - #s B12, G4

Waterfront Housing—300 Lake St. - #'s 101, 102, 104, 106, 202, 206, 210, 305, 401, 404, 406

Wharf Lane Apartments—57-61 Maple St. - #'s 220, 319

Peterson Place Apartments—97-103 King St. - #'s 97A, 97B, 97C, 99A, 99B, 101A, 101B, 103A, 103B, 103C

Arroway Apartments—41 Spruce St. - #'s 1-7

Monroe Place—25-31 No. Champlain Street - #'s 101, 102, 104, 201, 202, 203, 204, 205, 206, 301, 302, 303, 304, 305, 306

OMB Control No: 2506-0117 (exp. 07/31/2015)

No developments missed a scheduled on-site inspection

The following are issues encountered during the initial inspection of some of the above units:

Tripping hazards, hole in wall, crack in wall, front door that wouldn't shut, soft spot on floor near bathtub, exposed uneven floor around refrigerator. The owner was promptly notified of the deficiency and all issues were corrected. CEDO collected photographs of and invoices from all repairs to ensure that deficiencies were corrected and that the property met the standard.

Provide an assessment of the jurisdiction's affirmative marketing actions for HOME units. 92.351(b)

The effectiveness of the City's affirmative marketing actions for HOME units is considered a success based on the characteristics of households living in HOME-funded units. Overall, HOME-funded units provide housing to a higher percentage of households in protected classes than the general housing stock of Burlington. The Community & Economic Development Office actively encourages affirmative marketing of HOME-funded units. Recipients of HOME funds must try to provide information to and otherwise attract eligible persons from all racial, ethnic, and gender groups in the housing market area. Future actions will change based on the data gathered each year.

Refer to IDIS reports to describe the amount and use of program income for projects, including the number of projects and owner and tenant characteristics

During the most recent complete program year, CEDO received $1,140.00 in HOME program income and expended $1,026.00 in HOME program income. The following are the characteristics of the beneficiaries of the two projects funded with the above program income:

- Project Name: Bobbin Mill Apartments

Address: 234 South Champlain Street and 235 Pine Street

Type: Acquisition and Rehabilitation of Rental Housing

IDIS #: 1379

Program Income expended: $1,026.00

HOME units: 3

Beneficiary #1: HH size of 1, under 30% AMI

Beneficiary #2: HH size of 6, under 30% AMI

Beneficiary #3: HH size of 2, under 30% AMI

Describe other actions taken to foster and maintain affordable housing. 91.220(k) (STATES ONLY: Including the coordination of LIHTC with the development of affordable housing). 91.320(j)

The City continued to take action with both funding and advocacy to preserve the affordability of existing rental housing. With strong support from the City, Burlington Housing Authority and Champlain Housing Trust have preserved every single unit of publically-assisted rental housing in Burlington. While low-income housing is being lost to conversion and demolition all across the nation, Burlington has policies and funding priorities that have managed to both preserve existing rental housing and create new rental housing affordable to low and moderate income households. During this program year, the City of Burlington worked to preserve Farrington Mobile Home Park and is dedicating future resources to improving its infrastructure once tenants purchase the Park.

APPENDIX A
Community Indicators

The City tracks a number of community indicators to measure overall progress towards its housing and community development goals and to see if changes in program strategies, objectives or activities are warranted.

Decent Housing

The City's goal is that all Burlington residents have a range of housing options that offer them safe, decent, appropriate, secure and affordable housing. Indicators tracked in this area include:

Rental Vacancy Rate and Rental Affordability

A rental vacancy rate between 3% and 5% is generally considered by most experts to be "balanced." When it falls below that level, a lack of supply will lead to escalating rents, leave people unable to find housing, and limit economic growth.

The local rental vacancy rate, measured twice a year by the Allen & Brooks Report©, is running at 3.0% in Chittenden County as of December 2015, a 2.1% increase from 2014. Rental affordability, measured by a "housing wage" that allows a tenant to pay no more than 30% of income for housing and utilities, continues to be out of reach for lower-income residents. This shows a continuing need for the production of new affordable rental units. However, a higher vacancy rate is a new trend for Burlington.

OMB Control No: 2506-0117 (exp. 07/31/2015)

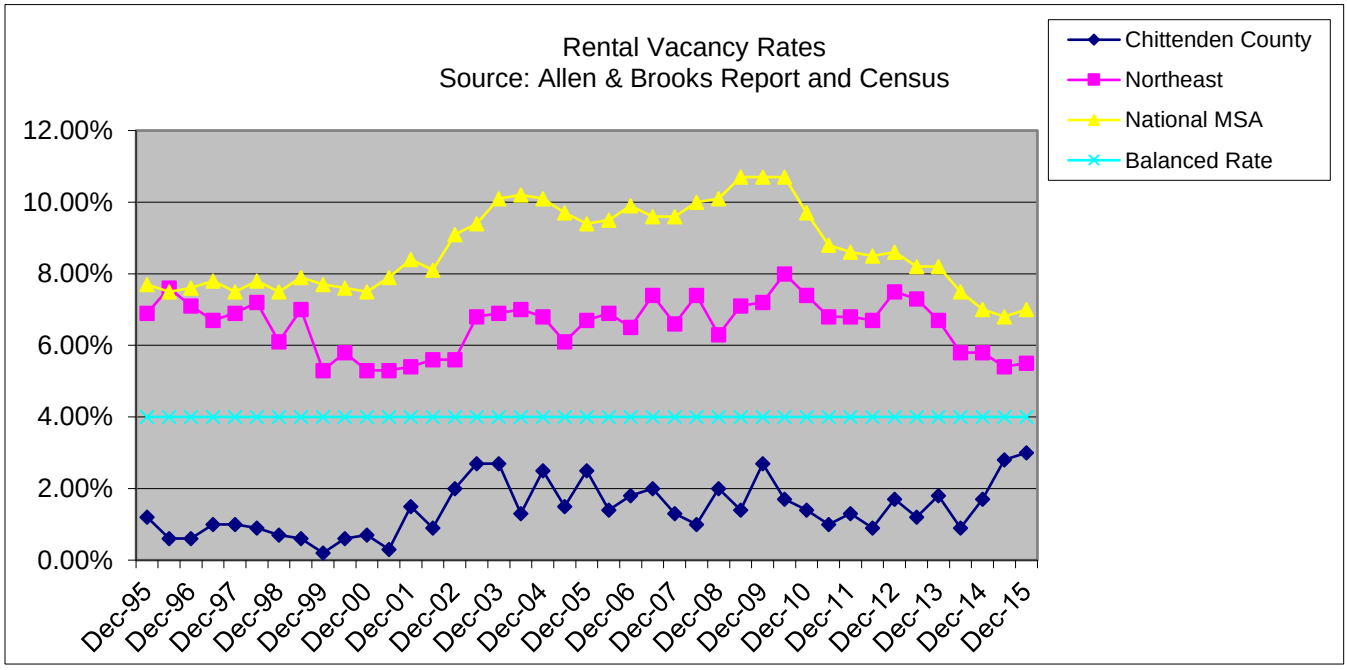

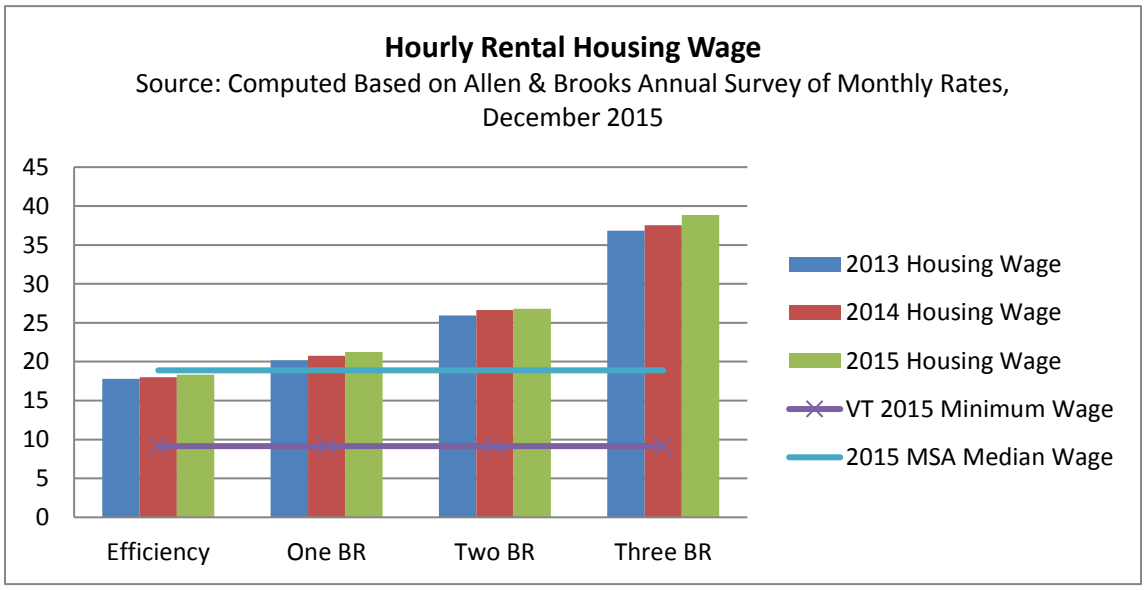

Median Home Sales Price, Number of Home Sales and Number of Foreclosure Filings

Home prices leveled off from 2005 to 2007, peaked in 2008, and then began fluctuating and decreasing to reflect the housing downturn experienced in most of the United States. From 2011 until 2014 median sales price increased slowly and in 2015 median sales price decreased. From 2009 to 2013 home sales gradually increased as homebuyers began to recover from the economic recession, yet in 2013 home sales dropped drastically. To afford a home purchase at the 2015 median price of $257,500, a Burlington buyer would have needed an annual income of $80,800. That is well above the median family income in

OMB Control No: 2506-0117 (exp. 07/31/2015)

the Burlington Metropolitan Statistical Area as estimated by the 2014 American Community Survey ($62,175) as well as the City of Burlington median household income ($42,745).

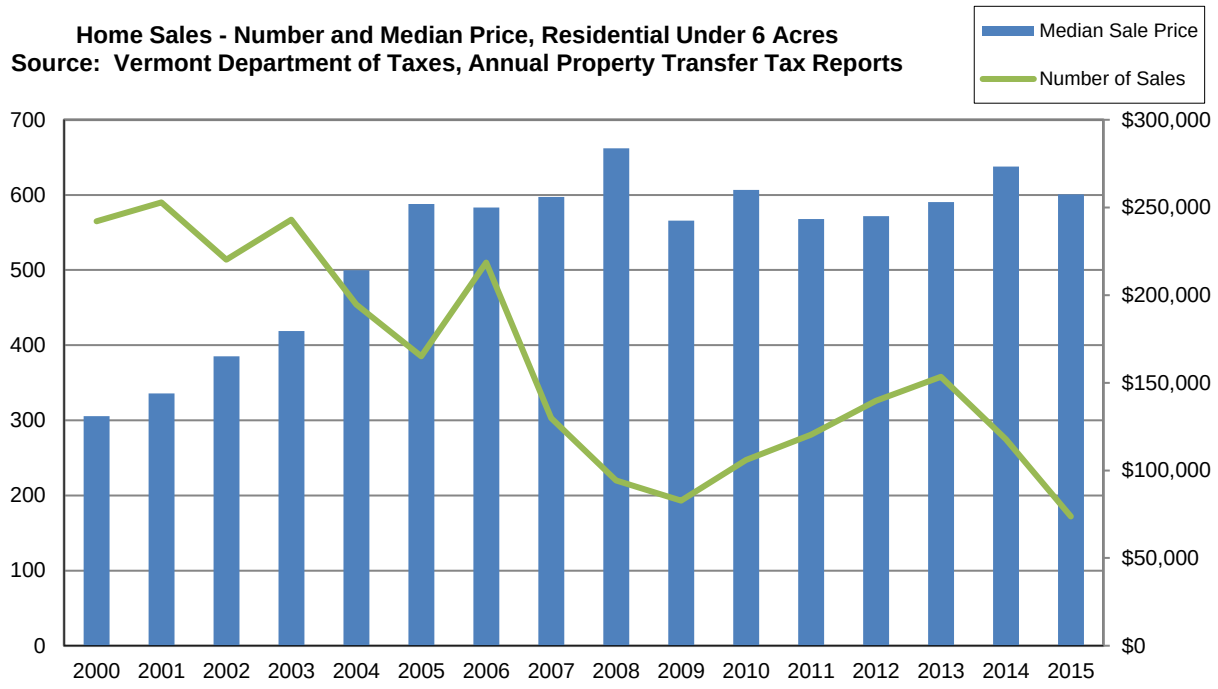

The number of homes sold showed a dramatic decline from 2006 to 2009, with that trend appearing to reverse in 2010 with slow but increasing sales until 2013. Home sales have steadily decreased since 2014. Burlington has escaped the kind of foreclosure crisis experienced by other cities, but foreclosure filings did begin rising in 2007 – with escalating numbers continuing in 2008 and 2009 – before beginning to abate in the first part of 2010. This decreasing trend has continued through 2015, which saw the lowest foreclosure figures in 11 years.

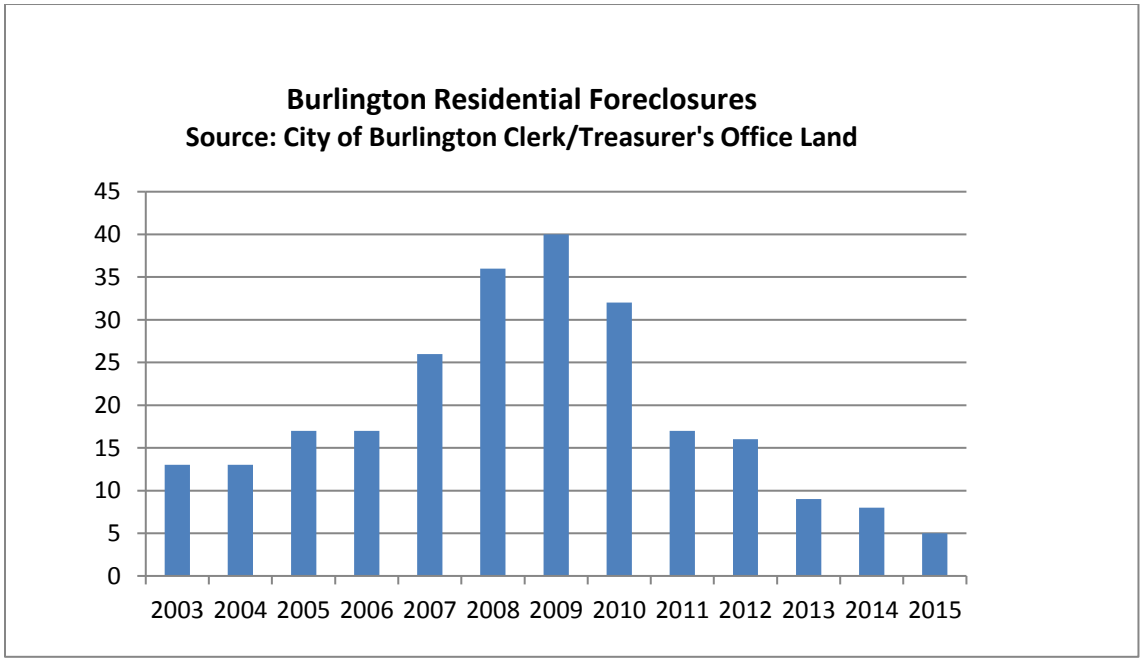

OMB Control No: 2506-0117 (exp. 07/31/2015)

These indicators show a continuing need for support of affordable homeownership. The City will continue to monitor foreclosure levels; however, the data demonstrates foreclosure filings are at the lowest in the past 10 plus years. The current foreclosure prevention programs of the two federal housing counseling agencies located in Burlington – Opportunities Credit Union and the HomeOwnership Center of the Champlain Housing Trust – appear to be sufficient to meet the level of need.

Number of Homeless

Each January, local homeless and housing providers count the number of people in Chittenden County (primarily in Burlington) who are without permanent housing on a given night – including those in shelters and state-paid motels, those in transitional housing and those living in places unfit for human habitation.

The total homeless population is represented by the graph **Number of Homeless, Continuum of Care Point-In-Time Survey.** The homeless population in Chittenden County experienced an overall 41% decrease from 2009 to 2016, increasing slightly in 2014, leveling out again in 2015 and decreasing significantly in 2016. The highest number of homeless was counted in 2010 and the lowest number in 2008. Though the total number of homeless decreased from 2014 to 2015, the number of homeless single adults increased in that one year period, while the number of homeless people in families decreased notably. Again, from 2015 to 2016 the total number of people experiencing homelessness decreased, including a significant number of homeless single adults.

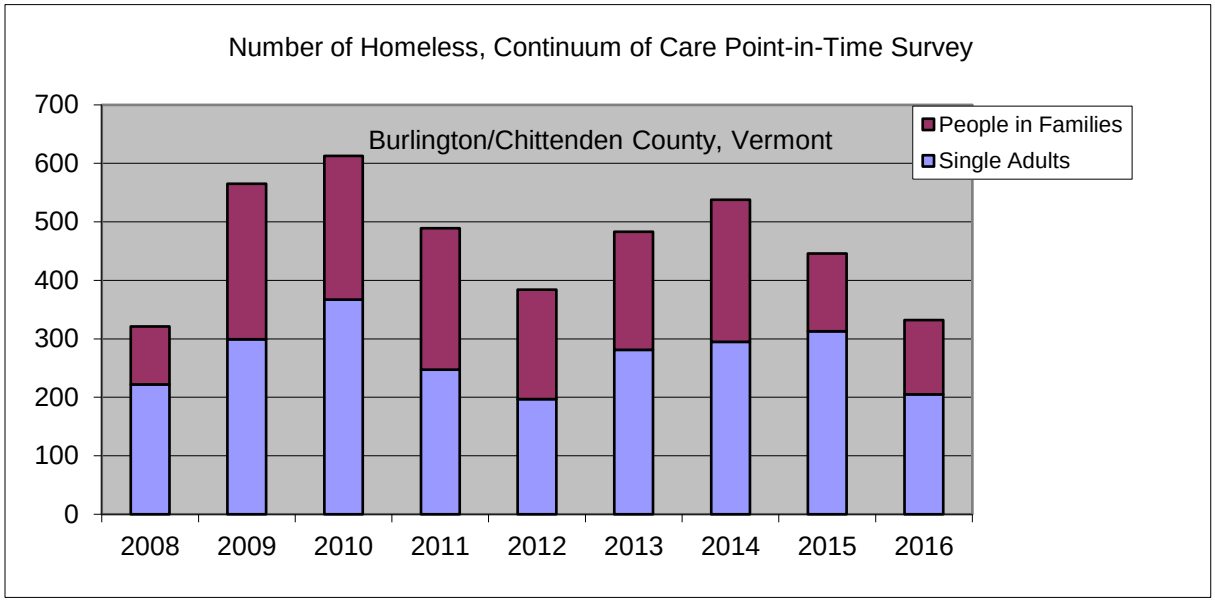

Please note the downward trend of those accessing emergency shelter with the lowest point in 2012 and then the sharp increase of 56% in 2013 due to the Emergency Assistance Motel Voucher Program. Cold weather exemptions and relaxed standards led to increased usage. It is not clear as to whether this represents an actual increase in literal homelessness in Burlington.

OMB Control No: 2506-0117 (exp. 07/31/2015)

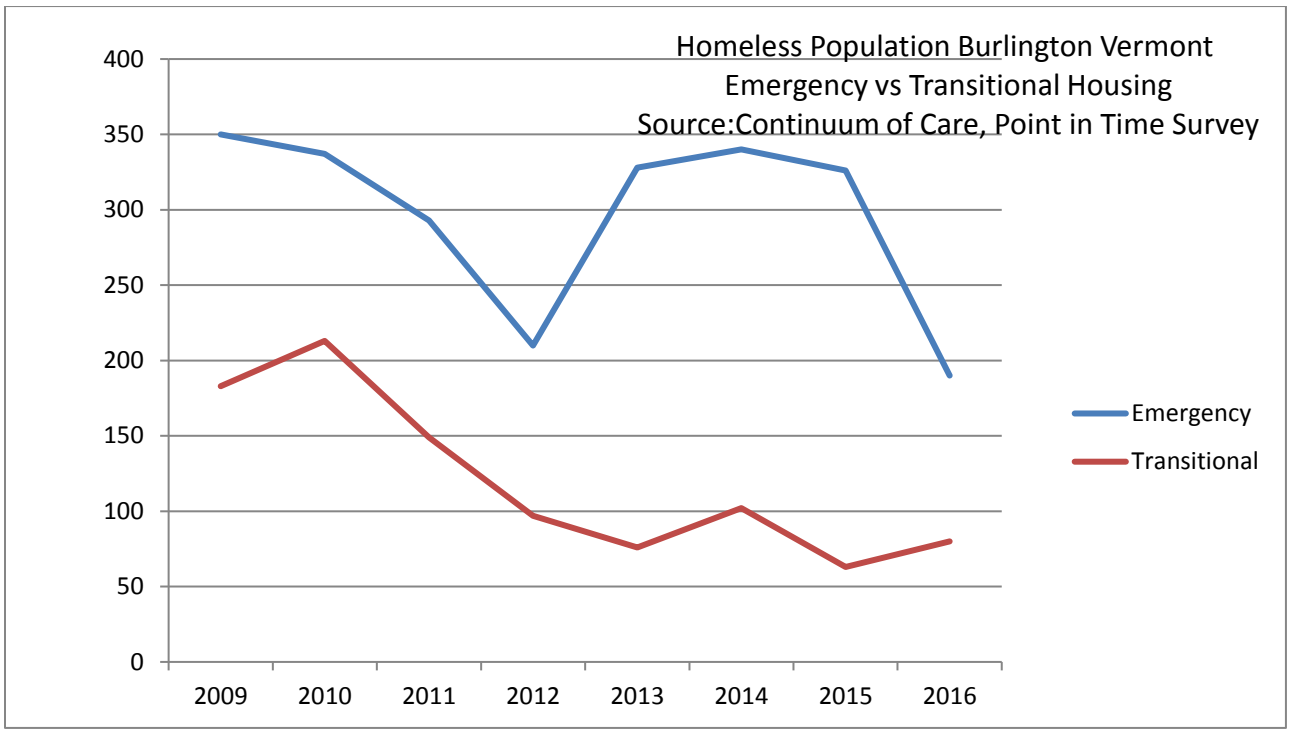

Economic Opportunity

The City's goal is that a prosperous Burlington economy provides all Burlington residents with access to livable wage jobs, to the education and training that qualify them for those jobs, to business ownership opportunities, and to the supports necessary to access those opportunities. The indicators which we track in this area include:

Job Growth and Unemployment

Burlington's unemployment rate continues to track state and national rates, declining each year since 2009 but at a lower level. Job growth in the City and in the Labor Market Area (LMA), which is based on commuting patterns, declined sharply between 2008 and 2009. Employment, however, did appear to be following national trends with a slight increase in jobs in the LMA, including those in the private sector.

OMB Control No: 2506-0117 (exp. 07/31/2015)

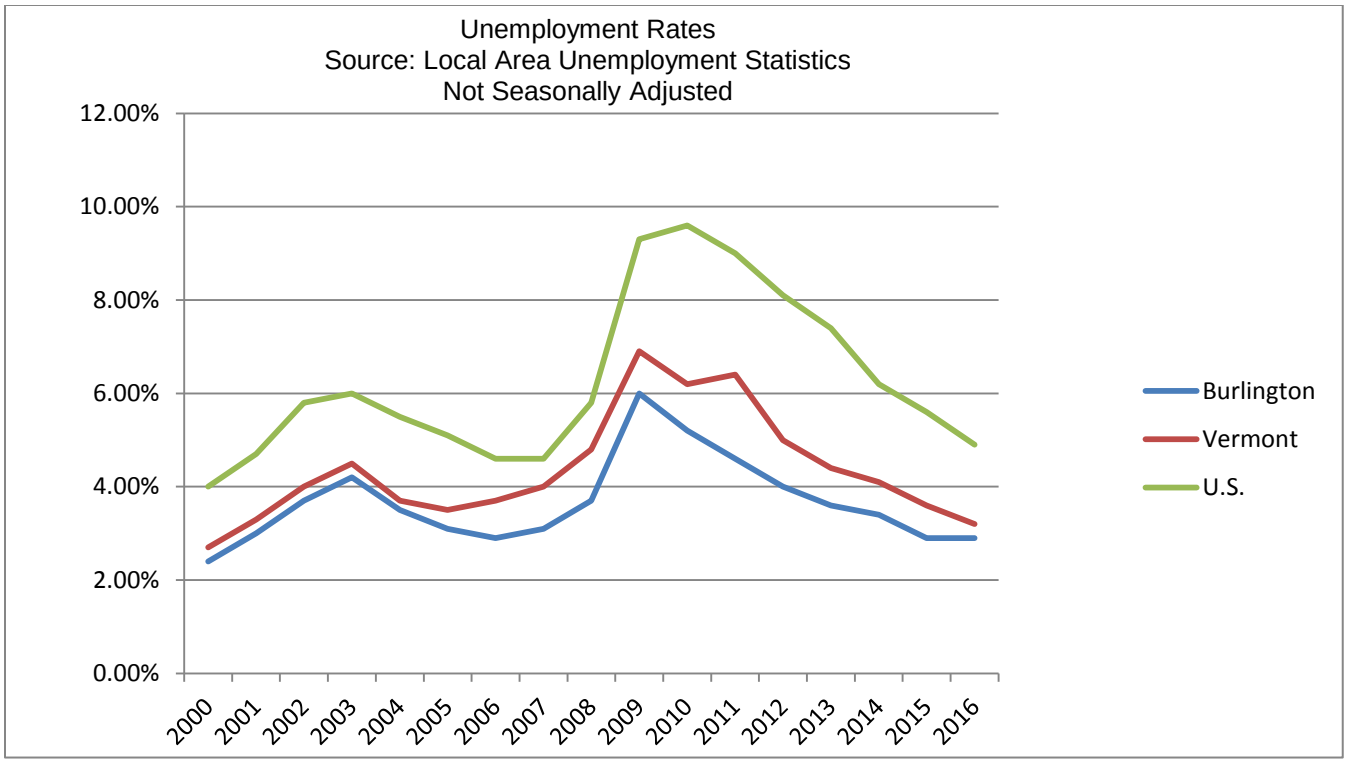

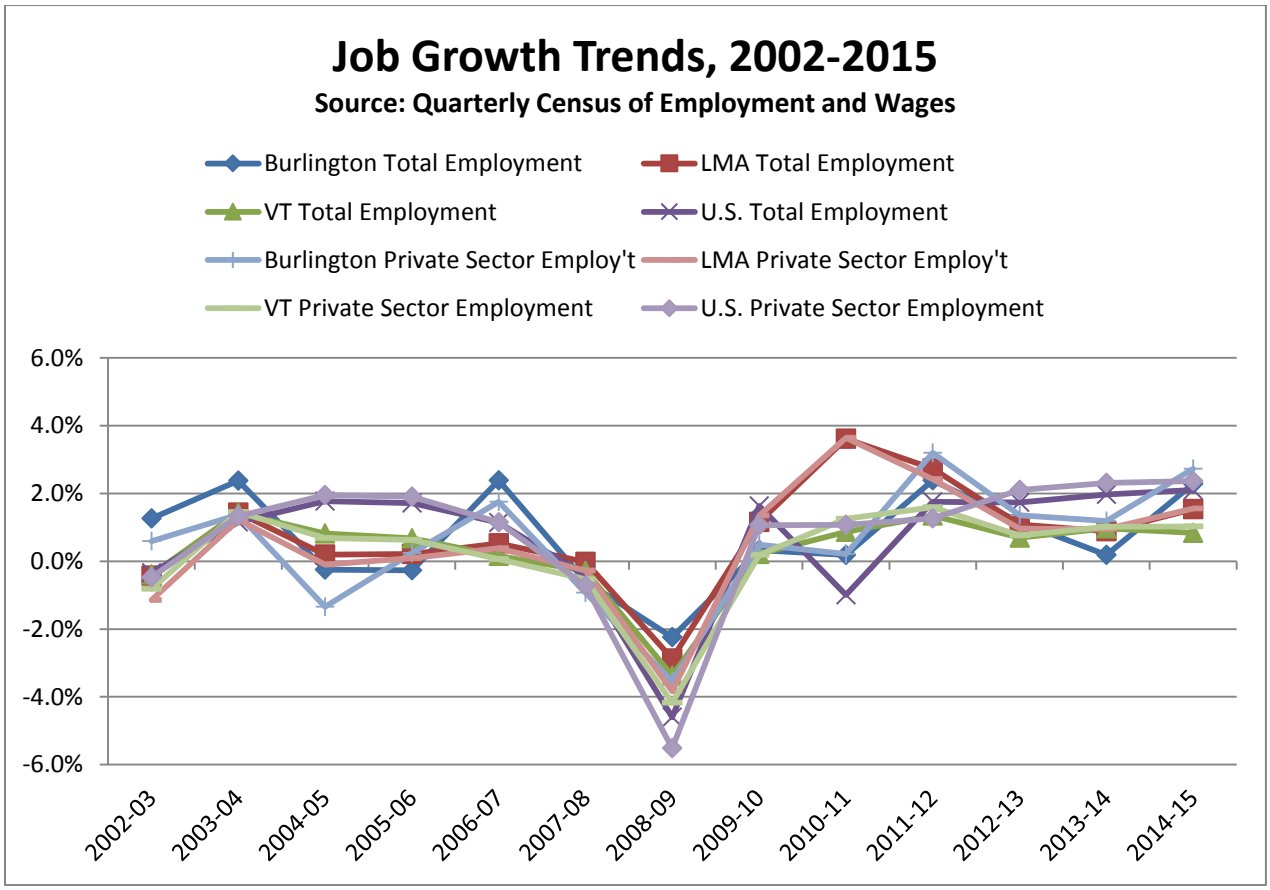

OMB Control No: 2506-0117 (exp. 07/31/2015)

Commercial Vacancy Rates

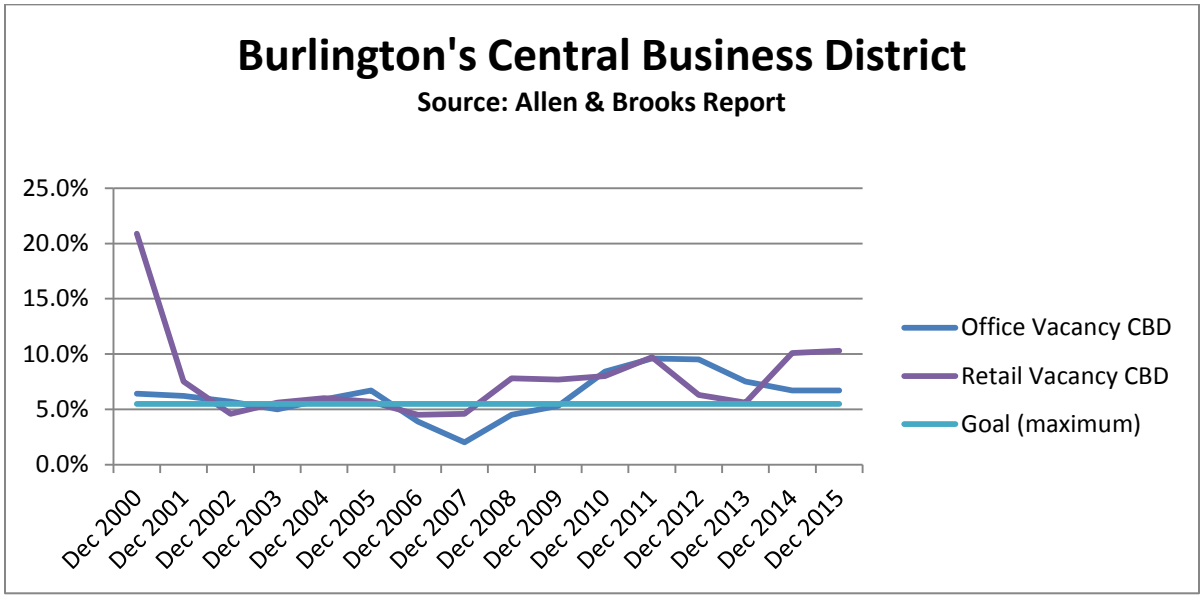

The downtown retail vacancy rate jumped upwards in June 2008, leveled out for several years, and peaked in December 2014 at 10.1%, nearly double the rate in December 2013 and higher than the historic average of 8.3%. Much of this increased vacancy is attributed to broad, long-term redevelopment plans at the Burlington Town Center shopping mall. The complex was purchased in 2014 and is undergoing a period of re-tenanting that will likely keep vacancy rates higher than average throughout the redevelopment transition.

Sales and Entertainment Revenues

Vermont saw a significant rise in sales and gross use receipts between January 2010 and 2011; on a month-to-month basis, these receipts increased gradually throughout 2010, from 48,027,596 to 64,779,961 in a one year period. Burlington meals, rooms and alcohol receipts have remained largely stable since 2011, increasing by 10.81% in 2012, dipping slightly in 2013 and 2014, and finally leveling out through January 2016.

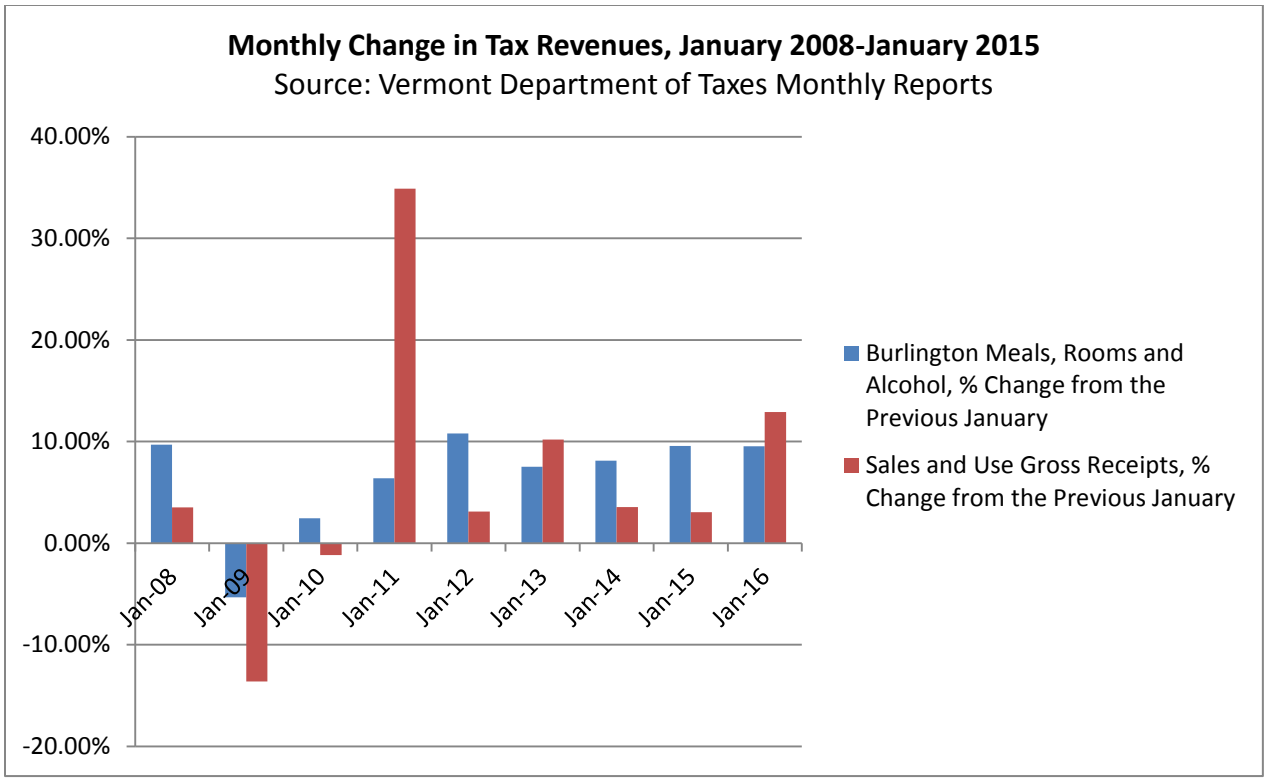

Educational Success

During the 2014-2015 school year, the dropout rate at Burlington Senior High School was 3.9%, the highest rate in eight years, increasing from 2.8% in 2013-2014. In the 2014-2015 school year there was a decrease in 11th grade students scoring below proficient in Science.

OMB Control No: 2506-0117 (exp. 07/31/2015)

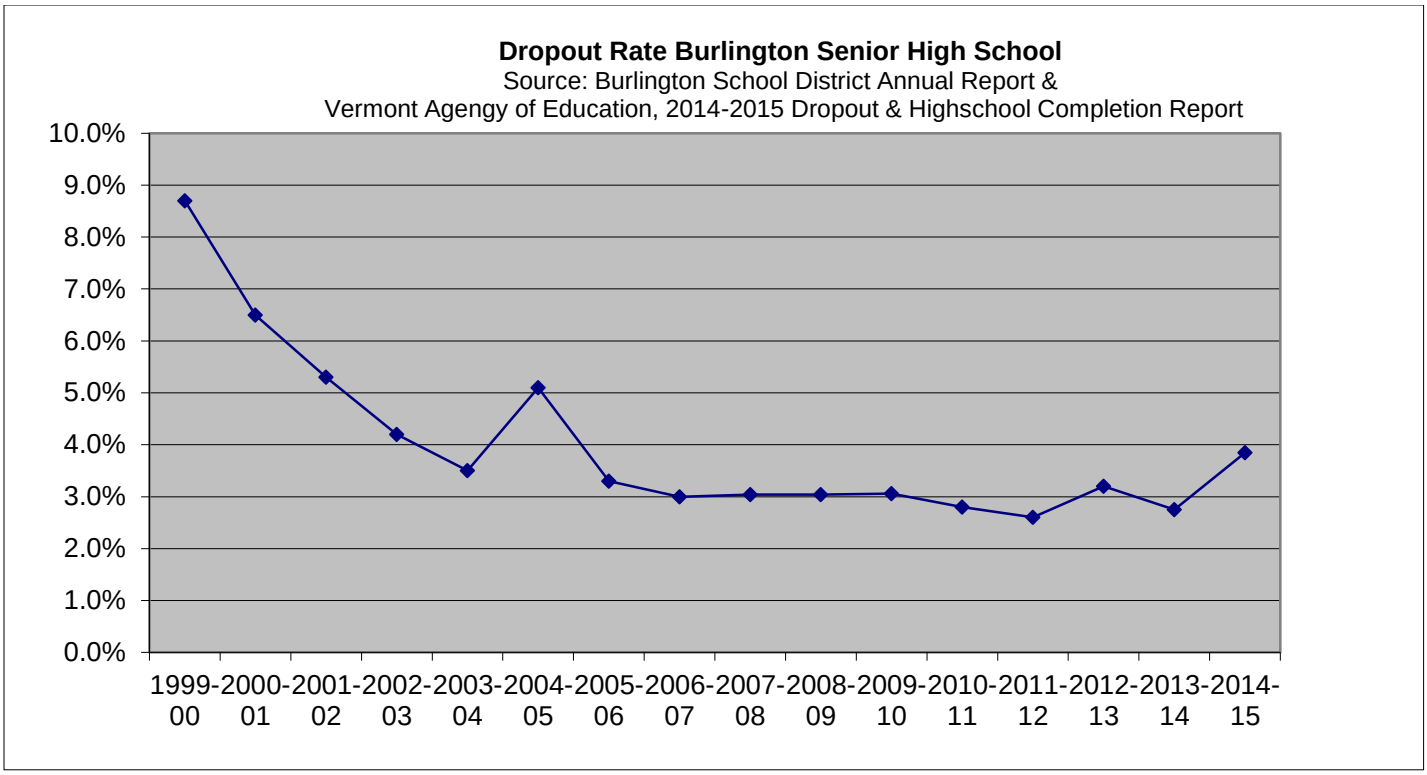

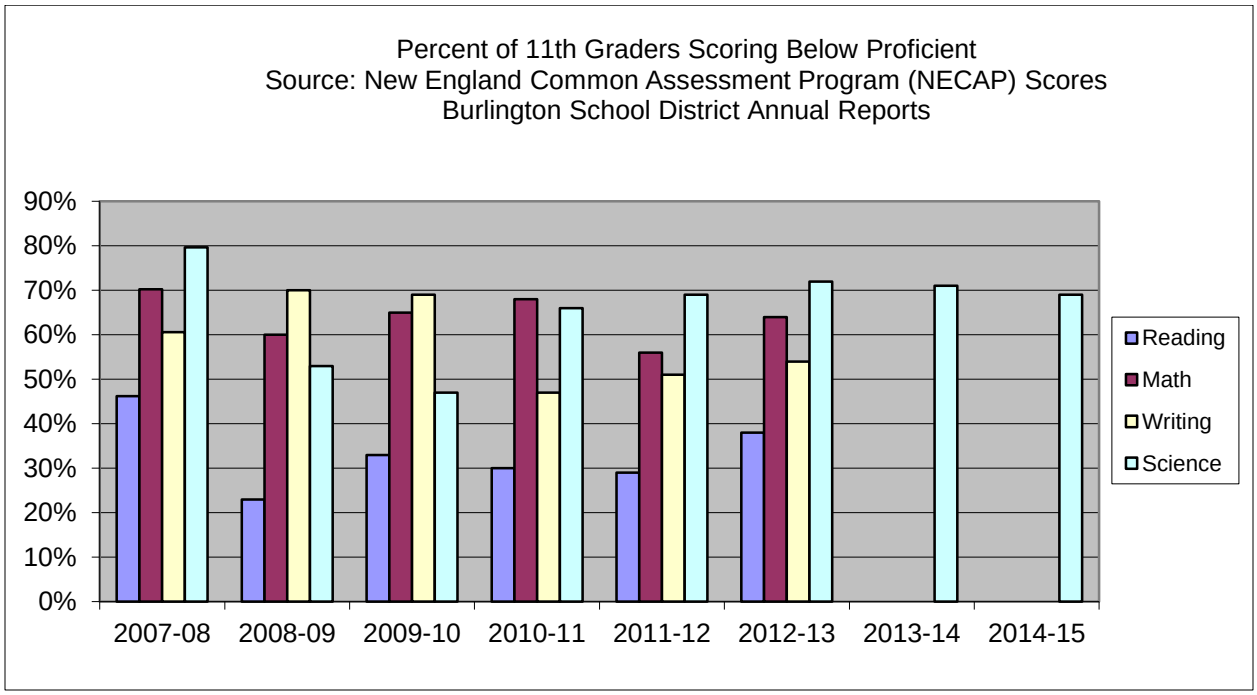

In 2010, the Vermont State Board of Education adopted the Smarter Balanced Assessment Consortium (SBAC) or Common Core assessment. Starting in the 2013-2014 school year the NECAP assessments for Reading, Writing, and Math were replaced with the Smarter Balanced Assessment Consortium (SBAC) or

OMB Control No: 2506-0117 (exp. 07/31/2015)

Common Core assessments for English Launguage Arts/Literacy and Mathematics. Above you will find the NECAP scores in Science and below you will find the 2014-2015 SBAC scores for English Language Arts/Literacy and Mathematics. Please note when interpreting the SBAC results that test results are almost always lower when a new test is introduced and that scores on the SBAC are generally lower than on the NECAP.

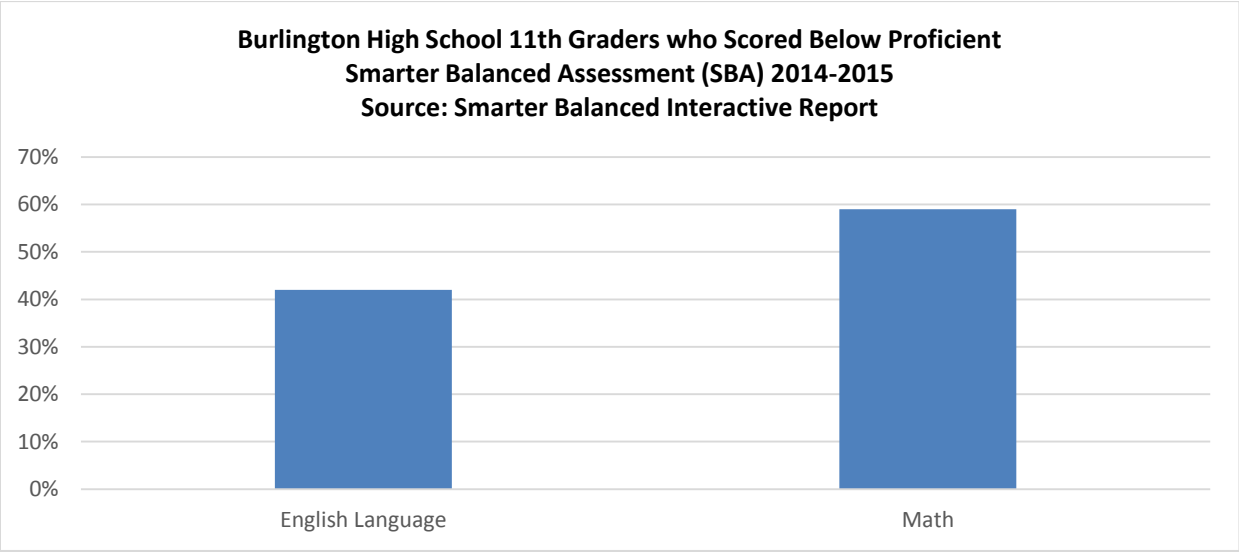

Family income continues to impact student proficiency, 8% of Grade 11 Burlington High School students who receive Free and Reduced Lunch scored proficient or above on the Smarter Balanced Assessment Mathematics test as compared to 59% of students who do not receive free or reduced lunch. These numbers are indicative of the poverty levels, diversity, and range of familiarity with the American school system within the City.

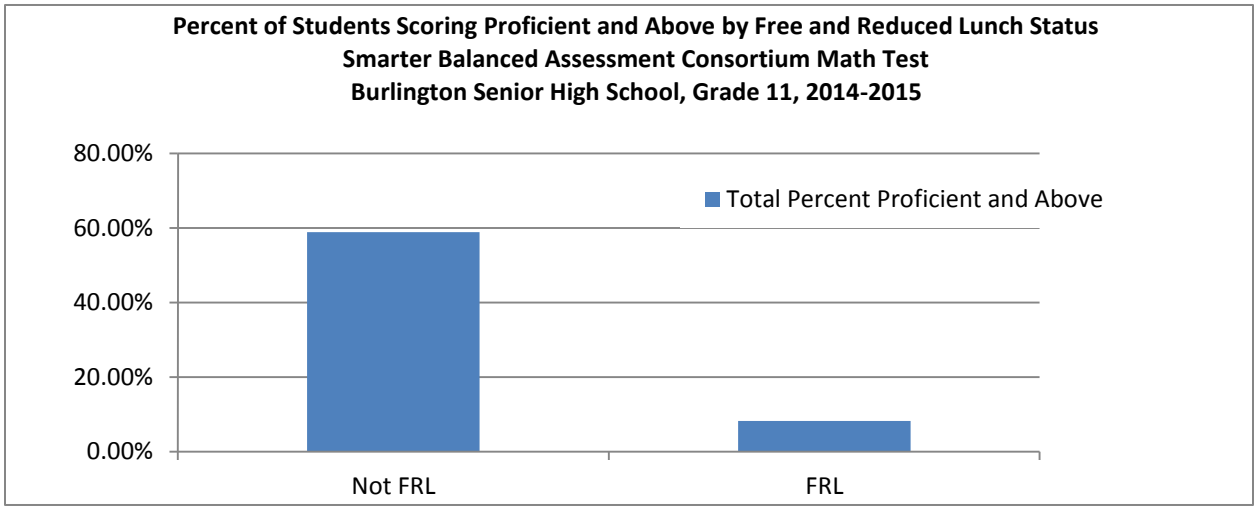

OMB Control No: 2506-0117 (exp. 07/31/2015)

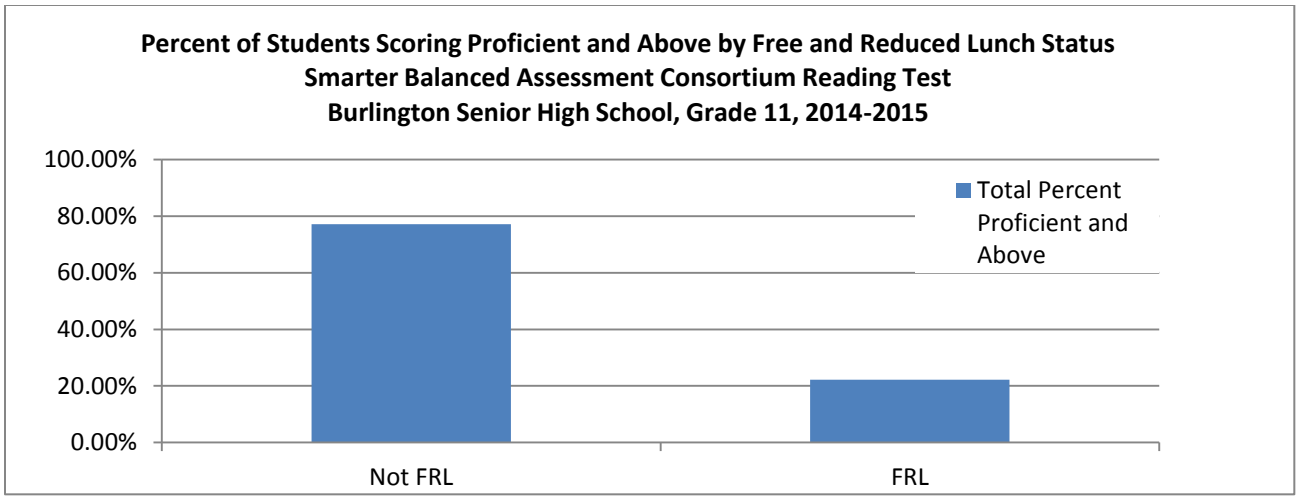

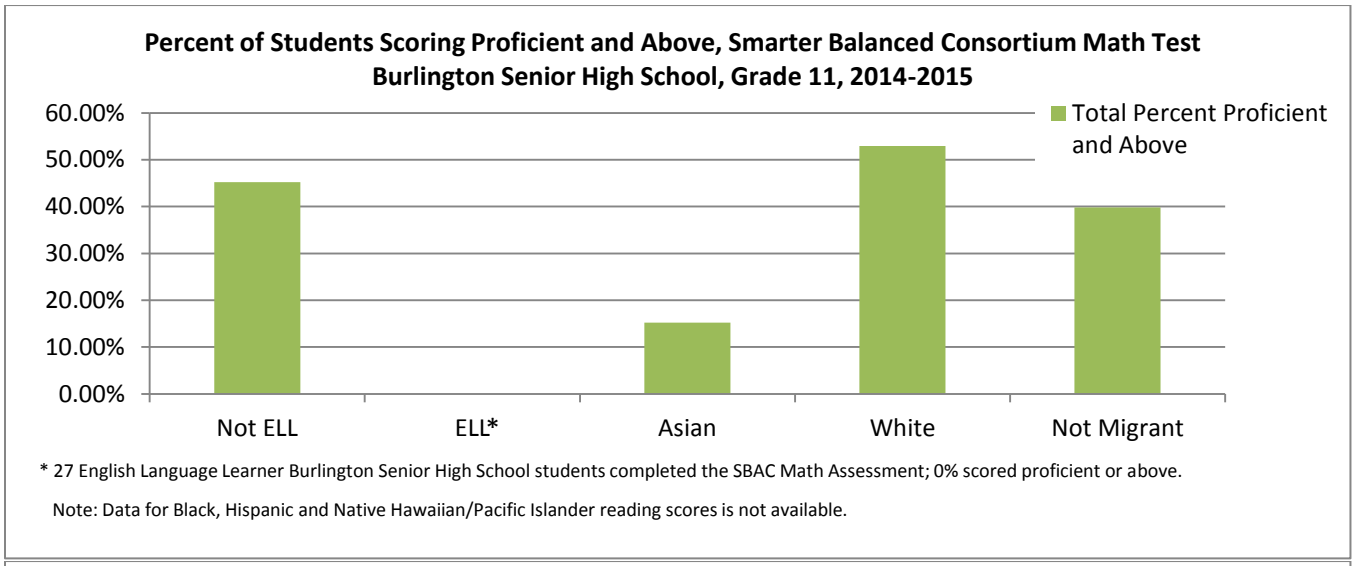

* 27 English Language Learner Burlington Senior High School students completed the SBAC Math Assessment; 0% scored proficient or above.

Note: Data for Black, Hispanic and Native Hawaiian/Pacific Islander reading scores is not available.

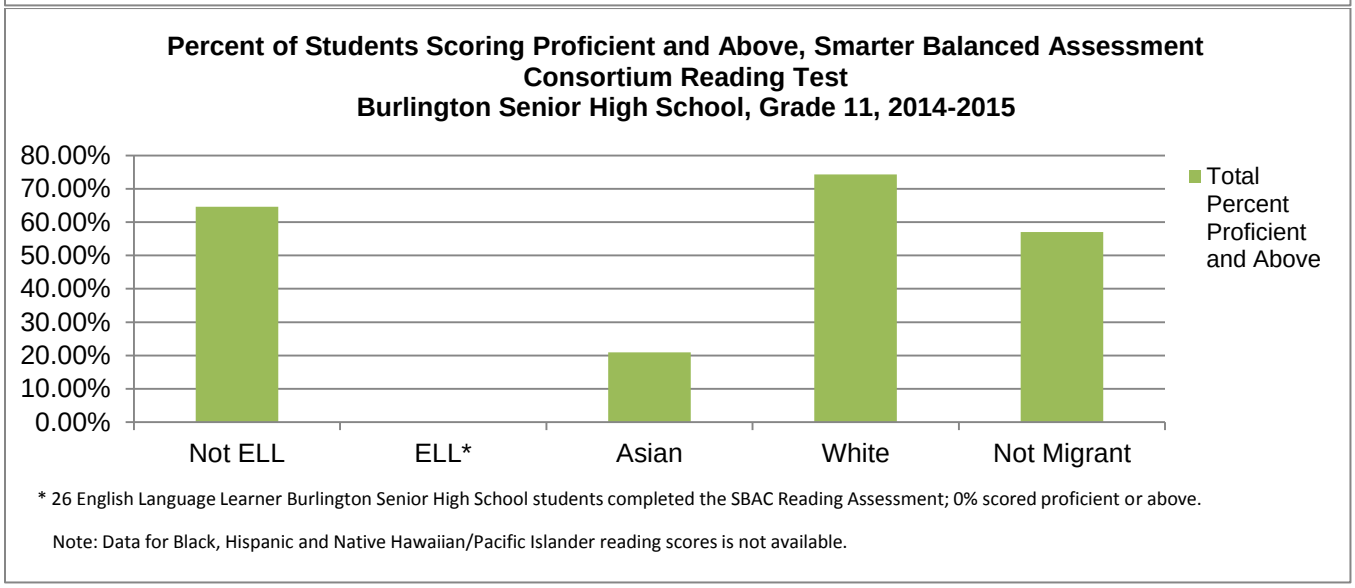

* 26 English Language Learner Burlington Senior High School students completed the SBAC Reading Assessment; 0% scored proficient or above.

Note: Data for Black, Hispanic and Native Hawaiian/Pacific Islander reading scores is not available.

Refugee Arrivals

Refugees coming to Vermont are principally resettled in Burlington and neighboring Winooski. Projections for new arrivals show a continued need for English as a Second Language and other community integration services. The principal refugee groups in the upcoming year are anticipated to be Bhutanese, Somali and Iraqi. The State Refugee Office at the Vermont Agency of Human Services reported 312 refugee arrivals in Vermont in 2015.

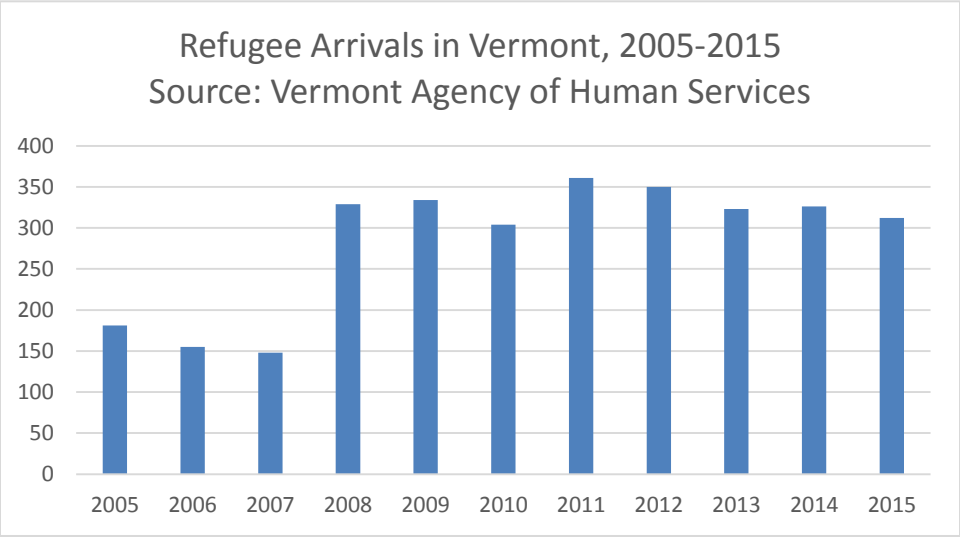

Equity

The most recent data on median income demonstrates that some minority residents consistently lag behind white residents on the local and state level. Minorities in Burlington generally have a lower median household income than the state average among each respective race and ethnic group, and disparities among white and non-white median incomes are higher in Burlington than at the state level.

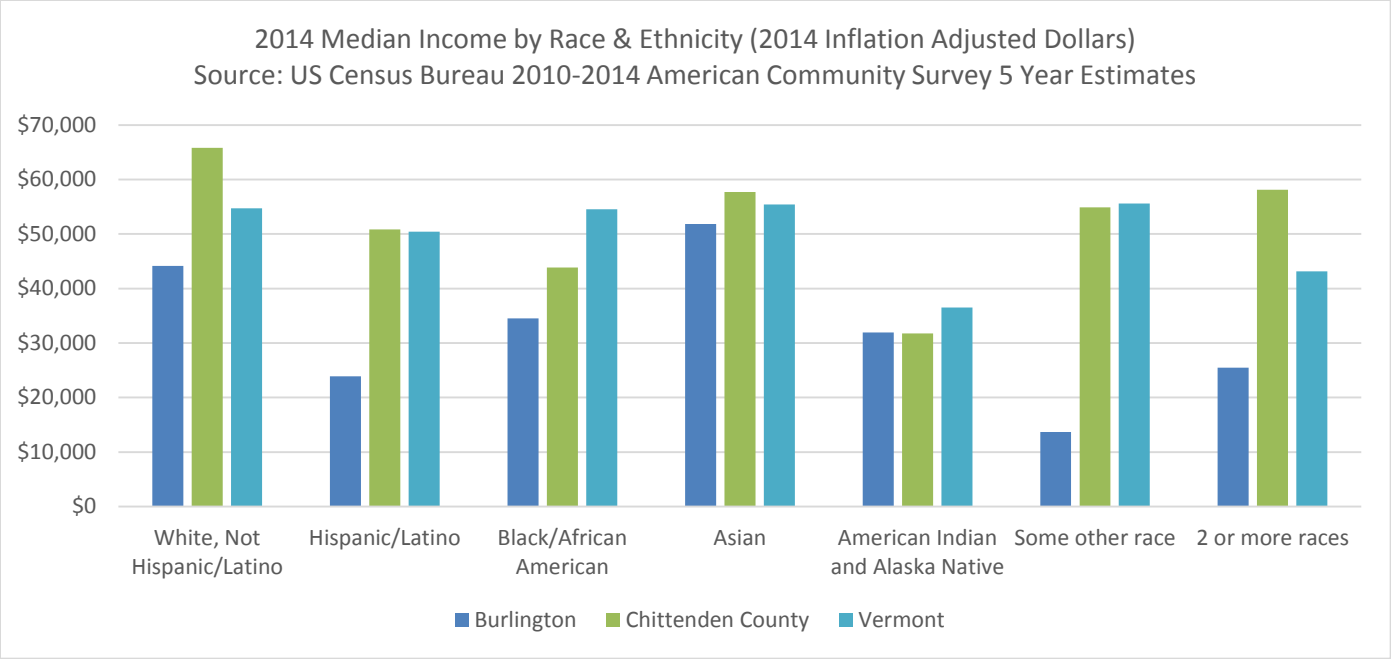

Crime

In the most recently published 2014 Vermont Crime Report released by the Vermont Criminal Information Center at the Department of Safety, Vermont saw a decrease in crimes against property by -28.1% and a decrease in crimes against persons by -18.2%. This is a positive trend away from the increase of crimes in both categories between 2010 and 2011, when property crimes increased by 7.1% and crimes against persons by 9.1%. The significant decrease in crimes against property may be related to the introduction of a new reporting system by a number of agencies.

OMB Control No: 2506-0117 (exp. 07/31/2015)