


City of Burlington flag

City of Burlington, Vermont • Annual Financial Report • 2007



Annual Financial Report  
Year Ending June 30, 2007

# 2007 ANNUAL FINANCIAL REPORT Year Ending June 30, 2007



## City Government

City Organizational Chart	2
Mayor's Message	3
City Officials Appointed by Mayor	6
Vermont Legislators	7
Mayors of Burlington	7
City Council	8
City Council Committees	9
City Departments	10
Office Hours	10
Important Dates	11
City Holidays 2008	11
Board of School Commissioners	12
City Commissioners	13
Regularly Scheduled Commission Meetings	18

## Department Annual Reports

Burlington Legacy Project	19
Airport, Burlington International	21
Arts, Burlington City	22
Assessor's Office	24
Attorney, Office of the City	25
Church Street Marketplace	28
Clerk & Treasurer, Office of the City	30
Code Enforcement	33
Community & Economic Development Office	34

Electric Department	38
Fire Department	40
Housing Authority	42
Human Resources Department	43
Fletcher Free Library	45
Parks & Recreation Department	48
Planning & Zoning Department	52
Police Department	54
Public Works Department	56
School Department	60
Telecom, Burlington	62

## Regional Organizations' Annual Reports

Chittenden County Transportation Authority	63
Chittenden Solid Waste District	65
Winooski Valley Park District	67

## Miscellaneous

Annual Town Meeting Day Results	68
Salaries	69
General Obligation Debt	96
Appraised Valuation	96
Summary of Tax-Exempt Properties	96

## Financial Report

Financial Report	97
------------------	----

## ACKNOWLEDGMENTS

### Design:

Futura Design

### Printing:

Villanti & Sons

Cover Photo:

Karen Pike©2007

Printed on 100%  
Recycled Paper

This material can  
be made available  
in alternate formats  
for persons with  
disabilities.

This report is also  
available online at  
[www.ci.burlington.vt.us](http://www.ci.burlington.vt.us)





# City Organizational Chart



## THE VOTERS

**SCHOOL COMMISSIONERS \***

**WARD CLERKS & INSPECTORS OF ELECTION \***

**MAYOR ❖**  
 AUTHORITY TO:

- carry out laws and ordinances
- appoint department heads
- assure performance of jobs by subordinate officers
- recommend measures
- act as Chief Peace Officer
- prepare annual budget
- act as Chairman of Board of Finance

**CITY COUNCIL \***  
 AUTHORITY TO:

- set City Policy with Mayor
- pass Legislation through passage of ordinances subject to Mayor's veto\*
- pass resolutions with Mayor\*
- approve Mayor's budget
- approve supplementary interbudgetary transfers
- with Mayor, set annual tax rate
- establish rules for conduct of City Council meetings

**CITY OFFICERS & DEPARTMENT HEADS ❖**  
(for list, see page 6)

**COMMISSIONERS ◆**  
(for list, see page 13)

**SUPERINTENDENT ▲**

**PRINCIPALS**

**BOARD OF FINANCE ▼**  
 AUTHORITY TO:

- act as trustees of public money
- establish accounting system
- provide monthly reports and annual audit
- select official depository
- authorize budget line item changes
- be responsible for care and control of public buildings

- 
- KEY**
- ❖ Elected at large
  - \* Elected at large by ward
  - ❖ Appointed by the Mayor subject to the approval of City Council
  - ◆ Appointed by the City Council or City Council with Mayor presiding
  - ▲ Appointed by the Board of School Commissioners
  - \* Ordinances relate to external matters while Resolutions relate to internal matters
  - ▼ Mayor, Chief Administrative Officer, President of City Council, and two Councilors elected by the City Council
-



**F**iscal Year 2007 was the first complete fiscal year I served as Mayor of Burlington. Over the course of this year the City continued to deliver on the core values of government that Burlington has come to expect: putting people first, building a sustainable community, and supporting democracy, civic participation, and a high quality of life.

Over the course of FY07 the City developed a municipal budget for FY08 that kept property tax rates level. In FY08 we'll continue to work on building an efficient budget that maintains a high level of services in the City.

Viewing the City's work and responsibilities, I have even more appreciation for the efforts of City staff, the contributions of Burlington's for profit and non-profit business community, residents, the City Council and numerous City commissions. We can all be proud of the community we've created. While there are always challenges, Burlington has the ability to address them. Let's move forward in our hopes for building a better City.

What follows are some highlights of the past year:

### **Building Safe, Affordable Housing**

The City continued its support for affordable housing by providing funding and technical assistance, leading to 60 new affordable housing units while helping 23 people move toward home ownership. The City also advocated for a stronger inclusionary zoning requirement in the new Zoning Ordinance, including a \$100,000 per unit payment for developers to "build" affordable units off-site.

We continued to pay attention to the safety and quality of our housing stock. Federal funding for the Burlington Lead Program – an award-winning national model – was threatened in the past year but, in concert with our Congressional delegation, the City was successful in the search to find new grant money to continue the program. The City's Code Enforcement Office continued to pursue high standards for completing minimum housing code inspections and investigating zoning violations.

For those without access to housing, we helped over 1,500 homeless people find a safe, warm place to sleep, consistent with our 10 year plan to end homelessness. The City also helped over 2,100 people keep their heat on.

### **Building and Supporting a Thriving Local Economy**

Burlington continued to be a good place to do business. The local economy was recognized once again by Moody's Investor's services, one of the factors leading to the City's retention of its high AA3 Bond rating.

Economic development activities supported the start-up of 32 new businesses, helped to retain or expand 19 businesses, and led to the creation of 412 permanent FTE jobs, 1,156 construction jobs, and the retention of 149 permanent FTE jobs.



**Bob Kiss**  
Mayor



*Mayor Kiss with U.S. Fed Cup Team and youth tennis players on Church Street.*

The Church Street Marketplace maintained its status as one of the most successful pedestrian malls in the country, continuing to attract new businesses and throngs of shoppers. And, the Burlington International Airport continues to be an important regional hub, serving the needs of residents, tourists, and business travelers. The importance and impact of the Airport on our local and regional economy cannot be overstated.

We continue to look for opportunities for appropriate commercial development in



## CITY OF BURLINGTON, VERMONT **Mayor's Message** continued

the downtown and Waterfront. This included a focused effort on plans to redevelop the decommissioned Moran Power Plant into a year-round, multi-use park and recreation site which will enhance the local economy while bringing substantial benefits to the entire community.

### **Building and Supporting Community**

The City supports citizen participation through the Neighborhood Planning Assemblies (NPAs) and AmeriCorps VISTA efforts in countless neighborhood associations and community meetings. One VISTA effort of special note was developing a multi-faceted approach to attack the problem of uninvited graffiti in the community.

Our schools continue to become more diverse and adaptable to meet the ever-changing needs of public education in our community. This past year the School District grappled with the issue of socio-economic integration in a series of public meetings and a comprehensive parent survey.

The Fletcher Free Library is a tremendous asset, not just with its expanded resources, but as a community center for all ages.

### **Providing Essential Services**

This year the City made a concerted effort to keep the streets paved, plowed and clean, replace sidewalks, remove trash from neighborhoods, provide clean tap water, run the "Blue Box" recycling program, and provide wastewater services. The Public Works Department with support of other City departments should be applauded for its hard work during the historic "Valentine's Day Storm."

The Police and Fire Departments continued to provide exemplary, community-based services. The Fire Department maintained very short response times to calls for assistance and had a comprehensive fire prevention program. The Police Department continued its successful "community policing" model and proactive approaches towards crime prevention. The Police Department also responded with competence and compassion when the community experienced the tragic murder of Michelle Gardner Quinn.

Burlington Telecom expanded its "triple-play" roll-out of internet, television and telephone services in the city. We should appreciate the growing importance and value of Burlington Telecom services in the community and local economy.

### **Building a More Livable and Sustainable City**

This past year we strengthened the City's Legacy Project by hiring two co-directors, focusing on social equity and environmental sustainability. The Legacy Project brings together City departments, non-profit and business partners to develop and implement a vision of economic, environmental and social sustainability for Burlington.

The City completed its sale of 179 acres of land to the Intervale Center to support local food production and land conservation in the Intervale forever. The Intervale continues to be a unique place among urban centers as an expanse of floodplain and agricultural land in the heart of the City.

The Burlington Electric Department draws over 66% of its energy from renewable energy sources, exceeding national benchmarks, and with a goal of achieving 100% of City power from renewable energy sources.

The Waterfront continues to be a treasure for residents and a draw both regionally and nationally. We continued to improve our bike paths around the city and make better connections with the Waterfront bikeway.

The City completed a draft City-wide Transportation Plan. Progress was made toward a transportation vision that accommodates and encourages alternative forms of transportation, such as walking, biking and use of public transportation.

### **Challenges Ahead**

Many of the above accomplishments and issues are intertwined. In order for Burlington to remain a thriving economy and vibrant community, we need to do what a City does well — maintain streets and sidewalks, build affordable housing, activate and include an engaged citizenry, provide reliable electric power and telecom services, and adequately support public safety and good public schools, among



many other things. As a community hard at work, in almost all respects, Burlington is a success story. The constructive challenges we face are ones many other cities would like to have.

### **The City Budget**

As mentioned above the City developed a budget for FY08 without an increase in the property tax. Our work towards building a responsible budget for future years is on-going. While the cost of providing City services increases, especially personnel costs, the funding of these services rests too heavily on property taxes. One of our tasks is to make the City retirement system more sustainable. The work of a Mayoral Task Force studying the pension system is being augmented by additional review from an employee-based committee formed to consider possible changes in the retirement system.

### **Appropriate Planning and Development**

Work on the Zoning Rewrite progressed through FY07, and among the many challenges to completing this comprehensive project was striking an appropriate balance between protecting what we know and like, while encouraging change and new development. We must continue to encourage commercial development in appropriate balance to housing development, and by extension to attract businesses to Burlington. At the same time, there are opportunities for housing development which we must take advantage of, such as increasing density in the downtown area and encouraging housing development in selected parts of residential areas. While the City and City Council has made substantial progress on appropriate zoning changes, several issues were deferred and need to be addressed in the coming year.

### **Meeting People's Needs**

Burlington has a high quality of life. Yet some residents still lack safe, decent and affordable housing, healthcare, food security, and the resources to meet basic household needs like heat and electricity. Bringing basic livability to all residents is a challenge

we recognize and strive to meet. Economic and social justice isn't achieved by accident and we need to continue to pay attention to these issues.



*Mayor Kiss at announcement of Fair Housing Grant awarded to CVOEO.*

### **Acknowledgments**

I would like to thank all City staff, department heads, the City Council, commissioners, and task force members for their considerable efforts and hard work this year. Thank you in particular to Michael Monte and Tom Tremblay for their years of work as, respectively, CEDO Director and Police Chief as they have both now moved on to new roles and jobs in Vermont.

I would also like to thank businesses and non-profit organizations for their commitment to working with the City to make our community more livable, sustainable and fair.

Thank you to Senator Leahy, Senator Sanders and Congressman Welch for their strong and persistent support of Vermont and Burlington. And, thank you to the Burlington House and Senate delegations in the legislature for their work on the City's behalf in Montpelier.

Finally, I would like to thank Burlington residents for their unwavering interest and commitment in making our community a place to call home and a good place to live.



# City Officials Appointed by the Mayor 2007-2008

<b>Chief Administrative Officer</b> . . . . .	Jonathan P.A. Leopold, Jr.
<b>Director of Aviation, Burlington International Airport</b> . . . . .	Brian R. Searles
<b>Executive Director, Church Street Marketplace</b> . . . . .	Ron Redmond
<b>City Arts Director</b> . . . . .	Doreen Kraft
<b>City Assessor</b> . . . . .	John Vickery
<b>Assistant to the Mayor</b> . . . . .	Joe Reinert
<b>City Attorney</b> . . . . .	Kenneth Schatz
<b>Senior Assistant City Attorney</b> . . . . .	Eugene Bergman
<b>Assistant City Attorney</b> . . . . .	Nikki Fuller
<b>Assistant City Attorney</b> . . . . .	Richard Haesler, Jr.
<b>Assistant City Attorney</b> . . . . .	Kimberlee J. Sturtevant
<b>Superintendent, Cemetery Department</b> . . . . .	Wayne E. Gross
<b>Director, Code Enforcement</b> . . . . .	Kathleen Butler
<b>Community &amp; Economic Development Director</b> . . . . .	Michael Monte
<b>General Manager, Burlington Electric Department</b> . . . . .	Barbara L. Grimes
<b>Chief, Burlington Fire Department</b> . . . . .	Michael O'Neil
<b>Co-Director, Fletcher Free Library</b> . . . . .	Amber Collins
<b>Co-Director, Fletcher Free Library</b> . . . . .	Robert Resnik
<b>Co-Director, Fletcher Free Library</b> . . . . .	Robert Coleburn
<b>Human Resources Director</b> . . . . .	Larry Kupferman
<b>Director, Burlington Parks and Recreation</b> . . . . .	Wayne E. Gross
<b>Chief, Burlington Police Department</b> . . . . .	Thomas Tremblay
<b>Director, Department of Public Works</b> . . . . .	Steven Goodkind
<b>Emergency Management/Civil Defense Director</b> . . . . .	Michael O'Neil
<b>City Grand Juror</b> . . . . .	Eugene Bergman
<b>Assistant Grand Juror</b> . . . . .	Kenneth Schatz
<b>Assistant Grand Juror</b> . . . . .	Nikki Fuller
<b>Assistant Grand Juror</b> . . . . .	Kimberlee J. Sturtevant
<b>City Constable</b> . . . . .	Eugene Bergman
<b>Second Constable</b> . . . . .	Gordon H. Gilbert
<b>Harbor Master</b> . . . . .	Wayne E. Gross
<b>City Engineer and Surveyor</b> . . . . .	Steven Goodkind
<b>Pound Keeper</b> . . . . .	Jodi Harvey



**Chittenden County State Senators**

**Jim Condos (D)**

23 Victoria Drive  
 South Burlington, VT 05403  
 863-4511; ext. 373

**Ed Flanagan (D)**

131 Main Street, #702  
 Burlington, VT 05401  
 951-9500/862-3203

**Virginia "Ginny" Lyons (D)**

241 White Birch Lane  
 Williston, VT 05495  
 863-6129

**Hinda Miller (D)**

84 Deforest Heights  
 Burlington, VT 05401  
 660-4880

**Doug Racine (D)**

909 Wes White Hill Road  
 Richmond, VT 05477  
 434-2013

**Diane Snelling (R)**

304 Piette Road  
 Hinesburg, VT 05461  
 482-4382

**Burlington State Representatives**

**DISTRICT 3-1**

**Bill Aswad (D)**

74 Ridgewood Drive  
 Burlington, VT 05408  
 862-2067

**Kurt Wright (R)**

31 Vine Street  
 Burlington, VT 05408  
 658-1410

**DISTRICT 3-2**

**Mark Larson (D)**

64 Temple Street  
 Burlington, VT 05408  
 862-7596

**DISTRICT 3-3**

**Jason P. Lorber (D)**

231 Park Street  
 Burlington, VT 05401  
 863-9429

**Rachel Weston (D)**

78½ Pitkin Street  
 Burlington, VT 05401  
 999-6623

**DISTRICT 3-4**

**Christopher Pearson (P)**

39 Greene Street  
 Burlington, VT 05401  
 860-3933

**David Zuckerman (P)**

14 Germain Street  
 Burlington, VT 05401  
 863-2199

**DISTRICT 3-5**

**Johannah L. Donovan (D)**

38 Bayview Street  
 Burlington, VT 05401  
 863-4634

**Bill Keogh (D)**

21 Alder Lane  
 Burlington, VT 05401  
 862-5270

**DISTRICT 3-6**

**Kenneth W. Atkins (D)**

138 Dion Street  
 Winooski, VT 05404  
 655-1280

**Clem Bissonnette (D)**

11 Dufresne Drive  
 Winooski, VT 05404  
 655-9527

**Mayors of Burlington**

Albert L. Catlin . . . . . 1865–1866  
 Torrey Eglesby Wales . . . . . 1866–1868  
 Paul D. Ballou . . . . . 1868–1870  
 Daniel Chipman Linsley . . . . . 1870–1870  
 L. C. Dodge . . . . . 1871–1874  
 Calvin H. Blodgett . . . . . 1874–1876  
 J. D. Hatch . . . . . 1876–1883  
 George H. Morse . . . . . 1883–1885  
 Urban Adrian Woodbury . . . . . 1885–1887  
 W. W. Henry . . . . . 1887–1889  
 William August Crombie . . . . . 1889–1891  
 Seneca Haselton . . . . . 1891–1894  
 William James Van Patten . . . . . 1894–1896  
 H. S. Peck . . . . . 1896–1898  
 Elliot M. Sutton . . . . . 1898–1899  
 Robert Roberts . . . . . 1899–1901  
 D. C. Hawley . . . . . 1901–1903  
 James Edmund Burke . . . . . 1903–1907  
 Walter J. Bigelow . . . . . 1907–1909  
 James Edmund Burke . . . . . 1909–1911  
 Robert Roberts . . . . . 1911–1913

James Edmund Burke . . . . . 1913–1915  
 Albert S. Drew . . . . . 1915–1917  
 J. Holmes Jackson . . . . . 1917–1925  
 Clarence H. Beecher . . . . . 1925–1929  
 J. Holmes Jackson . . . . . 1929–1933  
 James Edmund Burke . . . . . 1933–1935  
 Louis Fenner Dow . . . . . 1935–1939  
 John J. Burns . . . . . 1939–1948  
 John Edward Moran . . . . . 1948–1957  
 C. Douglas Cairns . . . . . 1957–1959  
 James E. Fitzpatrick . . . . . 1959–1961  
 Robert K. Bing . . . . . 1961–1963  
 Edward A. Keenan . . . . . 1963–1965  
 Francis J. Cain . . . . . 1965–1971  
 Gordon H. Paquette . . . . . 1971–1981  
 Bernard Sanders . . . . . 1981–1989  
 Peter A. Clavelle . . . . . 1989–1993  
 Peter C. Brownell . . . . . 1993–1995  
 Peter A. Clavelle . . . . . 1995–2006  
 Robert S. Kiss . . . . . 2006–





CITY OF BURLINGTON, VERMONT  
**City Council 2007-2008**

**Ward 1**



**Ed Adrian (D)**  
 35 Brookes Ave  
 Burlington 05401  
 862-9851 (h); 233-2131 (c)  
 eadrian@comcast.net  
 Term ends 2008

**Sharon Foley Bushor (I)**  
 52 East Avenue  
 Burlington 05401  
 658-3604 (h)  
 sharonbushor@comcast.net  
 Term ends 2009



**Ward 2**



**Jane Knodell (P)**  
 10 Charles Street  
 Burlington 05401  
 862-2469 (h)  
 twjk@comcast.net  
 Term ends 2009

**Cheryl McDonough (P)**  
 48 Oak Street  
 Burlington 05401  
 862-0132 (h)  
 cheramcd@yahoo.com  
 Term ends 2008



**Ward 3**



**Timothy Ashe (P)**  
 62 Ward Street  
 Burlington 05401  
 318-0903  
 timashev@comcast.net  
 Term ends 2009

**Clarence Davis (P)**  
 15 Pitkin Street  
 Burlington 05401  
 846-7345 (h)  
 clarence777@gmail.com  
 Term ends 2008



**Ward 4**



**Russell Ellis (D)**  
 328 Shore Road  
 Burlington 05408  
 862-4584 (h)  
 rrellis@burlingtontelecom.net  
 Term ends 2008

**Kurt Wright (R)**  
 City Council President  
 31 Vine Street  
 Burlington 05408  
 658-1410 (h)  
 vinewright@burlingtontelecom.net  
 Term ends 2009



**Ward 5**



**William J. Keogh (D)**  
 21 Alder Lane  
 Burlington 05401  
 862-5270 (h)  
 bkeoghsr@yahoo.com  
 Term ends 2008

**Joan Shannon (D)**  
 41 Central Avenue  
 Burlington 05401  
 860-7489 (h&w)  
 jshannon@burlingtontelecom.net  
 Term ends 2009



**Ward 6**



**Andrew H. Montroll (D)**  
 409 South Union Street  
 Burlington 05401  
 658-2478 (h)  
 andym@montrolllaw.com  
 Term ends 2009

**Barbara Perry (I)**  
 292 South Union Street  
 Burlington 05401  
 658-6104 (h&w)  
 perrybd@burlingtontelecom.net  
 Term ends 2008



**Ward 7**



**Paul Decelles (R)**  
 96 Gosse Court  
 Burlington 05408  
 658-4367 (h)  
 pdecelles@comcast.net  
 Term ends 2008

**Craig Gutchell (R)**  
 165 Saratoga Avenue  
 Burlington 05408  
 860-1037  
 Term ends 2009



2007 ANNUAL FINANCIAL REPORT  
**City Council Committees 2007-2008**



**+BOARD OF FINANCE**

\*Mayor Kiss, *ex-officio*  
Jonathan Leopold, *ex-officio*  
Kurt Wright, *ex-officio*  
#Sharon Bushor  
#Andrew Montroll

**CHARTER CHANGE COMMITTEE**

\*Jane Knodell  
Joan Shannon  
Paul Decelles

**COMMUNITY DEVELOPMENT & NEIGHBORHOOD REVITALIZATION COMMITTEE**

\*Tim Ashe  
Russ Ellis  
Craig Gutchell

**INSTITUTIONS & HUMAN RESOURCE POLICY COMMITTEE**

\*Sharon Bushor  
Bill Keogh  
Craig Gutchell

**LICENSE COMMITTEE**

\*Clarence Davis  
Barbara Perry  
Cheryl McDonough

**ORDINANCE COMMITTEE**

\* Joan Shannon  
Tim Ashe  
Sharon Bushor

**PARKS, ARTS & CULTURE COMMITTEE**

\*Barbara Perry  
Paul Decelles  
Ed Adrian

**PRIORITY SETTING COMMITTEE**

\*Kurt Wright  
Jane Knodell  
Bill Keogh  
Barbara Perry

**PUBLIC SAFETY COMMITTEE**

\*Ed Adrian  
Jane Knodell  
Cheryl McDonough

**TRANSPORTATION, ENERGY & UTILITIES COMMITTEE**

\*Bill Keogh  
Andrew Montroll  
Clarence Davis

**TAX ABATEMENT COMMITTEE**

\*Jane Knodell  
Paul Decelles  
Russ Ellis

**CHANNEL 17 REPRESENTATIVE**

Andy Montroll

*All Committee members are appointed by the President of the City Council, except as otherwise indicated.*

*\* Indicates Chairperson*

*# Indicates member elected by City Council*

*+ The Litigation and Legal Services Oversight Committee is made up of the members of the Finance Board.*





# City Departments and Phone Numbers

## OFFICE HOURS

City Government  
Monday–Friday  
8:00 a.m.–  
4:30 p.m.

City Government  
Website:  
[www.ci.burlington.vt.us](http://www.ci.burlington.vt.us)

### Airport

Burlington International  
Airport  
Box 1, 1200 Airport Drive  
South Burlington, VT  
05403  
863-2874

### Arts

Burlington City Arts  
Memorial Auditorium  
250 Main Street  
Burlington, VT 05401  
865-7166

### Assessor

Room 17, City Hall  
Burlington, VT 05401  
865-7111

### Attorney

Room 11, City Hall  
Burlington, VT 05401  
865-7121

### Church Street Marketplace

2 Church Street  
Burlington, VT 05401  
863-1648

### Clerk/Treasurer

Room 23, City Hall  
Burlington, VT 05401  
865-7000

### Code Enforcement

645 Pine Street, Suite A  
Burlington, VT 05401  
863-0442

### Community & Economic Development

Room 32, City Hall  
Burlington, VT 05401  
865-7144

### Community Justice Center

125 College Street,  
2nd Floor  
Burlington, VT 05401  
865-7155

### Electric

585 Pine Street  
Burlington, VT 05401  
658-0300

### Emergency Management

136 South Winooski  
Avenue  
Burlington, VT 05401  
864-4554

### Fire

136 South Winooski  
Avenue  
Burlington, VT 05401  
864-4554

### Fletcher Free Library

235 College Street  
Burlington, VT 05401  
863-3403

### Reference Desk

865-7217

### Housing Authority

65 Main Street  
Burlington, VT 05401  
864-0538

### Human Resources

131 Church Street, 2nd FL  
865-7145

### Retirement

865-7139

### Job Hotline

865-7147

### Mayor

Room 34, City Hall  
Burlington, VT 05401  
865-7272

### Parks and Recreation

645 Pine Street, Suite B  
Burlington, VT 05401  
864-0123

### Cemetery

455 North Avenue  
Burlington, VT 05401  
863-2075

### Planning and Zoning

Room 17, City Hall  
Burlington, VT 05401  
865-7188

### Police

1 North Avenue  
Burlington, VT 05401  
658-2700

### Public Works Department

645 Pine Street, Suite A  
Burlington, VT 05401  
*Mailing Address:*  
P. O. Box 849  
Burlington, VT 05402  
863-9094

### Water Division

P. O. Box 878  
Burlington, VT 05402  
863-4501

### School District

150 Colchester Avenue  
Burlington, VT 05401  
864-8461

### Telecom

200 Church Street,  
Suite 101  
Burlington, VT 05401  
865-7529

## REGIONAL OFFICE AND PHONE NUMBERS

### Chittenden County Transportation Authority

1 Industrial Avenue  
Burlington, VT 05401  
*Mailing Address:*  
P. O. Box 609  
Burlington, VT 05402  
864-0211

### Chittenden Solid Waste District

209 Redmond Road  
Williston, VT 05495  
872-8100

### Winooski Valley Park District

Ethan Allen Homestead  
Burlington, VT 05401  
863-5744

2007 ANNUAL FINANCIAL REPORT  
**Important Dates for the Year 2008**



- February 27** . . . 12:00 noon deadline to register to vote in Annual City Election 2008
- March 3** . . . . . 7:30 p.m. deadline to request an early ballot for Annual City Election 2008
- March 4** . . . . . Annual City Election Day and Presidential Primary
- March 12** . . . . . 3rd quarterly property tax installment due for FY2008
- April 1** . . . . . 4:30 p.m. deadline for dog registrations
- April 7** . . . . . Organizational meeting of Burlington City Council and swearing-in of City Councilors
- June 2** . . . . . Annual Meeting of City Council (Mayoral and Commission/Board Appointments)
- June 12** . . . . . 4th and final quarterly property tax installment due for FY2008
- August 12** . . . . . 1st quarterly property tax installment due for FY2009
- September 3** . . . 5:00 p.m. deadline to register to vote in Primary Election 2008
- September 9** . . . Primary (Gubernatorial) Election
- October 29** . . . . 5:00 p.m. deadline to register to vote in Presidential Election 2008
- November 4** . . . General Election
- November 12** . . . 2nd quarterly property tax installment due for FY2009

**City Holidays for the Year 2008**

- NEW YEAR'S DAY** . . . . . Tuesday, January 1, 2008
- MARTIN LUTHER KING DAY** . . . . Monday, January 21, 2008
- PRESIDENT'S DAY** . . . . . Monday, February 18, 2008
- TOWN MEETING DAY** . . . . . Tuesday, March 4, 2008
- MEMORIAL DAY** . . . . . Monday, May 26, 2008
- INDEPENDENCE DAY** . . . . . Friday, July 4, 2008
- BENNINGTON BATTLE DAY** . . . . Friday, August 15, 2008 (Observed)
- LABOR DAY** . . . . . Monday, September 1, 2008
- COLUMBUS DAY** . . . . . Monday, October 13, 2008
- VETERAN'S DAY** . . . . . Tuesday, November 11, 2008
- THANKSGIVING DAY** . . . . . Thursday, November 20, 2008
- CHRISTMAS DAY** . . . . . Thursday, December 25, 2008





**Ward 1**

**Katherine Chasan**  
209 N. Prospect Street  
Burlington 05401  
865-3875 (h)  
kchasan@bsdvt.org  
Term ends 2008

**Keith Pillsbury**  
25 University Terrace  
Burlington 05401  
862-3575 (h)  
kpillsbury@bsdvt.org  
Term ends 2009

**Ward 2**

**Christopher Haessly**  
P.O. Box 8832  
Burlington 05402  
578-6144 (h)  
chaessly@bsdvt.org  
Term ends 2008

**Jen Lazar**  
14 Crombie Street  
Burlington 05401  
865-0541(h)  
jlazar@bsdvt.org  
Term ends 2009

**Ward 3**

**Vincent J. Brennan**  
175 Park Street  
Burlington 05401  
764-6613(c)  
vbrennan@bsdvt.org  
Term ends 2008

**Marrisa Caldwell**  
204 Park Street  
Burlington 05401  
578-7375 (h)  
mcaldwell@bsdvt.org  
Term ends 2009

**Ward 4**

**Katherine Connolly**  
94 Stirling Place  
Burlington 05408  
658-0678 (h)  
kconnolly@bsdvt.org  
Term ends 2008

**Wally Elliott**  
112 Curtis Avenue  
Burlington 05408  
864-4437 (h)  
welliott@bsdvt.org  
Term ends 2009

**Ward 5**

**Fred Lane**  
12 Catherine Street  
Burlington 05401  
660-4918 (h)  
flane@bsdvt.org  
Term ends 2009

**Amy Werbel**  
12 Catherine Street  
Burlington 05401  
660-4918 (h)  
awerbel@bsdvt.org  
Term ends 2008

**Ward 6**

**Barbara Crook**  
116 Deforest Road  
Burlington 05401  
658-4172 (h)  
bcrook@bsdvt.org  
Term ends 2008

**Jurij Homziak**  
29 Crescent Terrace  
Burlington 05401  
658-6434 (h)  
jhomziak@bsdvt.org  
Term ends 2009

**Ward 7**

**Thomas Fleury, Chair**  
14 Village Green  
Burlington 05408  
651-0978 (h)  
tfleury@bsdvt.org  
Term ends 2008

**Robert Hooper**  
44 Charity Street  
Burlington 05408  
862-0708(h)  
rhooper@bsdvt.org  
Burlington 05408  
Term ends 2009



2007 ANNUAL FINANCIAL REPORT  
**City Commissioners 2007-2008**



Name	Address	Party	Ward	(H)Phone	(W)Phone	Appt	Expires
<b>*ADVISORY COMMITTEE ON ACCESSIBILITY (RESOLUTION 9/90)</b>							
Peter Carlough	64 Bilodeau Court		1	863-2249		MA	
c Marc Companion	13 Maplewood Drive			658-9152		MA	
s VACANT							
Sheila Gorski	84 S Meadow Drive		6	658-9391		MA	
Harriet Smith	32 Vine Street		4	865-2811		MA	
VACANT						MA	
Michael Watson	130 Church Street, Suite 1				860-6203	MA	
<b>+AIRPORT COMMISSION (4 year term) (Charter Sections 120, 121, 276)</b>							
c Michael Flaherty	159 Economou Farm Road, So. Burl.			864-5251		SB	6/30/10
s Tamara Gagne	Airport Dept.				863-2874		
Gene Richards III	168 Summit Street	I	6	658-5620	343-9909	CCM	6/30/11
Robert E. Miller	40 College Street, Ste. #601 R		3	660-2940	864-5830	CCM	6/30/08
Miro Weinberger	14 Summit Street		6	863-6495	865-6991	CCM	6/30/10
Mary Sprayregen	51 Monroe Street		3	578-3189	863-3489	CCM	6/30/09
<b>BOARD OF ASSESSORS (3 year term) (Charter Sections 120, 126)</b>							
Richard Kemp	288 Flynn Avenue, #20			862-4418		CCM	3/31/08
John Vickery	1st Floor, City Hall			865-7112		CCM	3/31/09
Mary Peabody	157 Starr Farm Road		4	864-6910	223-2389	CCM	3/31/09
<b>BURLINGTON HOUSING AUTHORITY BOARD OF COMMISSIONERS (5 year term) (24 V.S.A. 4004)</b>							
Sheila McLaughlin Gorski	84 South Meadow Drive			658-9391		MA	1/17/08
s Paul Dettman	Housing Authority Office			864-0538	x210		
c Michael Knauer	257 Van Patten Pkwy		7	863-5429		MA	1/17/09
Constance Krosney	45 Alfred Terrace		6	658-3764		MA	1/17/11
Erin Baker	UVM-428 Waterman Bldg. D			656-0753		MA	1/17/12
v Neil Wheelright	305 Maple Street		6	658-9284		MA	1/17/10
<b>+CEMETERY COMMISSION (3 year term) (Charter Sections 120, 121, 126, 218)</b>							
c Rita Church	146 Lakewood Parkway		4	862-8051		CCM	6/30/08
Jennifer Diaz	PO Box 8663	D	5	862-0356	847-9554	CCM	6/30/08
v Gary G. Gile	179 Crescent Beach Drive	D	4	862-9235	864-4566	CCM	6/30/10
Jane Ewing	34 River View Drive		7	864-4424		CCM	6/30/09
Monica Lafayette	17 Rivermount Terrace	D	7	658-4442	764-6613	CCM	6/30/10
<b>CHITTENDEN COUNTY METROPOLITAN PLANNING ORGANIZATION (2 yr term) (23 USC 104(f)(3)&amp;134(b)(2);23 CFR 450.100)</b>							
Andrew Montrull	409 South Union Street	D	6	658-2478		CC	6/30/08
William Keogh (Alt.)	21 Alder Lane	D	5	862-5270		CC	6/30/08
<b>CHITTENDEN COUNTY REGIONAL PLANNING COMMISSION (2 year term) (24 V.S.A. 4342-4343)</b>							
William N. Aswad (Rep.)	74 Ridgewood Drive	D	4	862-2067		CCM	7/31/08
Peter Potts (Alt.)	96 Lakewood Parkway		4	863-4609		CCM	7/31/08
<b>CHITTENDEN COUNTY TRANSPORTATION AUTHORITY (3 year term) (24 V.S.A. 5107)</b>							
Bennett Truman	25 Pennington Drive			862-5183		CC	6/30/08
S. Chapin Spencer	58 Conger Avenue	P	5	864-2974	652-2453	CC	6/30/10
<b>CHITTENDEN SOLID WASTE DISTRICT BD OF COMMISSIONERS (2 year term) Charter Sec. 1,2 &amp; 10, (CSWD)</b>							
Steve Goodkind	262 Ethan Allen Parkway		7	658-7977	863-9094	CC	5/31/08
Nicole Losch	DPW-Pine Street-				865-5833	CC	5/31/08

- c = Commission Chair
- v = Commission Vice Chair
- co = Commissioner
- s = Staff Person
- a = Alternate Member
- y = Youth Representative (non-voting)
- t = Trustee

- ABBREVIATIONS:
- CC = Appointed by the City Council
  - CCM = Appointed by the City Council with Mayor Presiding
  - ExD = Ex-Officio Designate
  - ExO = Ex-Officio Member
  - EmA = Elected by Class A members of the City retirement system
  - EmB = Elected by Class B members of the City retirement system
  - EMP = Elected by employees of the Fletcher Free Library
  - FFL = Appointed by trustees of the Fletcher Free Library
  - MA = Appointed by the Mayor
  - NPA = Appointed by NPA with confirmation by the City Council
  - SB = Appointed by the City Council of South Burlington

- I = Independent
- R = Republican
- D = Democrat
- P = Progressive
- WC = World Citizens



CITY OF BURLINGTON, VERMONT  
**City Commissioners continued**

Name	Address	Party	Ward	(H)Phone	(W)Phone	Appt	Expires
<b>**CHURCH STREET MARKETPLACE DIST. COMMISSION (3 year term) (Charter Section 322)</b>							
M. Cecilia Daly	28 Overlake Park		6	864-0957	658-6665	CC	6/30/10
Daniel P. Smith	22 Linden Terrace	I	5	373-6625	862-5726	CC	6/30/09
Joseph S. Carton	29 Greenwood Avenue	R		878-5492	864-4700	CC	6/30/10
Robert Fuller	30 Creamery Street			453-4961	863-3759	CC	6/30/09
Lorrie Tucker	340 South Cove Road	I	5	658-3093	864-0414	CC	6/30/10
v Jeffrey R. Nick	151 Deer Run Drive	R		985-3633	876-6923	CC	6/30/10
Lara H. Allen	151 Robinson Parkway			862-9450	860-2220	CC	6/30/08
Eugene E. Richards III	168 Summit Street	R	6	658-5620	660-9495	CC	6/30/08
Daniel S. Latcheran	7 Hagan Drive	R		764-5935	658-2545	CC	6/30/08
<b>CONSERVATION BOARD (4 year term) (24 V.S.A. 4502)</b>							
s Scott Gustin	Planning and Zoning Dept.				865-7189		
c Harris Roen	46 Scarff Avenue			658-5815		CC	6/30/08
Matthew Moore	14 Adsit Court	D	1	864-0069	863-8424	CC	6/30/09
William Flender	119½ Howard Street		5	540-0058	660-2555	CC	6/30/09
Rene Kaczka-Valliere	80 Austin Drive, Unit 177	WC	5	864-0993	399-4306	CC	6/30/08
Scott Mapes	426 South Winooski Avenue		6	658-9966	864-8100	CC	6/30/09
Don Meals	84 Caroline Street		5	862-6632	862-6632	CC	6/30/10
Danielle Allen	77 Pomeroy Street	D	1	864-2862		CC	6/30/09
Miles E. Waite	138 Spruce Street	D	6	860-6421	860-9400	CC	6/30/11
Jeff Severson	136 Lyman Avenue	I	5	660-8312	660-8312	CC	6/30/11
y VACANT							
<b>#DESIGN ADVISORY BOARD (3 year term) (Code, Appendix A, Section 2.3.2)</b>							
DK Johnston	127 Northshore Drive		4	660-8895	878-6704	CCM	6/30/08
Cleary Buckley	205 Archibald Street					CCM	6/30/10
s Kathy Parrott	Planning and Zoning Dept.				865-7192		
Adam M. Portz	137 North Winooski Ave., Apt#2			865-2553	658-3555	CCM	6/30/09
Ronald Wanamaker	462 South Willard Street	I	6	865-6056	865-6056	CCM	6/30/10
Sean McKenzie	137 Mansfield Avenue			660-9088	864-4354	CCM	6/30/08
James K. Drummond (Alt.)	64 North Prospect Street			863-4982		CCM	6/30/08
Amy Johnston (Alt.)	573 South Willard Street			862-0629	863-8525	CCM	6/30/08
<b>DEVELOPMENT REVIEW BOARD (4 year term) (Code Appendix A, Section 81(A))</b>							
Jonathan Stevens	44 Drew Street	I	3	658-6018	658-4141	CC	6/30/09
Kevin Worden	23 Brookes Avenue		1	658-7471	863-6225	CC	6/30/10
c Austin D. Hart	39 Cliff Street	I	6	865-9165	864-5751	CC	6/30/11
Glenn A. Jarrett	105 Robinson Parkway	I	6	863-6587	864-5743	CC	6/30/10
Eleanor Briggs Kenworthy	170 Dale Road	R	4	862-7122	879-5151	CC	6/30/11
Michael Long	55 Henry Street	I	1	863-2056	658-1570	CC	6/30/11
v Eric S. Miller	505 South Willard Street		6	863-1956	864-9891	CC	6/30/09
s Kathy Parrott	Planning and Zoning Department				865-7192		
a Brad Rabinowitz	35 Shelburne Street	I	5	863-3504	658-0430	CC	6/30/11
a Diane Gayer	21 Redstone Terrace	I	6	862-4175	355-2150	CC	6/30/11
<b>+ELECTRIC LIGHT COMMISSION (3 year term) (Charter Sections 120, 121, 126, 226)</b>							
Jan Harris	96 Linden Terrace	I	5	864-1892	658-6060	CCM	6/30/08
s Patti Crowley	Burlington Electric Dept.				865-7415		
Sarah K. Judd	66 Peru Street	I	3	862-4094	223-5221	CCM	6/30/09
Robert Henderdeen	83 Nottingham Lane	I	4	862-5017		CCM	6/30/10
v Scott Johnstone	32 Birchwood Lane			864-6826	660-4071	CCM	6/30/08
c Jennifer Wallace-Brodeur	172 Staniford Road	D	4	862-5183	224-1113	CCM	6/30/10

FOOTNOTES:

+ All commissions marked with a plus (+) are subject to the restrictions that no more than 2/3 of the members may be from one political party (Charter Section 123). (See also restrictions on Church Street Marketplace District Commission and Board for Registration of Voters, below.)

\* The Advisory Committee on Accessibility must consist of four residents of Burlington and one resident of an adjacent community, and all members shall be persons with disabilities within the meaning of federal law.

\*\*The Church Street Marketplace District Commission must consist of seven legal voters of the State of Vermont, not less than five of whom must be legal voters of the City of Burlington. No more than four at any one time may be from the same political party. Two members (who need not be residents) shall at all times be proprietors or managers of a retail establishment that is within the District (Charter Section 322).

X All members of the Conservation Board must have a demonstrated commitment to environmental conservation. Three members should have expertise in one of the following areas: environmental law, environmental science, civil engineering or natural resource planning.



Name	Address	Party	Ward	(H)Phone	(W)Phone	Appt	Expires
<b>FENCE VIEWERS (1 year term) (24 V.S.A. 871)</b>							
Nat Ayer	35 DeForest Heights		6	862-3671	862-3966	CC	6/30/08
VACANT						CC	6/30/08
VACANT						CC	6/30/08
<b>+FIRE COMMISSION (3 year term) (Charter Sections 120, 121, 126, 196)</b>							
v Frank A. Austin					863-7480	CCM	6/30/08
s Tracy Brooks	Fire Dept.				864-4554		
Kevin McLaughlin	51 Clymer Street	D	6	862-7222	863-4341	CCM	6/30/08
Jacob Perkinson	56 Ledge Road	D	6	864-3529	862-0030	CCM	6/30/09
c Mark Saba	171 Crescent Road	I	6	863-3817	479-0136	CCM	6/30/10
Linda Sheehey	139 Mansfield Avenue	D	1	658-2605		CCM	6/30/10
<b>+FIRE WARDENS (1 year term) (Charter Section 121; Ordinance 13-38)</b>							
Thomas M. Costello	Burlington Fire Dept.					CCM	6/30/08
Terence J. Francis	Burlington Fire Dept.					CCM	6/30/08
Seth S. Lasker	Burlington Fire Dept.					CCM	6/30/08
Thomas Mantone	Burlington Fire Dept.					CCM	6/30/08
Scott E. Moody	Burlington Fire Dept.					CCM	6/30/08
Michael A. Richard	Burlington Fire Dept.					CCM	6/30/08
Leroy N. Spiller	Burlington Fire Dept.					CCM	6/30/08
James P. Whitehouse	Burlington Fire Dept.					CCM	6/30/08
Stephen E. Bourgeois	Burlington Fire Dept.					CCM	6/30/08
James M. Woodman	Burlington Fire Dept.					CCM	6/30/08
<b>BOARD OF HEALTH (3 year term) (Charter Sections 120, 121, 126, 277)</b>							
s Britta Mainello	CODE-Admin.				863-0442		
Jay Vos	42 Conger Avenue #6	WC	5	324-8219		CCM	6/30/08
Fernand Crete	69 Saratoga Avenue		7	863-5696	847-4728	CCM	6/30/08
Ian C. Galbraith	94 No. Winooski Avenue	D	2	864-4097		CCM	6/30/10
Mary D. Hart	18 Billings Court	I	7	864-9014	316-9608	CCM	6/30/10
c Alan R. Sousie	32 Birch Court			373-2592	658-1573	CCM	6/30/09
<b>HOUSING BOARD OF REVIEW (5 year term) (Ordinance 18-35 to 18-69)</b>							
Suzanne Hebel	45 School Street	R	2	777-6700	657-7900	CC	6/30/11
Owen Mulligan	305 S. Union Street #3	WC	5	355-5247	355-5247	CC	6/30/08
s Lisa Jones	Attorney's Office				865-7122		
Jim Holway	63 Loaldo Drive	D	4	865-4471	310-6065	CC	6/30/12
Jules Fishelman	21B Pitkin Street			865-3289	658-6060	CC	6/30/09
Susan Linnell	53 Van Patten Parkway		7	846-7881	846-7881	CC	6/30/11
<b>LIBRARY BOARD OF COMMISSIONERS (3 year term) (Charter Sections 120, 121, 126, 179)</b>							
tc Mike Schultz	UVM-411 Main Street				656-3228	FFL	6/30/10
co Rebecca Goldberg	96 Summit Street		6		862-0546	EMP	6/30/08
co Laban Hill	129 Home Avenue			658-6086		CCM	6/30/08
t Philip Baruth	87 Curtis Avenue		4	864-6821		FFL	6/30/09
Jane Pearl	1 Woodridge Drive	D	4	658-2480		CCM	6/30/10
tvc Doug Montgomery	111 North Prospect St.			862-1622		FFL	6/30/08
Sarah Cohen	24 Oak Street	I	2	862-6046	651-5942	CCM	6/30/09
co Linda Severance Smith	288 Flynn Avenue #16	D	1	660-8666		CCM	6/30/09
y Amelia Schlossberg	166 Loomis Street			862-2069			
t Lajiri Van Ness-Otunnu	1002 Ethan Allen Ave., Apt. B			655-4174		FFL	6/30/09

# The Design Review Board is subject to the requirement that three of its five members shall be members of any of the following professions: architect, landscape architect, engineer, contractor, or real estate developer (Code, Appendix A, Section 18(E)).

| One member of the Board of Health must be a health practitioner who is either a physician, physician's assistant or nurse practitioner in the City of Burlington.

@ The Board for Registration of Voters may have no more than five of its nine members of the same political party (Charter Section 43).





CITY OF BURLINGTON, VERMONT  
**City Commissioners continued**

Name	Address	Party	Ward	(H)Phone	(W)Phone	Appt	Expires
<b>BOARD OF MEDICAL EXAMINERS (3 year term) (Charter Sections 120, 121, 126, 179)</b>							
Tim Fitzgerald MD	1233 Shelburne Road, Suite D1					CCM	6/30/09
Frank J. Landry MD	1205 North Avenue					CCM	6/30/09
Delores Burroughs-Bron MD	110 Kimball Avenue, Suite 115					CCM	6/30/09
<b>+PARKS AND RECREATION COMMISSION (3 year term) (Charter Sections 120, 121, 126, 203)</b>							
c John Ewing	34 River View Drive	D	7	864-4424		CCM	6/30/08
Stephen Allen	64 Alder Lane	I	5	863-4248	863-6693	CCM	6/30/10
Carolyn Pierce Hanson	118 Spruce Street		6	860-6638	652-0380	CCM	6/30/08
v Barbara Nolfi	67 Peru Street	P	3	658-4857	862-1289	CCM	6/30/09
Dave Hartnett	27 Browe Court	I	4	864-7895	660-8680	CCM	6/30/10
s Joanne Putzier	Parks and Recreation Dept.				864-0124		
y VACANT							
<b>+PLANNING COMMISSION (4 year term) (24 VSA 4322-4323; Char Sec 120, 121, 126)</b>							
Bruce Baker	61 Saratoga Avenue		7	860-0174	652-1400	CCM	6/30/11
Norman Williams	381 South Union Street		6	660-8901	658-0220	CCM	6/30/09
Colin McNeil	12 Adams Street	D	6	318-1475	863-2865	CCM	6/30/08
s Elsie Tillotson	Planning & Zoning				865-7188		
vc Ralph Montefusco	172 Woodbury Road		4	862-4085	598-5613	CCM	6/30/10
c Peter Potts	96 Lakewood Parkway	R	4	863-4609		CCM	6/30/10
David Gurtman	28 Russell Street	D	2	338-6421	864-5751	CCM	6/30/11
Emily Stebbins	89 Pitkin Street, Apt#1		3	324-4345	656-4421	CCM	6/30/09
y Casey Klyszeiko	77 Robinson Parkway			658-6883			
<b>+POLICE COMMISSION (3 year term) (Charter Sections 120, 121, 126, 183)</b>							
v Yves E. Bradley	457 South Union Street	I	6	864-9063	863-8210	CCM	6/30/10
William Bryant	61 Ferguson Avenue		5	660-8173	496-2218	CCM	6/30/08
c Jerome F. O'Neill	18 Harbor Watch Road	D	5	865-2336	865-4700	CCM	6/30/09
Sarah Kenney	10 Ward Street		3			CCM	6/30/08
Ted Wimpey	10 Charles Street	P	2	862-2469	660-3456	CCM	6/30/10
<b>+PUBLIC WORKS COMMISSION (3 year term) (Charter Section 48LXIII)</b>							
c Robert P. Alberry	41 Killarney Drive	D	4	863-5452	865-7450	CCM	6/30/09
Dawn Moskowitz	178 Locust Terrace	D	5	865-0324	865-2003	CCM	6/30/09
Marc Sherman	391 Ethan Allen Parkway		7	863-7941	860-0190	CCM	6/30/09
John Ackerson	243 Austin Drive	R	5	862-7830	879-8733	CCM	6/30/10
Donald Dugan	96 Ferguson Avenue	D	5	660-9954	660-9954	CCM	6/30/08
s Charlene/Valerie	DPW-Admin/Eng				863-9094		
Margaret Gundersen	376 Appletree Point Road	D	4	865-6253	865-9955	CCM	6/30/10
Jeffrey Padgett	53 Catherine Street	I	5	864-6713	658-2445	CCM	6/30/08
<b>RETIREMENT BOARD (3 year term) (Ordinances 24-47, 24-48, 24-50)</b>							
Ken Trombley	585 Pine Street			878-5427	865-7451	EmB	6/30/09
s Marina Ushakova	Retirement Office				865-7097		
Donald Horenstein	508 Wake Robin Drive	I	4	862-5490	985-2992	CCM	6/30/08
Jonathan Leopold	Clerk/Treasurer's Office				865-7019	ExO	
Robert Hooper	44 Charity Lane	D	7	862-0708	951-0029	CCM	6/30/10
Thomas Middleton	c/o Retirement Office				864-5577	EmA	6/30/10
v Sgt. John C. Lewis	BPD, 1 North Avenue				658-2704	EmA	6/30/09
Paul Paquette	951 Sunset Hill Road					EmB	6/30/10
c James T. Strouse	155 Killarney Drive	R	4	864-4646	652-6167	CCM	6/30/09



Name	Address	Party	Ward	(H)Phone	(W)Phone	Appt	Expires
<b>BOARD OF TAX APPEALS (3 year term) (Charter Section 91, 2 Real Estate Prof.)</b>							
Benjamin Weber	24 Adams Court		6	863-4043	865-2655	CCM	6/30/09
Thomas J. Donovan, Jr.	451 St. Paul Street #1	D	5	999-2401	652-0386	CCM	6/30/10
Steven Lipkin	25 Crescent Road	D	6	860-2675	846-9575	CCM	6/30/08
v David Aman	424 South Union St, Apt 1R6			310-5808		CCM	6/30/08
s Lori Olberg	Clerk /Treasurer's Office				865-7136		
William Mason (Chip)	33 Scarff Avenue	I	5	660-2822	658-0220	CCM	6/30/09
VACANT						CCM	6/30/10
c Jeffrey Wick	15 Mount View Court	I	6	863-2870	658-3037	CCM	6/30/08
<b>TELECOMMUNICATIONS ADVISORY COMMITTEE (3 year term)</b>							
<b>(Resolution 8.01, 10/12/04; Resolution 6.02, 5/23/05)</b>							
Michael Burak	31 Dunder Road	P	5	658-4664	862-0500	CC	6/30/08
Greg Epler Wood	369 South Union Street	D	6	860-6473	861-7364	CC	6/30/09
Timothy George	7 Brandywine Street		7	862-5091	383-1328	CC	6/30/08
Jan Schultz	17 Bayview Street		6	862-9569		CC	6/30/10
Christopher Thompson	17 Ledgemere Street		5	658-7764	658-7764	CC	6/30/10
Michael Wood Lewis	66 Caroline Street		5	859-0049	540-0069	CC	6/30/09
Patrick D. Griffin	325 South Willard Street	I	6	658-6431	860-7172	CC	6/30/08
<b>TOWN SERVICE OFFICER (1 year term) (appointed by communication to cico)</b>							
M. Jean Erno	30 Hayward Street	I	5	863-1060		CC	4/15/08
<b>@BOARD FOR REGISTRATION OF VOTERS (5 year term) (Charter Section 43)</b>							
Elisabeth Mickenberg	10 Nash Place	I	1	658-6250	865-6133	CCM	6/30/10
Christina McCaffrey	89 Ledge Road	R	6	862-3133		CCM	6/30/11
John Davis	52 Booth Street			864-8274	651-0730	CCM	6/30/09
Carlton Dunn	161 Austin Dr #146	D	5	660-2997	864-9075	CCM	6/30/12
Beth McDermott	131 Main Street #205	D	3	658-9158	443-5787	CCM	6/30/08
Michelle Lefkowitz	71 Park Street	P	3	864-7306	864-0218	CCM	6/30/11
Martha Gile	179 Crescent Beach Drive	D	4	862-9235	864-0123	CCM	6/30/10
VACANT						CCM	6/30/12
s Margaret Poirier	Clerk Treasurer's Office				865-7137		
Joanna Cole	108 Rivers Edge Drive	D	7	660-7175		CCM	6/30/09
<b>WINOOSKI VALLEY PARK DISTRICT (3 year term) (24 VSA 4861ff;1972 Agrmnt to Create WVPD)</b>							
Roger Marshall	161 Austin Drive #9		5	862-3186		CC	6/30/09



# Regularly Scheduled Commission Meetings



## Airport Commission

Monthly at 4:00 p.m., for dates  
call 863-2874

## Cemetery Commission

4th Tuesday, 4:30 p.m.  
455 North Avenue

## Conservation Board

1st Monday, 5:30 p.m.  
Conference Room 12, City Hall

## Design Advisory Board

2nd and 4th Tuesdays, 3:00 p.m.  
Conference Room 12, City Hall

## Development Review Board

1st and 3rd Tuesdays, 5:00 p.m.  
Contois Auditorium

## Electric Commission

2nd Wednesday, 5:30 p.m.  
Burlington Electric, 585 Pine St.

## Fire Commission

Tuesday, 8:00 a.m.  
call 864-4554 x11

## Board of Health

Monthly, for dates  
call 865-7510

## Housing Authority

2nd Tuesday, 6:30 p.m.  
Call 864-0538 for location

## Library Board

2nd Thursday, 5:00 p.m.  
Fletcher Free Library

## Parks Commission

3rd Tuesday, 5:00 p.m.  
645 Pine Street

## Planning Commission

2nd and 4th Tuesdays, 6:30 p.m.  
Conference Room 12

## Police Commission

Monthly, for dates  
call 658-2704 x111

## Public Works Commission

1st Wednesday, 6:15 p.m.  
645 Pine Street

## Retirement Board

3rd or 4th Thursday, 8:30 a.m.  
Conference Room 12, City Hall

## Voter Registration Board

1st Tuesday, 6:00 p.m.  
Conference Room 12, City Hall

## Board of Tax Appeals

Wednesday, 5:30 p.m.  
call 865-7000

Photo: Melanie Brotz



*Contra-flow lane on South Winooski Avenue.*



**T**he Burlington Legacy Project was started in 1999 as a community planning initiative to guide Burlington's future and make ours a more sustainable city. Legacy gathered ideas from more than a thousand city residents and created a comprehensive action plan for the economic, environmental, and social health of the city. Legacy connects diverse initiatives in the city, identifies key priorities, raises awareness on sustainability, and creates a comprehensive plan to guide the economic, environmental, and social health of Burlington for years to come. 2007 brought two new co-coordinators to Legacy, Wanda Hines and Jennifer Green, and the continued development of the goals outlined in the original Legacy Action Plan endorsed by the City Council in 2000.

Highlights of the past year include:

#### **Creating a Vibrant Urban Center**

- In September of 2007, the Lake Champlain Regional Chamber of Commerce and the Burlington Business Association (BBA) completed the Burlington Regional Branding project with the launch of a Branding tool kit. The tool kit is posted on the chamber's web site at <http://www.vermont.org/business/index.aspx> and available to members of the Chamber and BBA.

#### **Economic Security**

- Fletcher Allen, in partnership with Champlain Initiative, Sisters of Providence and Catholic Charities of Vermont, co-sponsored a Bridges Out of Poverty training for 170 community members in September of 2007.
- Working with the Vermont Refugee Resettlement Program, Fletcher Allen and the Vermont Children's Hospital established a refugee clinic. The clinic is open two days a week and serves approximately 400 children.

#### **Economic Self-Reliance**

- The University of Vermont (UVM) continues to develop The Vermont Center for Emerging Technologies to serve as an

incubator for technology businesses, helping start up businesses succeed during early stages and fostering the creation of local jobs.

- Fletcher Allen partnered again with the Intervale's Healthy City Youth Farm to provide an organic farm cart for employees and patients during the growing season.
- Fletcher Allen's Nutrition Services continues to promote and offer local and organic foods at the hospital, and recently joined the Vermont Fresh Network.
- Fletcher Allen continues to work with Vermont HiTech to create job opportunities for community members who are under employed. Last year, 15 Vermonters were trained for a variety of health care positions.

#### **Transportation**

- UVM is a partner in funding the Campus Area Transportation Management Association's (CATMA) efforts to provide sustainable transportation for the community.
- UVM operates buses that are fueled by compressed natural gas (CNG) and B20 biodiesel, promoting more sustainable alternatives to petroleum-based fuels.
- Fletcher Allen continues to promote alternative forms of transportation to employees through their work with CATMA. Currently, more than 50% of the employees at the Fletcher Allen Medical Center carpool, take the bus, or walk or bike to work.

#### **Quality of Life**

- UVM continues to offer cultural, athletic, and recreational opportunities to the Burlington community through their programming and facilities located across the city and generally open to all residents for free or low cost.
- UVM has stated its commitment through a Presidential Commission to hiring and retaining a diverse workforce. In addition, the University has instituted a new 6-credit diversity requirement for all students.



*Legacy VISTA Stephanie Clark at No-Idling event.*

## Burlington Legacy Project continued



- UVM operates a number of programs to encourage volunteerism in the Burlington community, facilitate neighborhood concerns and conflicts between students and long-term residents, and create stronger networks between on- and off-campus students in order to limit negative town/gown interactions.

### Responsive Government

- Legacy, in conjunction with the City's Center for Community and Neighborhoods, involved over 1000 people who live, work, and play in the City of Burlington through a variety of outreach and public events throughout the year, including Neighborhood Night of Success, Green Up! Day, Spring into Action! events and activities, Legacy's Annual Town Meeting, and various neighborhood- and organizational-based community meetings.

### Youth Civic Participation

- PILOT, (the Program to Inspire Leadership, Opportunity and Thought) was designed by a group from the Leadership Champlain Class of 2005 in collaboration with Linking Learning to Life. Leadership Champlain is a division of the Lake Champlain Regional Chamber of Commerce.
- Legacy continues to oversee and implement the Youth on Boards program to connect Burlington teens 15-17 years old to serve on City of Burlington boards and commissions.



### Our Schools

- Burlington Schools Foods Services presented the Farm to School program at the National School Boards Conference in April 2007.
- The New England Dairy and Food Council awarded Hunt Middle School first place and \$5000 for their outstanding efforts to promote their expanded breakfast program, considered a model for other schools throughout the state.
- The Burlington School District continues to successfully reduce its annual drop out rate (3.3% in 2006 down from 9.5% in 1999) through participation in the Chittenden County Truancy Task Force and by implementing clear attendance policies. United Way of Chittenden County facilitates this Task Force.
- The Shades of Ebony tutoring and academic support program continues to grow in the two middle schools and high school.
- School District staff has participated in a number of trainings on the diverse populations within the district, including new Americans, gay/lesbian youth and the history of African Americans in Vermont.

### Air Quality

- Legacy continues its efforts to improve air quality and public health through its No Idling project, including pending changes to an existing anti-idling ordinance and public outreach and education around the health, environmental, and social impacts of unnecessary vehicle idling.

### Energy and Resource Conservation

- UVM instituted new standards to make all new construction and renovation on-campus LEED-certified or better to achieve more environmentally sustainable building practices.
- Legacy is staffing the Mayor's Energy and Environment Coordinating Committee (E2C2), which will research the City of Burlington's past actions related to greenhouse gas emissions and submit recommendations to City Council on new and innovative ways to reduce emissions and improve Burlington's high level of environmental protection efforts.



The Burlington International Airport (BTV) is pleased to provide this update on progress during 2007 and to brief everyone on plans for the future. We have completed the major terminal expansion projects that were underway last year and are ready to embark on the further development of our planned industrial park at the south end of the airport.

From April to August of 2007 the airport saw five straight record months of passenger growth. If we continue at this pace it will be a record year with total passengers topping 1.4 million. Much of this growth is driven by larger numbers of Canadians, but we are also seeing growth of U.S. based business as more air service is available. This trend is likely to continue with larger aircraft flying the Delta service to Atlanta and the new jetBlue non-stop service to Orlando that begins in 2008. At this writing we continue to market BTV to airlines that can bring us to target airports like Baltimore-Washington, Toronto (Pearson), Charlotte and Denver.

#### Highlights for the coming year include:

- The South End Development (SED) project will add fifteen usable acres to the area designated for general aviation and related business such as cargo, maintenance and charter services. We plan to invest more than \$100 million in development of this area over the next ten years with the potential of adding 300-400 good jobs to the area economy.
- Plans to increase our surface and garage parking capacity. This is in response to a nearly 3% increase in business this year and an anticipated increase in 2008. We will also work toward potential transit solutions to bring some of our customers here without their cars.

- We have been working on a number of customer service initiatives, two of which are complete and working well. First, our terminal-wide WiFi system is reliable and free. It has been very popular and gets rave reviews. Second, our web site is now available in French and this has been very well-received by our Canadian passengers.

We have been privileged to work with the rest of city government over the past year and would like, on behalf of the Board of Airport Commissioners, to thank Mayor Bob Kiss and his administration along with the Burlington City Council for their tremendous support.



**Brian R. Searles**  
Director of Aviation

*Burlington Municipal Airport Hangar 1929*



*Heritage Flight Hangar 2006*



## CITY OF BURLINGTON, VERMONT **Burlington City Arts**



**Doreen Kraft**  
Director

**B**urlington City Arts (BCA) promotes the arts as central to the vitality and economic health of the city. Our activities are designed to provide access to the arts for all, and to encourage participation in a dialogue about the artistic process, our culture, and our community. This dialogue is one of the many components making Burlington one of the best places to live, work, and visit in the country. BCA is a uniquely positioned City department, fundraising for 85% of its operating budget as a non-profit organization. This structure affords flexibility for collaboration with other city departments and an intimate relationship between arts and economic growth, while also encouraging voluntary financial support from residents of outlying towns who benefit from the cultural services BCA fosters. Since opening the Firehouse in 2004, we have focused on fostering a culture of continuous improvement in efficiency and excellence in all that we do, and our supporters have faithfully supported our growth.

### **Exhibitions**

The Firehouse Gallery has always been one of our most visible efforts and continues to increase in traffic, drawing 49,869 visitors, a 38% increase over last year's attendance. Our 25th anniversary year culminated in a groundbreaking exhibition of prints from the Jewish Museum in New York. Other exhibitions connected to a broad spectrum of art lovers and critics, whether technology buffs, traditionalists or architecture fanatics. While the Firehouse Gallery is central to our exhibition programming, we also showcase the work of darkroom, clay and print studio members on the 4th floor of the Firehouse, and curate exhibitions in the Burlington International Airport, the Metropolitan Gallery in City Hall, the Maltex building, and several other business spaces. These efforts provide local artists with expanded exhibition and sales opportunities. In 2007, BCA sold more than \$20,000 in artwork for local artists through these alternative exhibition spaces and connecting buyers to artists in our database.

*Dan Lefrancois paints traffic signal box on S. Winooski Ave.*





*Crowd at BCA Free Concert Series event in Battery Park.*

### **Education Programs**

Classes at the Firehouse continue to flourish. Since our revised website launched in 2006, attendance has increased, and more than 50% of our enrollment now takes place online. Online registration is convenient for our patrons, connects them to additional art experiences, and streamlines our administrative efforts considerably. Our most significant education focus this year was the launch of See Think Do, a new initiative that uses the gallery as the classroom and laboratory for learning through the arts. See Think Do served a wide range of students, from mentor pairs to science classes to senior citizens. The philosophy of the program encourages participants to think about the concepts, materials and imagery in each exhibition and translate them into their own original work of art. The program is particularly beneficial for schools, helping students learn by reaching across the curriculum – addressing math concepts while students create their own sculpture, using language arts to describe a painting or experience, and learning history through exploration of an artist's inspiration or the background of a piece.

### **Collaborations**

While the Firehouse remains a primary focus for BCA, our relationships with community partners and other city departments is an important part of our daily activity and accomplishments. Now in its 24th year, the Discover Jazz Festival continues to invigorate downtown Burlington for 10 days in June. Drawing audiences from far and near and featuring the sounds of local musicians and legendary stars, Burlington's festival is second to none for accessibility, affordability and jazz frenzy. BCA's Free Concert Series in Battery Park thrives on its partnership with the Point FM, featuring another great lineup of local and national artists last summer. Several small public art projects popped into view this year thanks to a collaboration between BCA, the Department of Public Works, Burlington Telecom and Burlington Electric. Several artists painted three traffic control boxes and one electric box, and artist Kat Clear was selected for two bike rack projects.





## Assessor's Office



**John Vickery**  
City Assessor

The Assessor's Office mission is to establish equitable values for all taxable real estate and business personal property located in Burlington. We are responsible for the administration of 10,710 real estate parcels and 829 business personal property accounts located in Burlington. The appraised values are the basis for the distribution of the City's annual property tax levy. Property appraised values are based on an estimation of fair market value. The Assessor's Office employs measures for ensuring fair appraisals for all property owners throughout the City:

- Review all sales transactions. This year there were a total of 1,039 property transactions, down slightly from 1,137 in 2006.
- Establish fair appraised values based on the level of value from the City-wide reappraisal date of April 1st 2005.
- Measure the relationship between the real estate market and current tax appraised values. Burlington's overall equalization rate is 88% which is only slightly lower than the 2006 equalization rate of 90%, and is indicative of a stabilizing real estate market.
- Conduct property valuation tax appeals.
  - The Board of Assessors held 110 real estate property hearings and 13 business personal property appeal hearings from May 21 through June 7.
  - 17 property tax appeals will be held before the Board of Tax Appeals in October of 2007.

Each year the Assessor's Office reviews changes to individual properties and determines what if any effect these changes have on the property's fair market value and tax assessment. It is the policy of the Assessor's Office to conduct a thorough interior and exterior inspection when visiting a property under review.

This past year the Assessor's Office reviewed all permits issued by the Department of Public Works and the Planning and Zoning Department, performed inspections for permits indicating substantial change, and as a result changed the assessments of 326 real properties. These changes produced real estate growth in the Grand List of \$21,768,306.

Burlington requires all businesses to return a completed business personal property asset report, due by April 20, for the business tax each year. Improvements to the administration of values and the method have been made and have resulted in better compliance with appraisal guidelines. These improvements helped produced growth in the Grand List of \$13,855,230. Growth in Grand List value helps stabilize the tax rate.

The Assessor's Office also monitors real estate activity in Burlington. This past year our office verified 536 fair market sales – as compared to 2006 with 606 sales, 2005 with 583 sales, and 2004 with 641 sales. Overall single family homes and condominium real estate values appear to have appreciated slightly over the past year.

The Assessor's Office provides information to taxpayers, real estate appraisers, attorneys, brokers, Vermont Department of Taxes and the public. Property data information is available on two public computers at the Assessor's Office and on the Assessor's website. The Assessor's website has useful information such as: the City's Grand List, property record information, appeal procedures, contact information and various forms. Our site can be accessed through the City's homepage at [www.ci.burlington.vt.us](http://www.ci.burlington.vt.us).



*Left to right: Tenzin M. Geygong, John Vickery, Kim Kellington.*



**T**he Office of the City Attorney provides legal advice, support and other legal services to the Mayor, City Council and City Departments; defends and files lawsuits on behalf of the City; engages in negotiation and mediation processes; prosecutes City ordinance violations as necessary; handles licensing and liquor control matters; and drafts and reviews a broad array of legal documents, including contracts and other agreements, resolutions, ordinance changes and ballot questions.

### **Quality of Life and University Relations**

This office was pleased to have played a major role in successful negotiations between the City and UVM on a new five year letter of agreement providing that UVM shall make annual payments to the City for fire and other services the City provides. The agreement recognizes that the City provides an array of services necessary for the operation and well being of the University, and that UVM greatly benefits the City and community in numerous ways.

The office also continues to work with the Community Coalition at the University of Vermont to improve quality of life and safety – for students and non-students – in neighborhoods impacted by off-campus students.

### **Zoning Rewrite**

This office has played a major role on the City's comprehensive zoning rewrite, including years of work and meetings with City staff, Planning Commission, Ordinance Committee and City Council. Throughout much of 2007 the City Council debated numerous complex issues involving the future development of the City. With the involvement of the public, City administration and substantial efforts of Joseph E. McNeil, Esq. serving as legal counsel on the rewrite, the Council gave final approval to the new Ordinance on January 7, 2008. Several significant issues were also deferred, so we expect to continue working on Zoning Ordinance amendments in the coming year.

### **Sale of Intervale Land**

After considerable public debate and negotiations, on June 19, 2007, the City sold

179 acres of BED land to the Intervale Center, while retaining a 1% interest in the property. A 20 acre parcel of open space and conservation land was transferred from BED to the Parks Department, paid for by the Conservation Legacy Fund. The conveyances to the Intervale Center and the Parks Department will insure the land's use for agriculture and conservation forever. In addition, the Tommy Thomson Community Garden in the Intervale will be protected forever through an easement.

### **Burial of Utility Lines on North Street and Riverside Avenue**

As part of substantial street reconstruction projects on North Street and Riverside Avenue, the City required, pursuant to ordinance, that all utility lines on these streets be relocated underground. The City asked BED, Adelphia, Verizon and Burlington Telecom as the affected utilities to pay their share (after federal and state contributions) of the relocation costs. BED, with Public Service Board approval, and Telecom agreed to pay their share of the cost. Verizon and Adelphia refused to pay. The City filed complaints in Chittenden Superior Court against Verizon and Adelphia. The Court issued a decision in favor of the City, holding that Verizon must bear its portion of the cost. Verizon has appealed to the Vermont Supreme Court. The case involving Adelphia is on a slower track because of Adelphia's bankruptcy.

### **Public Records Litigation:**

#### **Gannett Vermont Publishing, Inc. d/b/a Burlington Free Press v. City of Burlington**

The Burlington Free Press requested e-mails between then City Attorney Joseph E. McNeil and other City staff. The City disclosed numerous e-mails pursuant to Vermont's Public Record Law but refused to disclose purely personal e-mails not related to City business. The issue appears to be one of first impression in Vermont. Cross motions for summary judgment have been filed by both parties and we await a decision by the Court.

### **Code Enforcement**

In *City v. Boudee Luangrath*, the City brought criminal and civil enforcement actions against an owner to compel the



**Kenneth A. Schatz**  
City Attorney and  
Corporation Counsel



cleanup of a dangerous condition in a rental unit. The office successfully concluded *In re Bing Enterprises, Ltd.* through the abatement of the minimum housing violations ordered corrected by the Code Enforcement Office, upheld by the Housing Board of Review and appealed by the owner to Superior Court.

Work on vacant buildings resulted in property on Lafountain St. being transferred after a tax sale to Habitat for Humanity, which built new housing on the site. The office also assisted the building inspector and fire marshal in their abatement of dangerous conditions at the former Panda Inn on Shelburne Road.

The office continued to work with DPW Inspection Services and the Fire Department on code compliance and update of the City's fire prevention and building safety ordinances. The office updated the City's tent permit ordinance and represented the City in its negotiations with the State's Division of Fire Safety to renew the Agreement for municipal inspections under State law.

### **Tax Appeals**

*In re Price Chopper*, in Chittenden Superior Court, involving the valuation of Price Chopper supermarket's personal business property, was settled. The fraternity house tax exemption case, *Delta Psi Fraternity v. the City of Burlington*, is currently under appeal at the Vermont Supreme Court; the case is one of first impression on 32 VSA § 3802 (5). The City settled *In re Fortieth Burlington, LLC*, which involved the valuation of a very large commercial property. *In re DK Burlington, Burlington Town Center*, is currently under appeal with the State Board of Appraisers.

The charter change clarifying that tax appeals from the Board of Tax Appeals may go directly to the superior court or the State Board of Tax Appeals, drafted by the office, was passed by the voters in November 2006 and adopted by the Legislature in the spring of 2007. The office continues to work with the Treasurer's Office on improving collection of late/delinquent taxes.

### **Zoning**

#### **Development – Appeals in the Vermont Supreme Court**

*Kinney Drug/Pomerleau Application*, 308 Shelburne Street. The DRB approved an Application to remove the existing building and to construct a new single story 11,500 square foot building for use as a drugstore. Environmental Court conditional approval appealed to Vermont Supreme Court; *In re Champlain College, Inc.* 304-306 Maple Street Dormitory Project (Appeal of Baker, et al.). The DRB approved an Application to renovate an existing building (304 Maple Street) and to construct a new 18,000 square foot building (306 Maple Street) for student housing. Environmental Court conditional approval appealed to Vermont Supreme Court; *In re Appeal of McGrew, et al.*, 114 College St. The DRB approved an Application for construction of a ten-story mixed-use building, including fifty residential units, twelve of which are reserved for low- and moderate-income housing. Environmental Court conditional approval appealed to Vermont Supreme Court; *In Re: Hartland Group*, 237 North Ave Project. The DRB approved an Application for 25 condominium units and a restaurant-café. Environmental Court conditional approval appealed to Vermont Supreme Court.

#### **Historic Preservation – Vermont Environmental Court**

*In re: Armour Siding Application*, 360-364 S. Winooski. An Application to replace existing clapboard and wooden exterior with vinyl siding on a historic property was denied by the DRB; decision upheld by the Environmental Court; *In re: Gibbo Façade Replacement Application*, 207 S. Union. After the fact application for removal of slate shingles and replacement with asphalt on roof of historic structure. Owner agreed to reinstall slate by September 1, 2013; *Landry/Brown Replacement Window Application*, 55-57 Blodgett Street. After the fact application for window replacement on historic-eligible structure. Settled, windows to be replaced with wood to replicate original; *In re: 199 South Union Street*



*LLC Demolition Permit*, 199 South Union St., Application to demolish carriage barn – settled, carriage barn demolished, with payment toward historic preservation initiatives.

#### **Zoning Enforcement – Vermont Environmental Court**

*COB v. Bruce L. and Beverly L. Richardson*, 435-441 Shelburne Street. Cited for a number of zoning violations. Stipulation – clarified use of property and number of occupants; *Muir NOV, 52, 68 & 72 North Cove Rd.* Cited for inconsistencies with approved site plan and several other zoning violations. Stipulation – required to submit revised site plan and restricts uses, storage and parking at properties.

#### **Office Transition**

On April 6, 2007, after serving the City of Burlington for 37 years as City Attorney and Corporation Counsel, Joseph E. McNeil submitted his resignation. Mayor Kiss stated that, "...as City Attorney, Joe McNeil has served the City of Burlington with honor and distinction. The importance of his work

to the City and people of Burlington cannot be overstated." In June, 2007, Mayor Kiss appointed Ken Schatz as the new City Attorney.

#### **Acknowledgements**

I would like to thank Mayor Kiss, Assistant to the Mayor Joe Reinert, the City Council, the various City Commissions and Department Heads, Assistant City Attorneys, Eugene Bergman, Nikki Fuller, Kimberlee Sturtevant, our paralegal, Lisa Jones, our Executive Secretary Linda Blanchard, Joseph McNeil and all McNeil, Leddy & Sheahan attorneys and staff for their cooperation and assistance during the past year.



## Church Street Marketplace



**Ron Redmond**  
Executive Director

The past year on the Church Street Marketplace was filled with fond farewells and warm welcomes. In late 2006, Miguel's closed its doors, to be replaced by Ann Taylor (which is moving from the top block). Kit Cornell closed, replaced by Garcia's Tobacco, which moved from Burlington Town Center. Predator Wear departed as well. Chico moved to the Town Center, replaced by the Montreal-based retailer, Hatley. We said farewell to Jack, Eileen and Arde Fontaine of the Rusty Scuffer, arguably the longest operated restaurant on Church Street with a wonderful record of success. Welcome to new owner Mike Williams (Kountry Kart Deli) who will operate the renamed Scuffer Steak and Ale. Discovery Channel closed, replaced by Brattleboro-based Sprout Natural Parenting, and Paradise Burrito has become Baja Jacks. Long time storeowners Jeannette Racine (Bertha Church) and Linda Snelling (Boutilliers) said farewell – and these locally-owned businesses are now being run by a new generation of Church Street merchants. We're seeing a strengthening of our upper floor businesses on the Marketplace as well – Yoga Vermont, Cynthia's Spa, Steez to name just a few –

all very good for the Street and even more reason to visit our great downtown.

Tim Halvorson, owner of Halvorson's Upstreet Café, Frank Bouchett, owner of Homeport and Marketplace property owner, Lois Bodoky, Church Street's beloved Hot Dog Lady, and Burlington resident Brian Kling all "retired" from the the Marketplace Commission. Each served from 12 to 14 years! Jeff Nick, property owner (29 Church Street) has stepped up as our new Commission Chair and continues the commitment to keep our downtown competitive. New Commissioners include Robert Fuller, property owner and owner of Leunig's Bistro, Burlington Town Center's general manager Dan Latcheran, Expressions owner and Burlington resident Lorre Tucker; Burlington attorney and resident Celia Daly; and Dan Smith, VP of the Greater Burlington Industrial Corporation and Burlington resident.

As the Marketplace celebrated its 25th year of operation, the Marketplace Commission began looking ahead to the next 25 years. What is our biggest challenge? Competition from commercial areas in South Burlington and Williston. While we may not be just off an exit ramp on I-89, and we don't have large parking lots and larger stores, we can continue to provide a memorable "experience," with high quality, wide-ranging choices for shopping, dining and entertainment.

What do we want to be known for in the next 25 years? The Commission has identified three key strategies:

- Church Street will be known as a Green Street. We will institute practices that demonstrate our commitment to the environment including energy saving street lights, electric vehicles, recycling, and purchasing local produce.
- Church Street will be known as a Kid-Friendly Street: Games will be added to the "built environment," the top block fountain will be enhanced, and kid-friendly public art will be added.



*Electric train on the Marketplace, summer 2007.*



- Church Street will be known as a Public Art Street. We will seek opportunities whenever possible to add public art in creative ways, be it through manhole covers, benches, the Marketplace Alleyway and more.

We continued with our event strategy – creating, developing and managing events that bring people to the Marketplace for a positive downtown experience. And, with City Arts, we produced a one day “sneak peak” of the First Annual Festival of Fools, scheduled for August, 2008. Our gratitude to the Marketplace’s corporate sponsors Citizen’s Bank, Stowe Mountain Resort, Northfield Savings, Ben & Jerry’s, Jet Blue Airways, News Channel 5, Hall Communications and Magic Hat Brewing Company.

“Thank you” to the Douglas Administration (AHS Secretary Cindy Leware, Michael Hartman, Mental Health Commissioner) and the Vermont Legislature (Senators Bartlett, Kitchell, Miller and Snelling) for their support of the Burlington Street Outreach Program. The State is now funding 50% (or \$110,000) of the annual operating cost of this invaluable program.

On behalf of all of us at the Marketplace office – Mimi Gutchell, licensing and permits; Pat Rideout, operations; Becky Cassidy, marketing consultant – we thank you for the opportunity to be of service to you and to the citizens of Burlington...for what we believe is the country’s best pedestrian mall!



*Summer dining on Church Street.*



**Jonathan P.A.  
Leopold, Jr.**  
Chief Administrative  
Officer

**T**he mission of the Office of the City Clerk/Treasurer is (1) to oversee and manage the City's finances and (2) to maintain and strengthen five basic structures of local democracy: elections, public records, City Council proceedings, licensing, and the dissemination of public information. We maintain a system of accounting that complies with changing accounting standards and fully discloses the City's financial position. We coordinate the preparation of the Mayor's annual budget and conduct ongoing budget control.

We also provide administrative leadership, direction, and support to the Mayor, City Council, City Departments and the public. We continually strive to improve our services for the citizens of Burlington, the Board of Finance, City Councilors, the Mayor, and other City departments. Please phone 865-7000 with any City Clerk or Treasurer questions.

#### **City Finances Improved**

The General Fund finances of the City improved significantly in Fiscal Year 2007. The total General Fund expenditures increased less than 4% over the previous fiscal year and were consistent with the budget proposed by Mayor Kiss and adopted by the City Council in June, 2006. This budget provided for a net decrease in City General Fund personnel and a substantial reduction in the rate of growth of expenditures.

General Fund revenues of more than \$46 million included \$1.8 million from the newly adopted local option sales tax. In addition, the City benefited from somewhat better revenues generally, including payments in lieu of taxes, permit fees and gross receipts. The total municipal tax rate increased 4 cents to 67 cents per hundred dollars of assessed value due to a 4 cent increase in the tax rate to fund the City's retirement system. In addition, a half-cent increase in the county and CCTA tax was offset by a reduction in the debt service tax rate item.

The improvement in General Fund finances included a dramatic increase in the Fund Balance from approximately \$2.1 mil-

lion to approximately \$6 million. Similarly, the "Undesignated Funds" of the Fund Balance increased from \$932,692 to approximately \$2.3 million. The Undesignated Funds represent the City's emergency reserves or "rainy day" fund to meet unforeseen contingencies. The current level as of 6/30/07 is close to the goal of 5% of operating revenues adopted by the City Council as general budgetary policy for the City.

The significant increase in the Undesignated Funds was due primarily to the budget policy of the City to appropriate and spend only \$800,000 of the new local option sales tax. As a result, the unappropriated portion of the new tax increased the Fund Balance and Undesignated Fund by more than \$900,000. In addition, the City initiated new efforts to improve the collection of delinquent taxes and unpaid fees resulting in a net decrease of uncollected taxes of more than \$200,000. City finances also benefited from the success of City departments in managing expenses within budget and revenues. With the exception of the budget overrun of the Fire Department, General Fund expenditures were generally within revenues and budgets.

#### **Mayor's Budget Task Force**

In April, 2006, Mayor Kiss appointed a citizen Budget Task Force to assist in the development of the Fiscal Year 2007 Budget. A major recommendation successfully implemented this year was to competitively bid the City's health, worker's compensation and general insurances. As a result, the City achieved substantial savings in all three programs.

In previous years, the costs of these insurance programs increased at a rate greater than inflation and contributed to the high growth rate of City costs. The success of this initiative was the result of the efforts of many people. However, I wish to particularly acknowledge the work of Sue Trainor, Larry Kupferman and Paul Plunkett.

#### **Five Year Capital Improvement Plan**

The City typically undertakes multi-million dollar capital improvements each fiscal year.



In the fall of 2006, Mayor Kiss asked the City Engineer's Division of the Department of Public Works to develop and institute a comprehensive planning and review process to coordinate and prioritize the capital improvements projects of the City's General Fund departments. In response, the City Engineer's Division developed a comprehensive methodology to identify, review and prioritize proposed projects. This process culminated in the development of a comprehensive five year plan which was proposed by Mayor Kiss and the Board of Finance and approved by the City Council as the Capital Improvements Budget for Fiscal Year 2008.

### **Fiscal Year 2008 Budget**

In February, 2007, Mayor Kiss appointed a second Budget Task Force comprised of 25 citizens to assist in the preparation of the Fiscal Year 2008 Budget. The Task Force reviewed the finances and proposed budgets for all major departments of the City except for the Airport and Burlington Telecom. Ultimately, the budget proposed by Mayor Kiss and approved by the City Council in June 2007 increased expenses less than 3.1 % over the previous year.

The Task Force Report also discussed at length the increasing challenge of balancing City budgets without property tax increases and/or reductions in services and programs. The Report recommended long term strategic restructuring and revision of City departments, services and programs to improve efficiency and effectiveness to meet this challenge.

### **Retirement Fund and Task Force**

In April, 2006 Mayor Kiss also appointed a Special Task Force on the Burlington Employees Retirement System (BERS). In May, 2006 the Task Force issued a preliminary report to the Mayor and City Council with recommendations to reduce the administrative and investment management costs by \$350,000 and to consider contract-

ing with the State of Vermont Pension Investment Committee (VPIC) to manage the investment of the city's pension fund.

These recommendations were adopted by the City Council in June, 2006 and incorporated into the FY 2007 budget. Subsequently, the Retirement Board instituted several changes to substantially reduce costs and improve performance. On November 1, 2007, the City transferred approximately \$111 million for 90% of the BERS investments to the VPIC for investment management.

The assets of the BERS increased \$19,338,952 or 18% in FY 2007 from \$108,404,759 to \$127,743,711. However, the annual actuarial valuation for June 30, 2006 set forth an actuarial valuation of assets of approximately \$108 million and a pension obligation of \$140 million. The net unfunded obligation of \$32 a million reflects a level of 78% funding of the City's liabilities.

### **Credit Rating, Bonds and Financing**

In September, 2006 the City issued \$8.5 million in General Obligation Bonds including \$1 million for capital improvements each for the City and Electric Department with the remainder for capital improvements for the School Department. In conjunction with this bond issue, Moody's Investors Service conducted a full credit rating review and reconfirmed the City's Aa3 credit rating.

This reconfirmation of the City's very favorable credit rating reflected the City's budget policies and commitment to

### **VITAL STATISTICS**

Births  
**2,209**

Deaths  
**903**

Marriages  
**329**

Civil Unions  
**53**







strengthening its finances, as well as the very strong economy of Burlington. Important fiscal measures undertaken by the City included the full funding of the FY 2007 obligation to the Retirement System, the modest increase in expenditures in the FY07 budget and the strong commitment to increase the City's financial reserves. The strength of the local economy was reflected in the "business vitality" index established by Moody's subsidiary Economy.com. Burlington achieved the #1 ranking for economic vitality under a national survey of all major metropolitan areas.

In May, 2007 Burlington competitively bid for a \$33.5 million lease/purchase financing for Burlington Telecom and received an interest bid of 4.6%. This financing included a refinancing of the \$22.3 million of original financing and provided an additional \$10 million for the continued build out of the City's fiber optic network. The lease/purchase financing pledges the revenues and assets of Burlington Telecom.

### **Licenses and Records**

The administrative activities of the Office include the coordination of elections, the issuance of licenses and permits, as well as vital and land records. During the past year we issued and recorded the following:

- 82 First-class Liquor Licenses
- 40 Second-class Liquor Licenses
- 1,054 Property Transfers

### **Appreciation**

In July 2007, John Stewart, the City's Chief Accountant, announced his resignation after eighteen years of service. John was widely admired and respected for his work as Chief Accountant. In August 2007, Claire Shepard was promoted to Chief Accountant and has overseen the preparation of the City's FY 2007 financial statements and audit. I greatly appreciate Claire's stepping up to the task of assuming the responsibilities John Stewart managed so ably for eighteen years. In addition, Lisa Camp, the Executive Assistant to the CAO, resigned to return with her family to Arizona. Her competent and enthusiastic attitude is greatly missed.

Finally, I want to acknowledge the very fine work of the staff of the Clerk/Treasurer's Office. The City benefits greatly from their dedicated and high quality service.

*The land records room in the Clerk-Treasurer's Office.*





**T**he Code Enforcement Office provides enforcement and education for a range of ordinances and regulations in three broad categories: housing, zoning and health.

Our minimum housing program does the following:

- Maintains a registry of approximately 10,000 rental dwelling units;
- Conducts routine inspections of all rental units and provides enforcement of the City's minimum housing standards and other related regulations;
- Provides funds for tenant advocacy and support services through Vermont Tenants;
- Provides funds for services to rental property owners through the Vermont Apartment Owners Association; and
- Distributes up-to-date information and assistance about current ordinances and regulations.

There have been some recent changes to the minimum housing code. All fuel-burning heating equipment at rental properties must have an up-to-date inspection tag. The ordinance requires inspection at least once every two years by a licensed technician. The technician places a Public Works Department-issued tag on those units found to be functioning safely and in accordance with manufacturer's instructions. All rental units must also have carbon monoxide detectors installed to current State of Vermont standards.

In addition to our routine rental inspection program, Code inspectors conduct street patrols and investigate and respond to citizen complaints. Enforcement this year has focused on:

- Trash and furniture at the exterior of properties and in the greenbelt;
- Change of use or construction without zoning permits;
- Exterior property dilapidation and vacant buildings;
- Parking on lawns and other parking in violation of property site plans;

- The pesticide/herbicide ordinance and other environmental hazard abatement; and
- Greenbelt sign regulations and overgrown vegetation abatement.

### **Outreach and Education**

We continue to provide funds to the Vermont Apartment Owners Association for services to rental property owners. Vermont Tenants receives funds from our program for tenant advocacy and support. In December we held another successful workshop for rental property owners and managers, hosted at UVM by the Community Relations Office; we plan two similar workshops in 2008. Our May Spring Move-Out event has become something of a tradition in the Loomis Street area, providing for recycling and reuse of discarded furniture, clothing, and household items. UVM, the Chittenden Solid Waste District, and Recycle North are among our key partners for this event.

### **Board of Health**

Code Enforcement staff works closely with the Board of Health on public health and safety issues. The Board also coordinates with City officials and the Vermont Department of Health to address public health issues through education and regulation. This year, Board Chair Alan Sousie began rotating meeting locations, and a City website page also increased accessibility to Board activities. Board projects have included Channel 17 programs, support for CEDO's lead paint efforts, and continued support for the Community Health Center.

### **Department News**

We bid farewell this year to former Director Gregory McKnight II, whose experience and leadership established many improvements in the Department. We thank our colleagues in other City departments and agencies for their support during the transition.



**Kathleen Butler**  
Director



*Code's Spring Move-out event*



**Michael Monte**  
Director

The Community & Economic Development Office works with the community to foster economic vitality; preserve and enhance neighborhoods, quality of life and the environment; and promote equity and opportunity for all residents of Burlington. CEDO is the lead agency for planning and implementing the city's affordable housing, economic development and anti-poverty agendas, and provides a range of community engagement, prevention, intervention, and restorative services. CEDO administers a wide variety of grant programs, which both fund CEDO's activities and support the local nonprofit infrastructure.

### Housing

CEDO's Housing Division provides loans and grants to residents and to nonprofit housing developers, with the goals of increasing the supply of decent, affordable housing in the city, helping people move into homeownership, preserving and upgrading the existing housing stock, and protecting those who are most vulnerable to obstacles and problems in the housing market. This year, with the help of funding and technical assistance from CEDO:

- Fifty-eight new affordable housing units are under construction or in the predevelopment phase.
- Twenty-three people moved towards homeownership.
- Fifty-seven housing units were rehabbed, with work ranging from new paint to emergency repairs to major rehabilitation.
- Lead hazards were reduced in 23 homes.
- New transitional housing for women leaving corrections is complete, and new transitional housing for victims of domestic violence is underway.
- Over 1,500 homeless people (including families with children and victims of domestic violence) had a safe, warm place to sleep; and over 2,100 people kept their heat on.

CEDO's Assistant Director for Housing administers a number of housing ordinances. The City Council identified housing as one their three priorities for last year, and CEDO worked this past year on a number

of new and amended ordinances this past year, including:

- Several zoning amendments designed to encourage high quality affordable and market rate infill housing.
- A local lead paint safety ordinance.
- Exempting certain rental properties from the requirements of the City's Condo Conversion ordinance.
- Amending the Inclusionary Zoning ordinance to provide an incentive to building affordable units on-site instead of off-site.
- Requiring that contractors and property owners perform renovations according to standard lead-safe work practices.
- Creating capacity for the City to promote fair housing education and enforcement.

This year saw a number of challenges. Due to persistent CDBG funding reductions to the Housing Division, CEDO could make only one home accessible to a person with disabilities; served only about half the number of homes in the areas targeted for improvement through our free paint program; and was unable to fund any physical improvements to the City's homeless shelters. On a more positive note, CEDO was awarded \$2.8 million in federal funding to again reduce lead paint hazards for the city's children. Burlington's efforts in this area have been recognized as a national model for success in increasing testing rates among children, and for applying innovative outreach and education strategies to prevent childhood lead poisoning.

### Economic Development

The Economic Development Division provides financing and technical assistance to businesses and to nonprofit business support agencies, with the goals of creating and retaining jobs and businesses in the city, and of increasing the city's nonresidential tax base. This year:

- CEDO provided direct information, referrals and/or technical assistance to 371 people, businesses, and nonprofits, and distributed 985 paper copies and 720 CD copies of its Guide to Doing Business in Burlington.



- Economic development activities supported the start-up of 32 new businesses, helped to retain/expand 19 businesses, and led to the creation of 412.5 permanent FTE jobs (plus 1,156 construction jobs) and the retention of 149 permanent FTE jobs.
- Those expenditures leveraged over \$45 million in private and other public investment and supported the development of close to 70,000 square feet of new commercial space, with increased tax revenues of \$405,119. (And, each dollar spent on construction is estimated to yield \$2.75 additional dollars to the local economy.)

Downtown, a new 127-room hotel is complete, creating 41 full-time and two part-time jobs; CEDO administered the federal loan which facilitated the development of this vacant parcel of land. To further expand the city's tourism base, CEDO applied for and was awarded a Preserve America grant from the National Parks Service to develop a web-based guide to Burlington's Cultural and Historic Resources promoting heritage tourism. On the Marketplace, CEDO worked with the new managing partner of the Burlington Town Center to increase visibility through a \$2 million "facelift" on the Church Street entrance, and is facilitating the public planning process on improvements to the Church Street side streets. CEDO continues to work with on the mixed-use redevelopment of the downtown BankNorth site and on the redevelopment of the former Shanana (Hunts Armory) site on Main Street.

On the waterfront, CEDO is coordinating the work of a Task Force, potential users group, and several consultants to complete a full feasibility report on the Moran Plant, with voter action anticipated in March 2008. CEDO also coordinated the public planning process on design alternatives for the College Street Waterfront Access Project.

On North Street ten years ago, there were 18 businesses and nine vacant commercial spaces. Today, with the completion of the North Street Revitalization Project, there are 30 businesses and only two

vacant commercial spaces. This year, CEDO supported the formation of the Old North End Arts & Business Network, which now has 23 members. CEDO also obtained an American Battlefield Protection Program grant to help build a War of 1812 memorial in Battery Park, including re-interment of remains uncovered in the right-of-way during North Street construction.

In the South End, CEDO worked with Specialty Filaments to sell their property at 444 Pine Street to Lake Champlain Chocolates and Dealer.com. Lake Champlain Chocolates completed a \$3.2 million

renovation on the first half of the building, which has become the first LEED registered warehouse and distribution project in Vermont. CEDO will be providing a \$50,000 grant to Dealer.com to purchase the second half of the building, which will enable the company to continue its livable jobs growth and its workforce training programs. On the other side of Pine Street, General Dynamics Armament and Technical Products continues work on the final phase of its \$50 million engineering Center of Excellence, its premier technology incubator nationwide.

Elsewhere, CEDO supported two of the four tenants at the Vermont Center for Emerging Technology at the University of Vermont's Trinity Campus with working capital loans. CEDO also sponsored, supported and/or helped to organize the Art Hop; the Vermont Software Developers Alliance; a Business Alliance for Local Living Economies seminar; this year's annual Federal Reserve Bank of Boston New England Community Development Advisory Committee luncheon; a Women Business Owners Network business fair; and the Triangle of Excellence.





### **Community Development and the Center for Community and Neighborhoods**

The Center for Community and Neighborhoods (CCAN) is home to a broad spectrum of programs that improve our city through community participation and citizen action.



CCAN uses collaborative strategies and tools to engage residents in partnership with the public and private sectors, shape municipal plans, allocate resources, heal the effects of crime, leverage resources, resolve conflicts, and improve neighborhoods.

CCAN moved into a new facility at 125 College Street, on the 2nd Floor of Wells-Richardson Building. All CCAN programs are now housed in the facility which buzzes with activity from Restorative Justice Panels to Job Club for recently incarcerated offenders, to community meetings and trainings.

Community development also takes place at CEDO's offices at City Hall through the Community Development Block Grant program and through community development staff housed there.

### **Neighborhood Services**

CEDO continues to staff the Neighborhood Planning Assemblies. The NPAs hosted the 5th Annual Neighborhood Improvement Nights at their September meetings. Nearly 250 residents attended presentations on Burlington's Transportation Plan and provided feedback on transportation successes and challenges.

Residents gathered to honor community leaders, groups, and businesses at the 7th Annual Neighborhood Night of Success in March. Sixteen individuals, groups and

businesses were recognized for their hard work and innovative ideas that help to make Burlington a great place to live, work, and play.

Graffiti removal teams continued to work with youth and community groups throughout the city, and the Community Support Program continued to provide conflict resolution services for neighborhood or neighbor disputes.

We celebrated 13 years of community organizing as we laid down a program called the Burlington Neighborhood Project (formerly the Public Safety Project). AmeriCorps\*VISTA organizers worked citywide in low-income neighborhoods to improve quality of life and resident empowerment. After demonstrating a positive impact citywide, the program transitioned from supporting neighborhood associations to focus on chronic social issues impacting the quality of life in our city. CCAN's Neighborhood Services continues to support 48 Neighborhood Associations, providing leadership training to residents, and organized 3 special events, drawing an average of 250 residents to each.

### **Community Justice Center**

The Community Justice Center (CJC) helps the community repair the damage caused by crime and conflict through restorative justice programs. The CJC provides a venue for victims to be heard and have their needs met. It also helps offenders to repair the harm they caused and to make better choices in the future. Volunteers of the CJC do everything from fixing broken windows, to meeting with people who have committed a crime, to cleaning graffiti, to providing support and information to victims. CJC programs in Burlington focus on party noise, vandalism, low-level crime, victims of crime, neighbor disputes, and youth and offenders returning from prison.

### **Community Problem Solving**

CEDO provides support for problem solving for several chronic social issues. This year, focal points (dictated by need) included financial literacy and asset development, and refugee services and education to create a more inclusive community. Highlights from this year include the efforts of a team



of direct service staff and administrators who worked to eliminate barriers to services for refugees and to educate the community about the changing Burlington demographic. CEDO partnered with the United Way, State of Vermont, Burlington and Winooski Housing Authorities, Association of Africans Living in Vermont (AALV), and other non-profits to identify service gaps for African refugees and immigrants, a growing population in Burlington. CDBG grants supported the start-up of the Association of Africans Living in Vermont as well as English as a Second Language courses at the Fletcher Free Library.

Financial literacy and asset development efforts included participation in two Free Credit Report Day events, where 73 people got free credit scores and counseling on improving their credit situation. CEDO is also helping to fund a pilot matched savings program to help people pay off debts in collection. And, CEDO again sponsored a Volunteer Income Tax Assistance (VITA) site at City Hall, where 12 volunteers helped 121 low-income taxpayers access over \$175,000 in federal and state refunds and save over \$20,000 in tax preparation fees.

### **AmeriCorps\*VISTA Program**

Over 40 AmeriCorps\*VISTA members worked with 30 different non-profit agencies, schools, libraries and city departments this past year to raise literacy levels and help residents move out of poverty. The VISTAs supervised over 22,000 service hours performed by community volunteers and raised over \$498,000 to support local organizations.

Special event highlights for this year include Martin Luther King and Green Up! Days. On MLK Day in January, VISTA members throughout Burlington honor the life and teachings of Dr. King through a day of service and celebration. The A\*VISTA team organized fourteen projects, where 210 community volunteers offered service to non-profit agencies. The day concluded with a free community dinner attended by over 350 people, with performances by local artists, and dinner prepared by the VISTA team. The VISTA program celebrated Green Up! Day in May by serving as team

leaders for over 900 community volunteers who collected 535 bags of garbage, removed 64 graffiti tags and groomed 40 miles of greenbelts.

### **Community Development Block Grant Program**

CDBG continues to be the department's core funding source for housing and economic development initiatives. In addition, CDBG dollars help social service agencies



provide for basic needs of city residents as well as fostering equal access, health, public safety, and senior and youth services. This year, CEDO administered 29 CDBG sub-grants to 22 different nonprofit agencies.

- Through the help of CDBG grants, over 5,100 people (adults and children) were fed by anti-hunger programs.
- Funding through CEDO helped to provide quality, affordable childcare for 88 children from low- and moderate-income families. And each of the 310 families with newborns received a Welcome Baby letter from the Mayor, welcoming Burlington's newest residents and helping to connect the parents with support and resources through Welcome Baby bags and home visits.
- Over 300 youth participated in CDBG-funded summertime and after-school recreational, academic and social enrichment programs.
- Over 1,633 seniors received meals, health care, help with public benefits, in-home assistance and/or participated in social activities.



# Burlington Electric Department



**Barbara Grimes**  
General Manager

**B**urlington Electric Department continues to use aggressive energy efficiency to meet the energy needs of its customers – the residents and businesses of Burlington – as much as possible. In 1990, the voters of Burlington approved an \$11.3 million Energy Efficiency Bond. Once adopted, BED started to weigh efficiency as a power supply option on a scale with generation. Efficiency is the cleanest and least expensive means of meeting a community's energy needs. Energy efficiency expenditures mostly stay local, providing an economic stimulus to the community, rather than being exported out of the local economy to purchase far-away fossil fuel resources. These programs have been so successful that in 2007, Burlington as a whole was using no more electricity than it used in 1989, the year before the bond vote. Given many new buildings on the hill and downtown and with a booming economy throughout the 1990's, this can be a source of civic pride.

As the transition from fossil fuel energy to renewable energy continues, BED is setting a pace that few can match. In an era when many utilities are striving to meet a 20 percent renewable goal by 2020, BED had 66 percent renewable energy in its power portfolio in 2007, including biomass, hydro and a small amount of methane from the early landfill in the Intervale. BED will continue to explore wind, hydro, biomass, and any other in-state renewable sources for their economic and environmental benefits.

But we are not stopping there. BED's power planners are hard at work analyzing power supply contracts that could move BED to 100 percent renewable within the next several years. BED's Energy Service area is stepping up its energy efficiency work with all of its customers for existing buildings, remodeling, and new construction projects.

## **Energy Efficiency**

Since the authorization of energy efficiency program funding in 1990, BED has developed and administered programs that have become a model for other entities around

the country and the world. These services provide Burlington homes and businesses with a complete range of solutions for all of their efficiency needs. Through 2006, more than \$16.7 million has been invested by BED in efficiency efforts. This money has leveraged an additional \$15.8 million from customers for a total of \$32.5 million. BED customers are estimated to save more than 68,644 mWh or \$8.2 million annually. 52,500 tons of annual carbon dioxide emissions were avoided by the measures installed in 2006 alone. This is equivalent to removing 1,500 cars from U.S. highways each year for the next 12 years or planting more than 20,100 acres of trees every year!



## **Power Supply**

In 2007, the McNeil Generating Station produced 255,626 net megawatt-hours of power (equal to 4,330 Burlington-sized residences for a year). The equivalent availability of the plant was 91.9 percent. The plant consumed 382,395 tons of wood. Sixty-six percent of BED's power supply in 2007 came from renewable energy sources, primarily from McNeil and hydroelectric facilities. Thirteen percent came from natural gas generators, 10 percent from nuclear generators, 6 percent from coal and 2 percent from oil.



### Engineering and Operations

These departments continued their efforts to improve service reliability through system upgrades and reduced response time to outages. BED concentrated its aerial facility upgrade efforts on Pearl Street, Colchester Avenue and Pine Street. In addition, BED rebuilt the underground infrastructure to James Avenue, Gazo Avenue, part of Lakewood Estates, and at Summit Ridge. BED completed the process of undergrounding the electrical wires along Riverside Avenue and continues to work on the East Avenue Loop (EAL) transmission upgrade project with VELCO and GMP. This project will provide Burlington with a back-up feed from VELCO's transmission grid to BED's East Avenue Substation, increasing the overall reliability of BED's system.

### Financial Information

Fiscal Year 2007 was a sound year financially for BED. The rate adjustment implemented in 2006 along with some good results in power supply management have been effective in stabilizing the Department's cash position as well as debt coverage requirements and net income.

On April 27, 2006, the Public Service Board completed its review and approved BED's cost allocation and rate design plan. Phase I was implemented on July 1, 2006 and Phase II on July 1, 2007. The Board's order implements a rate structure that moves each customer class closer to covering its cost to serve, while encouraging energy efficiency.

BED continued to meet its fiscal obligations while reducing its long-term debt by \$5,220,600 or 8 percent. In addition, BED paid the City of Burlington \$1,329,160 in payment in lieu of taxes and remitted \$1,561,000 in franchise fees collected on behalf of the City.



*BED offices on Pine Street.*





# Burlington Fire Department



**Michael E. O'Neil**  
Chief

**T**he Burlington Fire Department continues to provide state of the art Fire Suppression and Emergency Medical Care to citizens and visitors in our fine City. The Department combines these services with Public Fire Education and Inspection programs rivaling any community in the country. I would like to take this opportunity to express my appreciation to the men and women of the Burlington Fire Department for their efforts over the past year to provide citizens with a level of protection and prevention they can be proud of. Without their efforts, the Fire Department could not have enhanced its ability to serve the community. I also want to thank the elected and appointed officials as well as the citizens of Burlington that have enabled us to succeed.

Last year the city experienced 148 fires in occupied buildings which resulted in approximately \$1.8 million in property loss. Through strong fire suppression and prevention activities (the enforcement of State and Burlington fire codes, inspection and education of its citizens) and the truly outstanding efforts of our firefighters, 97% of these fires were held to the room of origin and their efforts saved in excess of \$21 million in potential property loss.

## **Emergency Medical Division**

The Burlington Fire Department's two ambulances continue to be the busiest in the state, responding to nearly 5000 emergency calls annually. The firefighter/EMTs of this department work very hard to provide the finest emergency medical care through on-going training, recertification and work experience. The department provides both basic and advanced emergency care with interventions such as intravenous fluids, drug therapies and defibrillation. The department responds to medical emergencies by utilizing a two-tiered response system, sending the closest Engine Company and Rescue unit. This two-tiered response gives us the ability to begin providing care within minutes of the call, routinely less

than four minutes. This year we began participating in a new program that will allow us to obtain a more detailed picture of a patient's heart function and transmit it directly to emergency services. This new program is aimed at bringing patients having cardiac problems to specialists even faster.

## **Fire Suppression Division**

The suppression force of the department is made up of 74 Officers and Firefighters staffing nine front line emergency vehicles and working out of five fire stations. We responded to 5,739 requests for service last year which include building fires, emergency medical calls and all other types of situations. To continue meeting the changing needs of the community in the last year we have built on our skills in dealing with Confined Space/Technical Rescues and Hazardous Materials Incidents.

## **Office of the City Fire Marshal**

The functions of the Fire Marshal's Office are many. We review the design, installation and final testing of all required fire protection systems in all new and renovated buildings in the City. These systems include fire pumps, sprinkler systems, fire alarm and carbon monoxide detection systems, commercial cooking suppression systems and specialty agent fire suppressions systems. This past year a total of 140 of these systems were installed in the city. This Office also reviewed for compliance test and inspection reports for more than 1400 existing fire protection systems.

The Office is responsible for conducting inspections of all State-licensed occupancies. In total, more than 1100 of these inspections were conducted. In addition, the Office is responsible for conducting the origin and cause investigation for all significant fires occurring in the City. The Office also acts as an information clearinghouse for more than 6500 calls received by staff this year.



The Office conducts the majority of the Department's educational outreach programs. These programs include school visits for all pre-school through fifth grade students, fire safety programs for refugees, college students and staff, crowd management training, facility safety training for manmade and natural events and speaking engagements to community and professional groups.

### **Training and Safety**

The Department's Division of Training and Safety has again worked hard this past year to meet the challenges of maintaining our members' high level of skill in the areas of Firefighting and Emergency Medical Services, as well as continued post-9/11 specialty training. Training requirements and hours of training continue to rise every year and will continue to do so in the always-changing environment that we work in.

Some of the training goals that have been met this year include certification of our members to Operation and Technician levels of Confined Space and Trench Rescue. These new certified levels of training will help the Burlington Fire Department in responding to and dealing with these types of incidents that we now are faced with.

The goal of the Division in the next year is to bring the highest level of training to our members in order to respond to incidents in the changing environment we face daily, and to continue the high level of service we provide to the community.

*Burlington firefighters talk about fire safety.*





# Burlington Housing Authority



**Paul Dettman**  
Executive Director

With its administrative offices located at 65 Main Street, the Burlington Housing Authority (BHA) provides affordable housing for low-income residents in the City of Burlington and neighboring communities. Our high-quality public housing accommodates seniors, people with disabilities, and families. Section 8 and related grants for people with special needs provide rental assistance for more than 1,700 households in privately owned housing. We also own or manage federally subsidized apartments under the Section 8 project-based and Low Income Housing Tax Credit programs.

BHA receives no municipal tax dollars. Our programs are operated from rental income and financial support from the U.S. Department of Housing and Urban Development (HUD). Annually, BHA brings over \$15 million in federal funds to the City of Burlington and surrounding communities. For 2007, we made a payment in lieu of taxes to the City of \$58,196.

## Public Housing

BHA's 343 units of public housing are located in five developments: Decker Towers, Champlain Apartments, Riverside Apartments, Franklin Square, and Hillside Terrace.

Thanks to a sustained team effort by our staff, BHA continues to maintain "High Performer" status under HUD's Public Housing Assessment System. We have developed a 10-Year Capital Improvement Plan, which ensures that our public housing buildings and units will be maintained in excellent condition.

## Section 8 and Related Programs

Our Housing Choice Voucher Program, which has tripled in size over the past ten years and now serves over 1,700 families, has also been declared a "High Performer" by HUD. As part of that program, we have initiated a project-based subsidy program, which has supported many new affordable housing developments in Burlington and neighboring communities.

Our Section 8 Homeownership Voucher program, which allows subsidy holders to use their rental assistance for homeownership, has helped more than 80 families to become homeowners, and remains one of the most successful programs of its kind in the nation.

## Section 8 Project-Based Developments

BHA now owns or manages more than 340 apartments assisted under the Section 8 project-based program or the Low Income Housing Tax Credit Program. A particular focus continues to be the acquisition and rehabilitation of privately owned Section 8 apartment buildings in the King Street Neighborhood.

## New Affordable Housing

BHA focuses on the development of service enriched housing for individuals and households with special needs. In 2007, the Varney House, a program serving returning women offenders, was successfully completed in downtown Burlington.

## Resident Services

In addition to affordable housing, BHA provides a variety of services to its residents and program participants, including:

- Our Family Self-Sufficiency Program assists more than 100 households in achieving their goals of financial self-sufficiency. Over 30 percent of these families are building savings accounts for homeownership or other goals.
- BHA has established a Wellness Program in all three of our high-rises. The Wellness program provides tenants with on-site nursing staff for care management, information, referral, and limited home-care services.
- Our DREAM program, a collaboration with students from Saint Michael's College, provides mentoring services to children at Franklin Square Apartments.
- The Offender Re-Entry Housing Program assists offenders returning to our community to find and maintain appropriate housing.
- Our African Immigrant Initiative employs a full-time case manager/interpreter who assists Somali Bantu and other immigrants living in housing operated by the Burlington and Winooski Housing Authorities.



**T**he Human Resources (HR) department supports City employees and managers by providing assistance in the following areas: labor and employee relations, benefits administration, recruitment and hiring, workers compensation insurance claims and loss prevention, employee development, and ADA and EEO compliance. HR also supports the City Council Institutions & Human Resources Policy Committee.

### **Recruiting and Hiring**

In addition to its responsibilities for supporting efforts to recruit, interview and fill all regular City positions, the HR department leads the City's efforts to recruit well qualified candidates. More than 1100 applications for 70 open positions for regular city positions were received and processed, including this year's Firefighter recruitment cycle which received over 200 applicants. The department continues to process criminal background checks on applicants for positions working with vulnerable populations. In addition, the department will continue working to improve the City's recruitment, hiring and retention of staff members from diverse racial and ethnic communities.

### **Training and Development**

This year City Department Heads and supervisors participated in training on workplace safety as it is affected by domestic violence. Department supervisors also participated in harassment prevention training as well as the importance and value of recruitment and retention of members from diverse communities. Each department also has the opportunity to enhance workplace safety by loss prevention and control training offered by the workers compensation insurance representative.

### **Community Support**

Again this year, the HR department, with much help from staff at Burlington Electric Department, Department of Public Works and representatives from all other City departments, directed and coordinated the City's United Way campaign activities. With bake sales, raffles, and a silent auction, City

employees contributed \$40,000 during this year's campaign. HR also coordinated three successful American Red Cross Blood drives and the annual American Cancer Society "Daffodil Day." In addition, Human Resources staff continues to work with employees who are members of the armed services in support of their service requirements.

### **Health Insurance**

The budget development process for 2008 included in depth analysis and negotiations with the administrator of the City's health insurance plan. The Administration is committed to working with City Departments to establish work place wellness initiatives and education to help employees control the costs incurred by the health insurance program and encourage employees toward healthy practices.

### **Retirement Office Highlights**

The mission of the Retirement Board as defined by the Ordinance is to be trustees of the funds of the retirement system. The members have the authority to invest funds, determine asset allocation within guidelines, develop the guidelines, and hire such managers and consultants as may be needed. The members also set policy and oversee the general administration of, and have the responsibility for, the proper operation of the retirement system. The members make decisions on disability applications and follow-ups.



**Larry Kupferman**  
Director



*Job board at the HR Department*



## CITY OF BURLINGTON, VERMONT **Human Resources** continued

The members of the Board are James Strouse, Robert Hooper and Donald Horenstein, who are appointed by the City Council, Jonathan Leopold, Chief Administrative Officer (ex-officio), Thomas Middleton, Asst. Fire Marshal and Sgt. John C. Lewis, who are elected by the Class "A" employees, and Kenneth Trombley and Paul Paquette, who are elected by the Class "B" employees.

The main areas of focus by the Board this year have been investment performance, actuarial assumptions, and plan funding. This year the Board voted to replace our investment consultant with Dahab Associates and has been involved in discussions regarding the possibility of moving the plan assets to VPIC (Vermont Pension Investment Committee) with the hope of achieving a higher return at reduced cost.

The market value of plan assets as of 6/30/2007 was \$127,399,232.00. The plan's performance for the one year, three year and five year periods ending June 30, 2007 was 17.9%, 12% and 7.7% respectively. There remains concern that the plan assets continue to be less than the plan actuarial liabilities.

Much of the year involved discussion regarding proper funding of the plan and

how this is best achieved. The Board voted to terminate investments with Lazard and Wall Street Associates and move the assets to State Street Global Advisors, an index fund. The Board adopted revised Disability Retirement policy and procedures.

At the time of this writing there are 747 active members of the Retirement System—397 retirees and beneficiaries, and 350 members who have left service with vested benefits. In total, the City pays approximately \$510,000 in pension benefits per month.



*Stephanie Hanker and Kate Charles reviewing applications.*



**T**he Fletcher Free Library serves the evolving educational and cultural needs of the Greater Burlington community. Our urban public library offers a welcoming place for people to gather and to learn. A trained staff helps patrons locate the materials and information they need for work and pleasure. Our Board of Commissioners are: Philip Baruth, Sarah Cohen, Rebecca Goldberg, Laban Hill, Doug Montgomery (Co-Chair), Jane Pearl, Amelia Schlossberg, Michael Schultz (Chair), Linda Severance-Smith, and Lajiri Van Ness-Otunnu.

### **Library Use by the Public**

The Fletcher Free is one of the most-visited public buildings in the City. The  $\frac{1}{2}\%$  dedicated "book tax" ratified by Burlington voters in 1993 enables the Library to purchase much of what our users want. The Library offers an average of seven special programs each week in-house, including ESL classes, children's storyhours, singalongs, and dance parties. In addition, the Library hosts book discussion groups, lectures, and our popular computer workshop series. Our public access computer center is always hopping, and this year almost 8,000 laptop users used our Wi-Fi Internet access.

### **New Technology**

One of the newest additions to the Library's selection of digital resources is our downloadable audiobook collection, available through a contract with NetLibrary. Fletcher Free Library patrons are now able to choose from a selection of thousands of audio books to download to their home computers. The service also includes the Pimsleur language CDs, a popular "teach yourself" series that can be used to learn a broad variety of different languages, ranging from Albanian to Vietnamese!

### **Partnerships**

The Library's popular First Wednesday Lecture Series, now in its third year, is a program co-sponsored by the Vermont Council on the Humanities. Other partnerships this year include Connections, a collaborative book delivery program with the Burlington

High School and two middle school libraries; the Library's continuing role as a major player in the Burlington Book Festival; and hosting another edition of "Welcome Baby," a program for new parents co-produced with the Visiting Nurses Association.

### **Youth Services**

Our 2007 Summer Reading Program was another big success, with almost 900 school-aged children participating both at the library and at locations around the City. Special thanks to Shannon May, our summer reading outreach coordinator, and to our dedicated summer volunteers, making our success possible this year. We would also like to thank all of the work-study students and year-round volunteers who make all of our services and programs possible. Our new and improved young adult area on the Library's top floor has been improved even more this year with generous funding provided by two family foundations.

### **Sister City Visits**

Librarians at the Fletcher Free Library "hit the road" this year. In December librarians Rebecca Goldberg and Robert Resnik, along with long-time volunteer Gigi Weisman, drove the Library's outreach van on a 3,600 mile trip to help out our sister city library in Moss Point, Mississippi. The trip also included visits to the New Orleans Public Library, and to three other libraries en route. An online video documentary of this trip can be viewed at <http://blip.tv/file/216990/>. In May, outreach librarian Barbara Shatara traveled to Russia to attend a library confer-



**Robert Coleburn,  
Amber Collins, and  
Robert Resnik**  
Co-Directors





CITY OF BURLINGTON, VERMONT  
**Fletcher Free Library continued**

**LIBRARY FACTS  
 (FY 06-07)**

Number of items in the Fletcher's collection

**FY 06: 131,069**  
**FY 07: 131,270**

Library cardholders

**FY 06: 14,298**  
**FY 07: 14,066**

Hours of operation per week

**FY 06: 65**  
**FY 07: 65**

Number of special programs offered

**FY 06: 418**  
**FY 07: 355**

Number of outreach deliveries

**FY 06: 278**  
**FY 07: 332**

Number of items checked out and/or renewed

**FY 06: 355,079**  
**FY 07: 338,314**

ence and visit our sister city libraries in Yaroslavl, helping the librarians there celebrate City Day and the Yaroslavl's 998th anniversary! Funding for both sister city visits was provided by private fundraising and the generous support of the Friends of the Fletcher Free Library. We are looking forward to a visit from the librarians of Yaroslavl, Burlington's sister city in Russia, in late 2007.

**Outreach Services**

Our valiant outreach team continued to bring books and special programs to senior residences and homebound individuals throughout Burlington neighborhoods with the help of 18 volunteers, and also provided much more:

- Volunteers for the Book Bag Program delivered picture books and read stories to children at small daycare facilities all over town.
- The Heineberg Senior Center book discussion group continued to be a great success. Twelve avid readers read 24 books per year, including classic works and non-fiction.
- Regular storyhours and singalongs at the Sara Holbrook preschool and Converse Home, as well as occasional special programs at Birchwood Terrace Nursing Home, Cathedral Square, Starr Farm Nursing Center, and Ruggles House.
- Amber Gaster, our Americorps VISTA outreach worker, spent a good portion of this year focusing on providing Library services to new immigrants in the Burlington area, and other ESL Library patrons.

- The Library's Outreach team now offers "Rosetta Stone for English Language Learners" and provides laptops (to use in the Library) for people using this software to learn English. The Library has partnered with Vermont Refugee Resettlement to help introduce this program to new arrivals in the Burlington area.

**Special Programming**

Two of the highlights of this year's special programs were among the Library's First Wednesday Lecture Series: a talk by diplomat Peter Galbraith on October 4, and a celebration of the 30th anniversary edition of the groundbreaking book "Our Bodies Ourselves" with original authors Judy Norsigian and Jane Pincus on May 6. Some new programs introduced this year include a German language discussion group and a lecture series called "Cultural Perspectives" addressing the experience of refugees and immigrants living in Burlington through the perspective of both new Americans and the native Burlington community.

**The Invaluable Friends of the Library**

Once again, the Friends of the Fletcher Free Library organized and managed the Library's Used Book Sale in fall 2006, raising about \$9000 to help fund Library programs and services. The Friends also continued their successful "Booked For Lunch" series this year, featuring a line-up that included columnist Bill McKibben, world-renowned mountaineer and sports physician Charles Houston, Fleming Museum director Janie Cohen, and Vermont novelist Nancy Price Graff. Thanks as always to Friends president Jody Kebabian, who has been a "driving wheel" behind many of the Friends' successes over the past few years, and to the many Friends who advocate for the Library when we need public support, and who volunteer to help out with everything from preparing books for the Sale to applying address labels to Bibliofile, the Library's monthly newsletter.





**Special Appreciations**

We would like to express special appreciation to our treasured co-worker Anita Danigelis, who returned to her original position of full-time cataloging and reference librarian after serving for 15 years as one of the Library's original Co-Directors. We also would like to bid farewell and good luck to Holly Klump, who has been a shining light in our youth services department since

2001 and is moving to New Hampshire. Thanks as always to Bonnie Acker and her team of valiant "garden waterers" Linda and Roger Cole for keeping us surrounded by beautiful flowers.

**Looking Forward**

The following improvements and repairs will be made to the Library building this year, funded through the City's capital improvements budget:

- The basement fire door will be replaced in the Carnegie building.
- Windows in the "new" addition will have new sealant installed.
- The Library's HVAC (heating and air conditioning) system will be completely cleaned.
- New shelving will be added throughout the Library to accommodate expanding collection and new formats.
- We are working on marketing the Library's services and materials, including a redesign of the Library's web site.
- Thanks to generous grants pending from IBM and from the Gates Foundation, we will be able to update many of the Library's staff computers during the upcoming year.



**LIBRARY FACTS (FY 06-07)**

Interlibrary loan transactions  
**FY 06: 1,966**  
**FY 07: 2,243**

Total volunteer hours  
**FY 06: 9,479**  
**FY 07: 9,382**

Adult & Youth reference questions asked  
**FY 06: 31,705**  
**FY 07: 31,172**

Number of summer reading club members  
**FY 06: 1,039**  
**FY 07: 888**

Total annual visits (counted at the Library's front door)  
**FY 06: 243,977**  
**FY 07: 251,258**

Number of people using the Computer Center  
**FY 06: 63,337**  
**FY 07: 65,982**

Number of people using Wi-Fi access  
**FY 06: 1,604**  
**FY 07: 7,949**





# Parks & Recreation Department



**Wayne E. Gross**  
C.L.P., Director

This past year, Parks and Recreation continued to focus on our mission of providing high quality recreation programs and events through our system of parks, trees, cemeteries and the Burlington harbor for the use and enjoyment of everyone.

We continued to review opportunities for meeting our indoor recreation needs. Parks and Recreation Commission Chair John Ewing organized a citizen committee to reexamine proposed uses and costs of converting the Gosse Court Armory into a multi-use community center, balancing the need for recreational opportunities with availability of City funds. A phased development of this facility was ultimately recommended and approved by the Board of Finance. Efforts will be undertaken to raise private monies and close the gap between the estimated renovation costs and available city funds.

Working with Commissioner Steve Allen, a citizen Task Force on New Revenues and Operating Efficiencies was organized and a series of meetings was held with key department staff. The Department and Commission will be reviewing all of the suggestions of the Task Force during the coming year and making policy changes where appropriate.

The Waterfront Bike Path continues to

be one of the most popular amenities in Burlington and after nearly 20 years of use is showing its age. The Department hopes to focus in the coming year on how additional capital funds can be directed to this important community asset.

Finally, we wish to recognize the outstanding efforts of our dedicated staff and the many volunteers and sponsors who play such a vital role assisting us in providing excellent parks and recreation programs. We couldn't do it without these important contributors.

The following is a summary of the many other issues and projects that were addressed during the past year:

### **Paquette Arena at Leddy Park**

- 4,000 hours of ice time utilized on the Olympic ice and 1,200 hours on the Studio ice.
- Held five themed d.j. skate nights throughout the year.
- Provided "home ice" for Burlington and Colchester boys and girls high school hockey teams.
- Was home to BAHA youth hockey and the Vermont Glades junior hockey team, as well as Full Stride hockey leagues, Green Mountain Avalanche leagues and numerous other private groups.
- Hosted numerous hockey tournaments, from adult to school-age recreational events.
- Facility improvements included repair and replacement of locker room heaters, and improved walkway and emergency lighting for the studio rink.
- In conjunction with Champlain Valley Skating Club, the Arena hosted three figure skating competitions, four test sessions and several specialized classes and seminars for area skaters and skating professionals.
- Hosted the very popular year end Ice Show, "Frozen Fairytales" featuring skaters from a variety of groups and programs.





### Park Operations and Maintenance

- Continued the maintenance and operation of Memorial Auditorium, City Hall and the maintenance of the Firehouse Center for the Visual Arts.
- Continued to work with volunteers to oversee off leash dog areas at Starr Farm Park and the Urban Reserve.
- Worked with the State of Vermont Corrections Department to provide opportunities for restitution and court diversion work.
- Provided a berth for the Lois McClure and space for the Lake Champlain Maritime Museum Exhibit at Perkins Pier's Lyman Building.
- Worked with the Police Department to remove homeless encampments and to abate graffiti and assist in apprehension of the vandals tagging park facilities.
- Worked with the North End Little League on a substantial renovation of Schifilliti Park.
- Re-opened Blanchard Beach for swimming.
- Removed approximately 1,000,000 pounds of solid waste from the park system.
- Continued to host dozens of special events throughout the city including the Vermont City Marathon, Dragon Boat Festival, Green Mountain Chew Chew, Brewer's Festival, Kid's Day, and Independence Day Celebration.
- Provided staff support for various repair and maintenance projects at City Hall.
- Continued to provide park security through a department operated program.
- Provided snow removal and grounds maintenance services to the Burlington Police Department.
- Continued to install and maintain outdoor skating facilities at Battery, Calahan, Roosevelt, Starr Farm, and Skate Parks.
- Installed two new lacrosse and four youth softball fields at Leddy Park.
- Hosted a number of major events at Memorial Auditorium.
- Provided facility support at Memorial for several Parks and Recreation programs.
- Memorial Auditorium received new backboards and resurfaced gymnasium floor and saw the Vermont Frost Heaves play ten home games at this facility.

- Rented dance and exercise facilities at the Memorial Loft to a full range of community groups and individuals.

### Recreation

- Offered after school programs for teens, adult and youth indoor basketball, dance classes and special events at Memorial Auditorium.
- Received a State of Vermont preventative grant (SPARK) helping to reduce obesity in youth.
- City Kids after school program continued at full capacity for its 21st year at four of our elementary schools. Recognized by the State of Vermont as an outstanding program.
- Winter Festival's annual Snow Carving Competition and Ice Carving Display components were successfully taken on by a class from UVM's Community Development and Applied Economics Department. The annual Family Expo at ECHO continued to be a favorite spot for families.
- Serving over 4000 youth over 8 weeks, our Playground/Nutrition programs continued to be successful thanks to the financial support from the community, which funds the entire program. This program was recognized by our National Recreation and Parks Association as a national model.
- Our popular Champ Camps continued thanks to a grant from the State of Vermont Children and Family Services.
- Chittenden Bank became a sponsor for our Fireworks display.
- Developed on-line registration service.
- Received a federal grant for the development of an after school music program at 242 Main Teen Club, allowing 27 teenagers to attend 6 week sessions throughout the school year.





## Parks & Recreation Department continued

- Offered more than 50+ adult activities throughout the year.
- Our youth athletic tee shirts were generously sponsored for the 11th year by law firm O'Neill, Kellner & Green.
- The Pomerleau Family continued its generous support of the Annual Holiday Party for children in the community and the Independence Day Fireworks display.
- Price Chopper supported the Fireworks display, our Annual Eggstravaganza, our annual summer Senior Picnic, and increased their sponsorship for our Annual Kids Day celebration.

### Conservation Legacy Program

- Participated in drafting an Intervale Master Plan with other City Departments and the Intervale Center.
- As part of Intervale land sale, agreed to purchase a 20 acre parcel west of the Northern Connector and located near Arthur Park.
- Continued to work on the Forest, Parks and Recreation Trails Grant received to enhance the Mt. Calvary Red Maple Wetland.
- Produced and promoted a slide show presentation on the history of Burlington Parks.
- With volunteers, posted boundary markers at Arms Park.
- Created and implemented Burlington City Urban Wild Discovery Program, an Educational Hiking series led by trained naturalists.
- Created a Japanese Knotweed removal program for McKenzie Park in partnership with the Intervale Center.

- Oversaw Friends of Ethan Allen Park and Tower and supported activities for Green Up! Day and National Public Trails Day in the Park and Tower.
- Continue to support and promote the creation of the TowerKeypers program, a volunteer group responsible for locking and unlocking the Ethan Allen Tower.
- Received grant funding to complete informational materials for the general public about the Conservation Legacy Program and Fund.
- Conducted site visits to the vernal pools at the Arms Grant Park to confirm sustainability of the salamander and wood frog population.
- Continued to support and coordinate an Intervale Safety Committee with other community partners.
- \$75,000 allocated from the Conservation Legacy Fund to conserve 3 acres abutting Centennial Woods in November 2007. Matching funds will come from VHCB and UVM.

### Trees and Greenways

- Planted 105 street and park trees utilizing volunteers and contractual services.
- Removed 80 dead and hazardous trees and 50 stumps, pruned 2,000 street and park trees.
- Fertilized 150 street, cemetery and park trees.
- Sponsored Arbor Day activities at three of Burlington's elementary schools.
- Received the Tree City USA award from the National Arbor Day Foundation for the 13th consecutive year.
- Coordinated and assisted Branch Out Burlington! in the implementation of the following projects:
  - Planted 150 trees in the Burlington Community Nursery.
  - Organized a Summer Tree Walk located on and around the Burlington waterfront .
- In collaboration with UVM Extension, continued All America Selections Flower Display Garden at Waterfront Park.
- Installed new granite edging around flower beds in City Hall Park.



Playing bocce at Oakledge Park.



### Capital Projects

- Received a Transportation Enhancement Grant from the Vermont Department of Transportation for improvements to Battery Park Extension from the upper fountain plaza to the lower plaza. In coordination with DPW, improvements include a concrete walkway, new lighting and landscaping.
- Replaced a main gas line and two furnaces at the Community Boathouse.
- Repaired and resurfaced the basketball courts at Calahan Park.
- Replaced six benches at Battery Park utilizing a memorial bench program.
- Installed playground equipment at Lakeside and Pomeroy Parks and North Beach picnic area.
- Installed new group picnic grills at Oakledge and Waterfront Shelter parks and replaced 10 picnic grills and 15 picnic tables in the park system.
- Repaired and resurfaced roadway and walkway sections in Oakledge and Appletree parks.
- Installation of two Bocce Courts at Oakledge Park.
- Assisted with the planning and installation of the "Circles for Peace" earth clock at Oakledge Park.
- Assisting Friends of South End Baseball in the conversion of the softball field at Calahan Park into a youth baseball field.
- Completed the installation of a retaining wall to repair a slope failure on the bike path at the Northshore Area. This project was managed by DPW.
- In coordination with DPW, completed the widening to 10 feet of a section of the Waterfront Bike Path from North Avenue Extension to the Winooski River bridge.
- Completed renovations to a restroom and changing room on the stage at Memorial Auditorium to comply with ADA standards.
- Continued with the planning process for the renovation of the Gosse Court Armory.

### Cemeteries

- Thanks to the efforts of the Friends of the Chapel, the entryway to Lakeview Cemetery was improved with the addition of granite curbing, new signs, and additional landscaping.
- Greenmount Cemetery fence lines were cleared of brush, uncovering many grave-stones previously hidden from view.
- Friends of the Chapel and Lakeview Cemetery began a fundraising campaign to pay for the repair and restoration of the historic Lakeview gazebo.
- Several of the original maps and blueprints of Lakeview, Greenmount, and Elmwood Cemeteries have been restored so that they may be handled safely.
- Worked with the Islamic Society of Vermont towards establishing a section of Lakeview Cemetery where Society members may be buried in accordance with Islamic tradition.
- For 2007, there have been a total of 92 burials with 42 being full burials and 50 being cremation burials. A total of 39 lots containing 55 gravesites were sold.
- Staff worked very diligently throughout the year to maintain all the grounds of our three cemeteries.





# Department of Planning & Zoning

*Note: Michael La Place resigned as director in January, 2007. Assistant Director Ken Lerner served as Interim Director until David E. White, AICP, was appointed director in July, 2007.*



**David E. White**  
AICP, Director

## **Comprehensive Planning**

The Department of Planning & Zoning is responsible for long range planning in the City. The Department also reviews applications for development permits. Department staff prepares or helps prepare long-range land use and development plans including the Municipal Development Plan and neighborhood plans, conducts special studies and inventories, and researches amendments to city ordinances. Staff serves as a resource to other city departments and commissions, the City Council, the Mayor, neighborhood planning associations and the public regarding various design and planning issues and activities.

## **Development Review**

Construction was completed on major projects for the University of Vermont; the student commons building (a.k.a. the Dudley Davis Student Center), and the University Heights residence halls. A variety of development proposals were reviewed by the Development Review Board under their project review function this year with assistance from the Design Advisory Board and the Conservation Board. Major projects reviewed this year include:

- The reuse of the northern half of the former Specialty Filaments building at 444 Pine Street for a new business – Dealer.com;
- A 20-unit residential and office building planned residential development on King

Street;

- A 35 unit planned residential development on St. Paul Street; and
- Renovations to an existing historic commercial structure and conversion to 6 residential units with 9,500 square feet of commercial space on Maple Street.

In 2007, a total of 835 zoning permit and determination requests were accepted by the Department. This was a 9% decrease from the previous year, which was the peak in zoning permit activity since computer records began in 1991. Through 2007, the AMANDA system contained 10,581 zoning permits and determinations.

- 696 applications were approved, with a total estimated construction cost of \$41,439,326. Twenty applications were denied, and 96 determinations were issued.
- 704 applications and determinations were reviewed and decided upon administratively. Of these decisions, 12 were appealed to the Development Review Board (DRB).
- 108 applications were decided upon by the DRB (excluding the above appeals). The DRB heard requests for 73 site plan reviews, 27 conditional uses, 5 home occupations, 1 variance, and 2 appeals of Code Enforcement decisions. Nine DRB decisions were appealed to the Vermont Environmental Court.

## **Zoning Re-Write**

The Planning staff and Commission have spent hundreds of hours working on a comprehensive re-write of the City development regulations – both zoning and subdivision regulations. Their time has been focused on developing specific recommendations relating to protecting older residential neighborhoods, encouraging appropriate infill development, updating parking standards, encouraging “green” (environmentally friendly) design for sites and buildings, historic preservation, revising design and performance standards, and enhancing open space and environmental protections.

One significant issue addressed is how



the ordinance is organized and presented. Currently information is scattered throughout many sections, difficult to find, and in some cases the ordinance sends mixed messages. There are few illustrations to help communicate important concepts. The new ordinance combines and integrates the subdivision and zoning regulations, and provides definitions consistent with other related codes. In order to better organize the revised ordinance, individual sections for each zoning district are created so the majority of rules affecting a property or project are found in a single location. Similarly, the ordinance co-locates all city-wide development standards, application and permit processes and administrative requirements.

The Planning Commission submitted a recommended draft of the complete ordinance to the City Council in late January 2007. Planning staff continued to provide technical assistance on this project to the Council's "Super Ordinance Committee" as they developed their final recommendation for the full Council's consideration.

### **Historic Preservation Planning**

The Department administers the city's Certified Local Government Program (CLG) for historic preservation planning under an agreement with the VT Division for Historic Preservation, and provides staff support to the Burlington Historic Preservation Review Committee.

The City of Burlington and non-profit housing representatives partnered in an effort to create a Multiple Property Documentation (MPDF) listing to the National Register of Historic Places for Multi-unit Worker Housing in Burlington. This document will serve as a basis for evaluating National Register eligibility of properties relating to residential development associated with the expansion of industry and resultant population growth in Burlington.

The MPDF will be used to nominate and register any thematically related historic properties, streamlining efforts to recognize and document the historic significance of specific types of dwellings, and to make available financial resources and tax credits

for the rehabilitation of these structures. Additionally, as a management tool, the MPDF will furnish essential information for historic preservation planning because it will evaluate properties on a comparative basis within Burlington, and can assist the planning department in establishing preservation priorities based on historic significance.



*Work performed at 207-217 College Street.*

### **Information Systems**

The City's Application Management and Data Automation (AMANDA) system has been in use for four years, and is integral to managing the Department's zoning review process. AMANDA is accessible by other City departments, enabling access to permit information for properties, and for the monitoring of permit review activity. Planning and Zoning, the Department of Public Works Inspection Services, the Code Enforcement Office, and Land Records are the primary users of the AMANDA system. Planning and Zoning staff maintain the property database component of AMANDA, and provide technical support for all participating departments using the system. The result is the aggregation of records for zoning permits, building permits, Code Enforcement activity, and land transfers in a single system organized by property.



# Burlington Police Department



**Thomas R. Tremblay**  
Chief

**A**s a vision, mission and values-based organization we remain committed to community policing and problem solving, specifically our mission: "Policing with the citizens of Burlington to achieve a safe, healthy and self reliant community."

2007 brought on many challenges for the Burlington Police Department requiring us to reorganize our two Bureaus to improve efficiency and accountability. Also this year we navigated difficult budgetary times working with the Board of Finance and the Chief Administrative Officer to retool our budget looking at every detail with a critical eye. In doing so we essentially reinvented the budget with a clear picture of what it takes to deliver high quality community policing services to the City in the most economical way possible. We were successful in holding budget growth for the coming year to 3% with little impact to core services.

New initiatives of note during 2007 include:

- Successful implementation of Electronic Control Devices (Tasers).
- Parallel Justice Project for Improved Services for Crime Victims.
- Improved Policies, Response and Training for Crimes of Violence Against Women.

I am extremely proud of the women and men of the Burlington Police Department. The tireless and spirited work that we have come to expect of a Burlington Police Officer, and of our Support Personnel, was on national display in October of 2006. Our department found itself at the center of a tragic and complex investigation that also taxed our resources. The successful outcome of this demanding investigation occurred without interruption to any level of service to our citizens and is a testament to the dedication and professionalism of all who serve this fine organization.

I am very fortunate to be supported by outstanding police leadership throughout the organization. I would like to thank Mayor Bob Kiss for his support, and I also thank the Chair of the Police Commission, Jerome O'Neill, and the entire Police Commission for their thoughtful oversight.

Most importantly, on behalf of the women and men of the Burlington Police Department, we thank you the citizens of this great city for your continued support and trust. I am honored to serve as Chief of Police.

## **Administrative Services Bureau: Deputy Chief Michael Schirling**

Following reorganization the Administrative Services Bureau now includes: Communications Unit; Detectives; Facilities; Parking Enforcement; Records Unit; and Training & Recruitment Unit. This year was particularly busy with the Communications Unit hiring a number of new personnel and becoming accustomed to a new emergency communications center that was constructed using federal grants with no impact to the general fund. Our Detectives focused largely on incidents of property crime and burglaries as well as continuing an emphasis on neighborhood drug interdiction and enforcement.

We completed the first in a series of facilities upgrades and refits. After moving into Police Headquarters 11 years ago and operating the facility 24 hours per day it shows the signs of wear and use that are commensurate with a building after almost 40 years of use. The first refit was completed in the Uniformed Services area which sees the heaviest use. Improvements include an enhanced and more comfortable and accessible victim services area and an improved front desk facility as well as upgraded workspace for officers.

We continued to research and administer a wide range of training for employees of our department, including our continued emphasis on cultural competency.

Finally, our biggest challenge remains recruiting high quality, culturally competent, service-oriented police officers and communications specialists. Nationally, most if not all policing agencies are experiencing the same difficulties. While we recruited and trained 5 new police officers and 4 communications specialists, we are always looking for qualified candidates for each of these important positions.



### **Operations Bureau: Deputy Chief Walter Decker**

Our Department placed specific emphasis on three principle issues related to enforcement, service, and protection of our citizens: Drug investigations, Traffic Enforcement/Education and Quality of Life Initiatives – the latter two principally charged to the Operations Service Bureau.

During the Fall and Spring we continued to build on our quality of life programs by expanding the Hillside Noise Patrols in several aspects. Included was a next day follow up by a dedicated uniformed officer to identified problem properties, as well as notifying residents and area students directly by e-mail in advance about our partnering efforts with local colleges and the impact that negative behavior has on our neighborhoods.

We also began measuring the specific trends in noise and alcohol related complaints in our neighborhoods and downtown compared to previous years. We have currently identified a 13% drop in noise complaints during the same rating period from the previous year and overall the lowest total noise complaints for the measured range within the last four years. All of the participants in this effort should be proud of their work. Alcohol related complaints however have begun to track higher in the

last two years and will require some additional study and enforcement efforts.

Our Pedestrian and Bicycle Safety campaign in June led to a multi-week emphasis on safety in the Downtown. Officers were assigned to monitor, educate and enforce laws pertaining to safe traffic control for all users, and this combined with our annual “Back to School” crosswalk safety patrols continue to represent the need for safety on our streets for all users.

The Community Outreach Notification Program continued to inform residents in a direct and timely fashion of significant events in their respective neighborhoods. It offers accurate information to residents about what City officials are doing to respond to the issue while providing additional information about crime prevention and neighborhood safety.

The Uniformed Officers worked with the community and their respective patrol districts in retooling and updating our penalties to deal with the increase in graffiti. Our Parks Patrol had a very successful year maintaining services in City parks, the bike path, and on the Marketplace.

For more information about the Burlington Police Department, we invite you to visit our website: [www.bpdvt.org](http://www.bpdvt.org)

*Burlington Police participating in the Boys and Girls Club Carwash*





# Department of Public Works



**Steven Goodkind**  
Director

**T**ake a drink of water or wash your clothes; take a walk on a sidewalk; drive to the store on a public street; put out your recyclables; park downtown; flush your toilet. These are all services provided by your Public Works Department, which manages the backbone infrastructure of the city. Not surprisingly, this infrastructure is usually taken for granted, which is as it should be. Thanks to the hard work of DPW's many employees, these basic systems work all day every day. And when there's a problem, Public Works employees fix it.

### Water & Wastewater Division

Our Water & Wastewater Division delivers potable water to your tap and cleans the wastewater prior to discharge into the Winooski River and Lake Champlain. These services represent almost half of DPW's total expenditures. The funds come from ratepayers and from services provided to others so there is no burden on the property tax. With respect to the Water side, operating expenditures rose 5.3% last year. Despite the increase, when adjusted for inflation, these expenses were actually 10% lower than in 2004. In the Wastewater program, operating expenditures rose less than 1% last year. When adjusted for inflation, these expenses are almost 6% lower than in 2005.

### Streets & Sidewalks


Streets & Sidewalks is responsible for maintaining all road and bridge structures in the City's public right-of-way. This includes salting, sanding and snow plowing, street sweeping, patching potholes, street resurfacing, utility cut repairs, guardrails, and storm response. The Division is also responsible for the repair and replacement of sanitary and storm sewers (60 catch basins and 15 manholes replaced last year) as well as sidewalk and ramp projects funded under the Street Capital Improvement Program (see below).

There are 96 miles of public streets in Burlington and 150 miles of sidewalks. Street maintenance is funded by a portion of the dedicated street tax, excavation fees, and the General Fund. Adjusted for inflation, expenditures increased for several years but declined the last two years. Street and sidewalk maintenance in a densely populated city in the Northeast is as much an art as a science. Variables include weather, the age, and condition of the roads and sidewalks, traffic, parked cars, the number of available staff, the extent of their experience and training, and the quality of the equipment.

### Capital Improvement Program

In 2000, Burlington voters approved a four cent increase in the dedicated tax for long-term street paving and sidewalk replacement. The tax also pays for the local share (2%) of major road projects, capital improvements to the Bike path and crosswalks; and traffic calming. The Capital Improvement Program is funded from the dedicated street tax (just over 7 cents per \$100 value), plus revenues from excavation fees. And for five years beginning in 2007, the City has allocated \$200,000 per year from its capital budget for repaving neighborhood streets.

**DPW Expenditures by Division FY07**





**Snow Removal**

DPW's snow removal fleet includes 17 plows and trucks of varying sizes and 10 sidewalk tractors. Even with all this, it takes 5–7 hours to plow the streets once; 3 hours to salt; 6–8 hours to plow sidewalks; 14–18 hours to snow blow sidewalks; and 8–12 hours to sand sidewalks. To some extent, year to year variations in the Snow Plowing budget reflect annual weather conditions. In addition to more labor, equipment maintenance costs rise in years with substantial snow.

The program is funded primarily with property taxes. There are 39,000 people in Burlington and just over 10,000 taxable properties so the average cost is \$18 per person and \$70 per property. In response to growing expectations by citizens, DPW has increased its snow plowing activities. As a result, no city of comparable size in New England spends as much effort on sidewalks as Burlington does. And, in 2007 Burlington experienced one of the biggest storms on record on Valentine's Day – all staff should be commended for their round-the-clock work during this event.

**Street Cleaning**

DPW's Street Sweeping operation aims at the accumulated sand, dirt, other debris and chemicals on our streets that can end up in Lake Champlain and pollute the Lake. Street sweeping occurs on each street approximately three times from June to September, plus Spring and Fall cleanups of heavy debris. The volume of debris collected is substantial. In 2007, Public Works crews removed approximately 1,100 yards of debris, estimated at 1,650 tons of material. Street cleaning is not only a quality of life issue, but essential to a cleaner environment.

**Fleet Services**

Before the Public Works Department was created in 1985, City vehicles were either maintained by individual departments or work was contracted to local garages. Subsequently, the Police, Fire, Parks and Electric Departments all agreed to have Public Works service their vehicles. The Fleet Services group is responsible for the maintenance and repair almost 300 City-owned

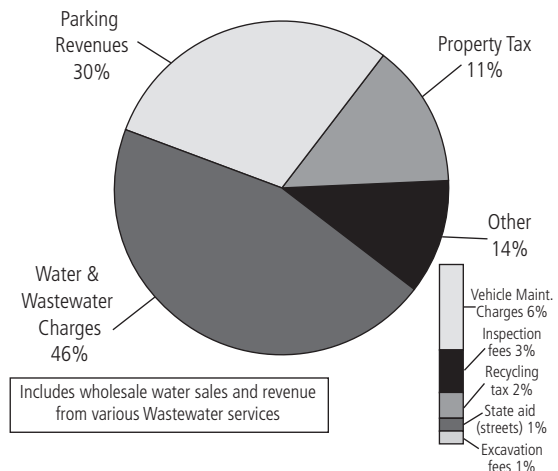
vehicles, 8 emergency facility generators, and 17 outside Fire and Rescue vehicles. A central municipal garage results in greater efficiency and better services for City vehicles. Adjusted for inflation, expenditures have been steady and have only grown 6% since 2001. Thus is especially noteworthy since fuel prices have increased significantly during this period.

The City Council and the Mayor have recommended converting fleet vehicles to alternative fuels. Although the City's fleet is a small part of the total number of vehicles in Burlington, it uses about 200,000 gallons of gasoline and diesel each year. Thus, the switch to alternative fuels can have a significant impact on the environment. DPW has the fueling capacity for hydrogen, compressed natural gas and biodiesel vehicles.

**Parking & Traffic Divisions**

Parking and Traffic is responsible for all public parking in the city and at the airport, as well as traffic lights, signs, and crossing guards. Excluding the Waterfront, the Parking Division maintains 2,660 parking spaces downtown, including three garages, on-street metered parking, and six surface lots (40% of all downtown parking). The division is funded entirely from parking revenues and receives no money from property

**DPW Revenue Sources FY07**



taxes. The Traffic Division is responsible for 75 traffic signals and 95 parking ban lights throughout the City. The first "count down pedestrian signals" were installed as part of the Riverside Avenue project last year. These



provide better information to pedestrians and we intend to use this equipment with all future pedestrian signal installations or upgrades. Two intersections (Prospect and Colchester Ave. and Institute Road and North Ave.) have been re-signalized utilizing virtual loop detection cameras for controlling traffic flows.

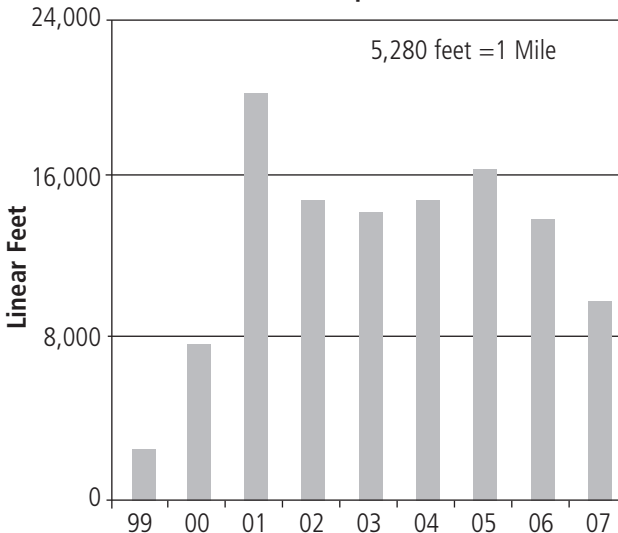
**Recycling**

DPW's recycling crews make 1,000 to 1,500 stops per day, and the total number of residential units served is over 13,000.

Collected materials are transported to the Solid Waste District's Material Recovery Facility in Williston, where they are sorted, baled, and shipped to appropriate markets. Through the blue box program, Burlington residents recycled 3,100 tons of material last year (almost 480 pounds per household). Including commercial activity, CSWD estimates that we divert at least 38% of our solid waste to recycling. The Recycling program also conducts the fall leaf pick-up, Christmas tree collection, and Green Up! Day collection.

The cost of the recycling program is paid from a Solid Waste Generation Tax assessed to each residential unit within the City. This tax is currently \$3.10 per month per residential unit and is collected for the City by the private trash haulers who pick up your solid waste. Businesses are required to recycle as well but they contract directly with private haulers.

**Sidewalk Replacement Program  
 Linear Feet per Fiscal Year**



*On average, DPW reconstructs over two miles of sidewalks each year. Generally, the available resources are distributed evenly throughout the city (see table at left). At the current rate, it will take 67 years to replace all 150 miles of our sidewalks. But the new ones are only expected to last 50 years. Thus, the money available from the dedicated tax is not enough to ensure that all the sidewalks are replaced before they exceed their normal lifespan.*

**Inspection Services**

DPW inspectors issue permits for new buildings, additions, alterations, repairs, demolitions, sprinkler system changes, fire alarms, fire suppression, plumbing, mechanical and electrical systems. The division is funded with revenues from inspection fees (building, plumbing, electrical & HVAC). The number of inspections increased 79% from 2000 to 2005, but has leveled off in the last two years. Notwithstanding increased demand for services, inflation adjusted expenditures for this division are actually lower today than in 2001.

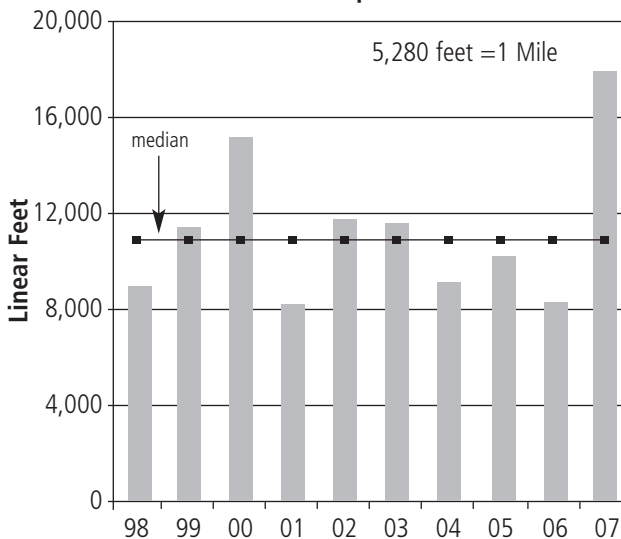
**Engineering**

Engineering provides technical support for major capital projects and Development Review; design and engineering services for Water & Wastewater; performs traffic studies; manages traffic calming projects; staffs various City committees; and facilitates public participation in various department and city wide initiatives. Work in the past

year includes management of several major ongoing transportation projects (such as Waterfront access projects, the Champlain Parkway, and the Downtown and South End Transit Centers), completion of a draft comprehensive transportation plan for Burlington, and implementation of the City's Capital Improvement Program.



**Street Paving Program  
Linear Feet per Fiscal Year**



*Each year, DPW re-paves an average of about two miles of new pavement. The streets are selected based on the condition of the road and the volume of traffic. Although the funding is usually consistent, the amount of new pavement varies based on the extent of reconstruction required and the width of the right of way. Repaving was up last year because more money was available for capital projects.*



# Burlington School Department



**Jeanne Collins**  
Superintendent

The Burlington School District is the public school system serving Vermont's largest city. The District is Vermont's largest K-12 school district, educating about 3,600 children. The District's mission is "in partnership with families and the community, will educate and inspire students to influence and shape the future."

A major focus of the past few years has been to provide equal educational opportunities to all Burlington students. In addition, Burlington students, faculty and programs have had many successes – construction projects have moved forward and the District remains a vital part of the social network and diverse fabric of Burlington.

### Providing Equal Educational Opportunities to All Burlington Students

Socioeconomic integration was recommended by a January-June 2006 task force appointed by the School Board on how to remove obstacles to success for students from low-income families.

In September 2006, the School Board endorsed the principles of socioeconomic integration, or equalizing the percentage of students qualifying for free and reduced-priced meals at all schools. The need for balanced, mixed-income classrooms remains a critical link between excellence and equity.

During summer and early fall of 2007, School Board members have focused on

defining measures of success and understanding and sharing district data as well as national research and best practices. The Board reflected upon the values of the community to maintain strong neighborhoods, choice and schools within walking distance of families.

### Quality: Student and Staff Successes

The Burlington School District provides a high-quality education to students using nationally recognized instructional strategies supported by strong professional development of its teachers.

The District offers comprehensive programs including K-12 arts, physical education, health, guidance, English as a Second Language and music programs; a dozen advanced placement courses at the high school; special education; and comprehensive extra and co-curricular activities. The District employs one of only two full-time diversity-equity staff in the state. Other highlights over the past year:

- The District's sustainable foods project, run in collaboration with several partners, has sparked an overall student interest in healthy foods. The District prepares and provides 930,000 meals annually using fresh and local produce; such produce on the lunch line has tripled since the project began.

### Demographics: Burlington Has Vermont's Most Diverse Schools

<i>Most recent data available is presented. Different dates are noted below. Sources: Burlington Schools, Vermont Education Department, Vermont Agency of Human Services.</i>		<b>Burlington (2006-07 data)</b>	<b>Vermont (2005-06 data)</b>
Number of students		3,554	96,636
Special Education identified ( <i>Vermont data for 2003</i> )		12.44%	14.30%
Dropout ( <i>Vermont data is for 2004-05 and for 9th-12th graders</i> )		3.98%	2.40%
English as a Second Language identified		13.59%	1.40%
Number of languages spoken by students other than English		44	N/A
Qualify for free/reduced meals ( <i>state data is for 2002-03</i> )		42.74%	29%
Racial diversity	White	76.96%	94.71%
	Black	11.23%	1.47%
	Asian	6.39%	1.43%
	Hispanic or Latino	1.52%	0.99%
	American Indian or Alaskan	0.45%	0.43%
	Native Hawaiian or other Pacific Islander	0.08%	0.11%
	Multi-racial	2.14%	0.84%
No race reported		1.24%	N/A



- Burlington's SAT and ACT scores for 2007 were better than Vermont's scores and the nation in all categories: the SAT's critical reading, math and writing, and the ACT composite. More Burlington students took these exams used for college entrance than a year ago.
- Smith Elementary School teacher Lee Orlando was recognized as one of Vermont's top two teachers by the Milken Family Foundation and received a gift of \$25,000.
- Burlington High School won the state high school football championship in Fall 2006.
- The Burlington School District has been ranked among the top third in the nation of 2,800 school districts with more than 3,300 students by a national magazine that compares communities' work forces.
- Burlington's nationally-recognized truancy prevention program was adopted by school superintendents in Addison, Chittenden, Franklin and Grand Isle counties.
- Completion of a wood-chip heating plant for Burlington High School. The \$2.2 million plant is expected to save the District \$61,507 in the first year and \$3.4 million over 30 years.
- Burlington High School Track and Field. The \$3.9 million project created a new artificial turf football field, a new eight-lane track, a new meet management/concession stand building and a new storage building. New drainage and a pump station should resolve odor issues.
- Edmunds Middle School windows. The first phase of this project replaced windows on the north and west sides of the building. The more energy efficient windows open those closed since the energy crisis of the 1970s. This should increase the availability of natural light, further reducing costs. Similar work has been completed at Edmunds Elementary.

For more information about the Burlington School District, please call 865.5332 or [www.bsdtv.org](http://www.bsdtv.org).

### **Cost-effectiveness**

For the past four years, the Burlington School District has had the lowest or second lowest equalized tax and spending rates in Chittenden County. The spending rate has been the lowest for four consecutive years. The tax rate has been the lowest for five consecutive years.

The Burlington School District spends about \$50 million a year to educate its students. Of that, about \$14 million is from grants, foundations and sources other than tax dollars.

### **Improvements to the School District's Buildings and Grounds**

The District has had several significant projects underway in the past few years to upgrade the school's physical facilities. The city charter allows for the spending of a \$750,000 bond annually for capital projects. This is important as the youngest of Burlington's schools is more than 40 years old and the oldest is more than 100. Recent projects include:

*New track and field at Burlington High School.*





## Burlington Telecom

*Note: Tim Nulty resigned as General Manager of Burlington Telecom in November 2007. Christopher Burns has assumed General Manager responsibilities since that time.*



**Christopher Burns**  
Acting General  
Manager

**B**urlington Telecom (BT), a department of the City of Burlington, is building a state-of-the-art broadband network using optical fiber-to-the-premise and digital technology. The network will:

- Provide High Speed Symmetrical Internet Bandwidth, Video and Telephone Service;
- Be financially self-supporting, pay for all its own costs and yield a return to the City budget; and
- Be flexible for the future – be easy to upgrade over time as technology advances.

Burlington is building this network for two simple reasons: a) access to the highest quality broadband telecommunication services is essential to sustain and develop our economy and quality of life; b) no private carriers have indicated willingness to build such a network or meet the criteria set out

above in our market (some carriers are building similar networks, but only in major metropolitan areas). This is why many small cities and towns across the country have come to the same conclusion as Burlington: build it yourself or do without.

So far, the main hub of the network has been built and about 90% of the City has been “wired” (i.e. fiber cable down the street). As of the end of 2007, approximately 2500 customers will be hooked up with an average of 50-70 new ones being hooked up per week. Most residential customers choose to receive the “triple play” of integrated digital Cable TV, telephone and internet services. Businesses concentrate on high-speed internet and sophisticated business-oriented voice telephone services.

To keep informed, visit our website: [www.burlingtontelecom.com](http://www.burlingtontelecom.com) or use the link on the City’s website (<http://www.ci.burlington.vt.us/>).



*Burlington Telecom hooks up its 2000th customer in September 2007.*

# Chittenden County Transportation Authority



The Chittenden County Transportation Authority (CCTA) had another successful year in 2007 providing public transportation services to the City of Burlington and the greater Burlington area. Services include local fixed-route bus service; commuter park and ride shuttles; supermarket and school shuttles; inter-regional commuter routes; multi-county ride-sharing and vanpooling; transportation for Medicaid recipients; and contracted ADA para-transit service for those who are unable to ride the bus.

The mission of CCTA is to promote and operate safe, convenient, accessible, innovative and sustainable public transportation services in the Chittenden County region that reduce congestion and pollution, encourage transit oriented development and enhance the quality of life for all.

CCTA is governed by a 10-member Board of Commissioners with two Commissioners representing each of the following communities: Burlington, Essex, Shelburne, South Burlington, and Winooski. Burlington's Commissioners to the CCTA Board are Benjamin Truman and Chapin Spencer (Secretary).

CCTA's annual operating and capital match expenses in 2007 were \$10,341,955.65, up from \$9,773,711.17 in 2006. Equal or greater revenues in 2007 offset these increased expenses.

## Increased Ridership

CCTA is pleased to report that ridership increased by 5 percent in 2007, which represents an additional 100,118 riders for a total ridership of 2,009,371. Much of the increase is due to the continued expansion of the Unlimited Access program, the LINK Express, the North Avenue, Ullin Airport, Essex, Essex Center, Riverside/Winooski, Lakeside, College St. Shuttle, CATMA, Sunday Service, Williston routes, and special services. Additionally, fluctuating fuel costs prompted many customers to look for alternative forms of transportation.

## Improved Information and Amenities

CCTA continued to advance several projects to improve the flow of information to pas-

sengers and make our transit system more convenient and user-friendly.

- CCTA completed an airport style sign system at Cherry Street to inform passengers of the on time status of arriving and departing buses. This has been a long standing rider request.
- CCTA continues to add to and enhance the quality of the bus shelters in Chittenden County. In 2007, seven new shelters were constructed. All new bus shelters have a durable and attractive timber frame and metal roof that meet ADA accessibility requirements.



**Chris Cole**  
General Manager

## LINK Express Commuter Routes

CCTA continues to expand and improve the already popular LINK Express services. These commuter routes are designed to connect commuters from Montpelier, Middlebury and St. Albans to Burlington; all LINK routes deliver commuters to FAHC, UVM, Champlain College and Cherry Street in downtown Burlington. LINK ridership grew in 2007 and the Montpelier LINK expanded its service to include a third morning trip. Total 2007 ridership on all three LINK routes was 64,329 which is an increase of 9,886 or 18% from 2006.



One of CCTA's new bio-diesel buses.





### **Environmental Commitment**

CCTA is pleased to announce that in 2007 it began the use of biodiesel in all CCTA buses. Biodiesel is a safe, clean burning fuel source which is derived from domestically produced, renewable sources such as vegetable oils, is biodegradable, and reduces key greenhouse gas emissions such as carbon monoxide and hydrocarbons. CCTA will operate an 80/20 blend of biodiesel in the spring/summer/fall months and a 95/5 blend during the colder winter months.

CCTA also began replacing its older bus fleet with new state of the art clean diesel buses that reduce particulate emissions by 95%. These new buses have diesel particulate filters and the latest engine technology to be the cleanest diesel buses in the State of Vermont. CCTA is committed to replacing older buses with new cleaner buses as soon as funding is made available.

CCTA offers member communities a variety of environmentally responsible commuting alternatives to the single occupancy vehicle. The LINK routes and Vermont Ride-share services for carpooling and vanpooling are another way in which CCTA is able to reduce local congestion and improve air quality. CCTA staff worked with local businesses and communities in 2007 to promote these services and encourage participation.

### **Unlimited Access Program**

CCTA is pleased to announce that the Unlimited Access program continued to grow in 2007 with increased ridership. This program allows those with a valid UVM or Champlain College ID card to board any CCTA bus by simply swiping their ID. CCTA welcomed Champlain College to the Unlimited Access family as a full participant in fall 2006. The UA program continues to be well received by staff and students and will hopefully expand in 2008.

### **Contact CCTA for Route and Schedule Information**

802-864-CCTA (Phone)  
info@cctaride.org (E-mail)  
www.cctaride.org (Web)





### **Administration**

CSWD owns and oversees 10 solid waste or recycling facilities in Chittenden County for its 18 member municipalities. A Board of Commissioners, that sets policy and oversees financial matters, governs CSWD. One Commissioner is appointed by each member community. The Board of Commissioners Officers include: Chairman Paul Stabler of South Burlington; Vice Chair Bert Lindholm of Jericho, and Secretary/Treasurer Mike Coates of Williston. Executive Board Members include these Commissioners as well as Ken Nolan of Milton and Steve Goodkind of Burlington. The CSWD General Manager is Thomas Moreau.

CSWD wants to acknowledge all the time and effort given by Bill Leach to CSWD over the past 19 years of which 16 were served as the Chair of the Board of Commissioners. Mr. Leach passed away during this fiscal year.

The unaudited 2007 General Fund expenses were \$7,218,193 and the revenues were \$8,309,832. This represents a 6% increase in expenses and a 5.48% increase in revenues from the 2006 General Fund.

### **Significant Changes/Events**

In 2007, CSWD continued to focus on two parallel tracks; waste minimization/diversion and waste disposal in a proposed regional landfill. Concerning the first track, we finished collecting data for our Recycling Performance Research Plan, we negotiated additional recycling materials to be accepted and processed at CSWD's Materials Recovery Facility (mixed plastics and soft cover books), and we became very active in promoting responsibility of manufacturers for their products at the end of use. For the landfill project, we completed additional scenarios, discussed them with the majority of our member towns/cities' governing boards, and have now focused on a smaller landfill footprint.

### **Ongoing Operations**

- Drop-Off Centers located in Burlington, Essex, South Burlington, Milton, Williston, Richmond, and Hinesburg are available to District members who prefer to self-haul their trash and recyclables. Drop-Off

Centers collected 3,054 tons of recyclables, a decrease of 4.7% from 2006, and 7,190 tons of household trash during 2007, a 0.65% increase from 2006.

- The Materials Recovery Facility in Williston is owned by CSWD and privately operated by Casella Waste Management. In 2007, 37,121 tons of recyclables were collected, sorted, baled, and shipped to markets. This represents a 1.2% increase from the previous year. The average sale price for materials was \$93.52 per ton, which is a 21.7% increase over last year's average.
- The Environmental Depot and the Rover are CSWD's hazardous waste collection facilities for residents and businesses. In 2007, 8,787 households and 612 businesses brought in 523,350 pounds of waste that were collected and processed at these facilities. This included 47,210 pounds (4,721 gallons) of latex paint re-blended and sold as "Local Color," 13,272 pounds of waste given away through the "Hazbin" reuse program, and 95,700 pounds (9,570 gallons) of oil and latex paint processed for recycling in Canada.
- CSWD brokered 15,342 wet tons of Biosolids for our member communities in 2007, nearly the identical quantity as last year. Unfortunately, the contract to beneficially compost the County's wastewater treatment plant sludge at facilities in Quebec was abruptly cancelled by a Canadian subcontractor during the year.
- CSWD's MARKETING CAMPAIGNS raised the profile of the Electronics Recycling Program with a round-up event in conjunction with Small Dog Electronics, collecting close to 100 tons. Other events promoting reduce, reuse, recycle—rethink included the Rover round-ups, Spring Move Out Project, Waste Reduction Award, Lake Monsters sponsorship game, Green Up Day, the Appliance and Tire round-ups, Merry Mulch, paint round-up, and the Creative ReUse Showcase.
- A variety of EDUCATIONAL PROGRAMS and tools are available to assist residents, institutions, and businesses to reduce and properly manage their wastes. The CSWD



**Thomas Moreau**  
General Manager



## Chittenden Solid Waste District continued

HOTLINE (872-8111), WEBSITE: ([www.cswd.net](http://www.cswd.net)), school programs, workshops, informational pamphlets, free recycling bins and signage, discount compost bins, and waste assessments for businesses are part of this positive community outreach.

- Over 14,000 employees, residents of residential complexes, students, volunteers, and clients were impacted by the BUSINESS OUTREACH PROGRAM. School presentations, equipment loans, and waste assessments and facility tours reached 6,200 students through the SCHOOL OUTREACH PROGRAM.
- RESEARCH AND DEVELOPMENT efforts, which have dual goals of reducing the amount of waste generated and land-filled along with making programs more convenient and cost-effective, focused on recycling participation, construction and demolition debris recycling, organics diversion, alternative disposal technologies, and markets for recyclables.
- CSWD provides funding and staff time to support GREEN UP DAY efforts in Chittenden County. In May 2007, 56 tons of litter were collected, including 1,754 tires and 21 cubic yards of scrap metal. CSWD also contributed \$4,100 to Green Up Vermont on behalf of its member municipalities.
- The fall and spring APPLIANCE and TIRE ROUND UPS brought in 785 major appliances and 7,542 tires at no charge from 2,384 households.
- The COMMUNITY CLEAN UP FUND helps members keep their communities clean and litter free throughout the year. In 2007, almost \$12,000 were distributed to ten of CSWD's member municipalities through this program.





**T**he Winooski Valley Park District's mission is to preserve natural areas that are a short walk or bike ride from where 110,000 people live and work. Our 17 public natural areas total 1754 acres, offer miles of trail, over 13 miles of shoreline, and canoe and fishing access. In Burlington this includes the Ethan Allen Homestead, Salmon Hole Park, Mayes Landing and Derway Island. The City of Burlington has been a supporting member for 35 years. Thank you to the residents of Burlington for your support.

You can find our office at the Homestead. A seven member Board of Trustees governs the Park District, one appointed by each of the seven member communities. Your representative is Roger Marshall. Visit [www.wvdpd.org](http://www.wvdpd.org) for trail maps and to learn more. Highlights of the year follow:

### **New Park Opened**

Winooski Gorge in South Burlington can now be reached safely, by bike, car or on foot. A path follows the top of one of Vermont's steepest gorge with views of the Winooski River far below. Cedars on the bluffs grow slowly and reach ages of 300 years. Roadside parking for this 11 acre natural area is along Lime Kiln Road in South Burlington, just off route 15.

### **Historic Ethan Allen House Faces Uncertain Future**

The 1787 farmhouse of Ethan and Fanny Allen in Burlington was forced to close to schools and the public last fall. However, \$20,000 from the Vermont Legislature and loyal volunteers have rescued it for now. As the owners of Allen's historic house, the Park District hopes that the State will continue to support this site of state-wide significance.

### **Park Programs Led by Others**

About 350 scouts and parents camped for two nights at the Ethan Allen Homestead then masterfully "left no trace" of their visit. Flynn Arts led tweens and teens in 2 weeks of drama skits with a history theme. The YMCA held 10 days of nature camps at the Homestead. Uncle Jammers sponsored a summer camp at Colchester Pond. UVM led

classes at our parks in art, natural history, engineering, soil science and geology.

### **Volunteers Help Steward the Parks**

IBM, local schools, Youth Build, Burlington School's "On Top" program and others spent countless hours removing invasive plants and monitoring wildlife signs at the parks again this year.

### **Lessons Learned at the Parks**

Hunt Middle School routinely has students and teachers bike to the Homestead for natural and cultural history lessons. Several hundred Burlington Parks and Recreation Program participants studied wetlands, looked for bugs and learned orienteering at the Homestead. Dozens of area students fulfilled community service hours at our parks this year.

Children need wild places—which depend on skilled management that assures people and wildlife can peacefully coexist. Each year Burlington's support makes it possible for thousands of Burlington residents and Vermonters to explore our ecologically-diverse system of natural areas.



**Jennifer Ely**  
Executive Director





The following are results for our Town Meeting vote on Tuesday, March 6, 2007. Election results for City Councilors and School Commissioners are not included.

**QUESTION 1:**

**Approval of School Budget For Fiscal Year 2008**

Shall the voters support the School Department's proposed \$41,574,566 Act 68 locally adopted budget (School General Fund Budget) for Fiscal Year 2008 for current expenses and deficit retirement?

**Yes: 2,823 No: 2,173**

**QUESTION 2:**

**Advisory Question Re: 9/11 Investigation**

Shall Vermont's Congressional Delegation be advised to demand a new, thorough, and truly independent forensic investigation that fully addresses the many questions surrounding the tragic events of September 11, 2001?

**Yes: 1,817 No: 3,150**





**Airport**

Bergeron, Randall P. . . . .	33,073.41
Bostwick, Thomas C. . . . .	6,157.34
Brosky III, Vernon J. . . . .	14,899.18
Brown, Richard . . . . .	55,120.50
Carey, Gerry . . . . .	50,777.39
Catella, Michael P. . . . .	55,815.02
Colling, Kelly Q. . . . .	46,650.03
Dumont, Jennifer . . . . .	1,933.70
Duval, Jr., Thomas. . . . .	42,974.98
Fadden, Kerri . . . . .	24,856.49
Forden, Jean C. . . . .	1,751.90
French, John C. . . . .	61,504.07
Gagne, Tamara S. . . . .	56,709.97
Gonyea, Sara E. . . . .	15,496.50
Goodrich, Francis G. . . . .	37,231.13
Gross, Carl A. . . . .	54,964.56
Hall, Allan J. . . . .	5,201.61
Harding, Matthew P. . . . .	52,304.04
Hill, Gregory M. . . . .	54,755.23
Jewell, Corey C. . . . .	55,982.84
Kaigle, Kevin P. . . . .	49,575.34
Kendrew, Heather A. . . . .	56,233.36
Laroche, Urgel E. . . . .	41,044.35
Latreille, Jeremiah J. . . . .	13,773.06
Lemieux, Paul L. . . . .	46,386.43
Mashtare, Adam. . . . .	8,310.00
Mcewing, Robert . . . . .	64,775.80
Mobbs, Reginald A. . . . .	47,010.01
Nichols, Paul . . . . .	1,242.17
Philbrook, Thomas G. . . . .	5,291.31
Phillips, Charles T. . . . .	4,024.59
Planas, Alejandro . . . . .	49,664.26
Searles, Brian R. . . . .	92,410.86
Sharrow, Patrick . . . . .	25,731.23
Sweeney, Ronald W. . . . .	59,411.73
Tatro, Kirk . . . . .	45,935.40
Varney, Richard C. . . . .	64,361.91
White, Richard W. . . . .	54,287.46
Wood, Douglas W. . . . .	42,084.03
Zizza, Lynn . . . . .	35,750.44

**Arts**

Abraham, Catherine . . . . .	11,350.00
Attanasio, Katherine M. . . . .	25,848.00
Barron, David . . . . .	5,747.25
Bond, Judith A. . . . .	7,800.00
Butt, Katherine . . . . .	750.00
Dyer, Jessica A. . . . .	29,113.25
Elliott, Joanna . . . . .	1,050.00
Erickson, Ruth E. . . . .	36,657.43
Fisher, Edward W. . . . .	1,696.60
Ford, Eric . . . . .	33,770.50

Gergely, Stephanie J. . . . .	17,696.00
Giordano, Lisa. . . . .	2,709.00
Hall, Rosemary. . . . .	779.28
Johns, Melinda L. . . . .	21,067.53
Johnson, Mary E. . . . .	23,400.00
Katz, Sara . . . . .	40,401.39
Kraft, Doreen E. . . . .	64,441.43
Languet, Loretta L. . . . .	1,202.00
Lefrancois, Daniel. . . . .	750.00
Mcfall, Tamara H. . . . .	20,065.00
Newton, Cynthia. . . . .	4,200.00
Patten, Angela . . . . .	4,710.37
Procopio, Mary Anne . . . . .	14,863.02
Rumbaugh, Jennifer . . . . .	13,273.54
Walker, Melissa J. . . . .	44,810.10
Weiss, Susan . . . . .	4,330.00
Youlen, Katherine E. . . . .	16,565.77
Young, Amanda . . . . .	6,960.00

**Assessor's Office**

Geygong, Tenzin. . . . .	8,506.72
Kellington, Kim. . . . .	48,760.13
Mongeon, Terese M. . . . .	43,423.38
Vickery, John. . . . .	63,085.70

**Attorney's Office**

Bergman, Eugene . . . . .	67,124.17
Blanchard, Linda F. . . . .	43,994.96
Fuller, Nikki A. . . . .	66,478.17
Jones, Lisa A. . . . .	37,195.51
Schatz, Kenneth A. . . . .	77,646.05

**City Council**

Ashe, Timothy R. . . . .	3,000.00
Bushor, Sharon F. . . . .	3,000.00
Carleton, Ian P. . . . .	2,250.00
George, Carmen. . . . .	2,250.00
Keogh, William J. . . . .	3,000.00
Knodell, Jane E. . . . .	3,000.00
Mcdonough, Cheryl A. . . . .	3,000.00
Montroll, Andrew H. . . . .	3,000.00
Perry, Barbara . . . . .	3,000.00
Shannon, Joan . . . . .	3,000.00
Wright, Nathan K. . . . .	3,000.00
Ellis, Russell. . . . .	3,000.00
Decelles, Paul . . . . .	3,000.00
Davis, Clarence . . . . .	3,000.00
Adrian, Edward . . . . .	750.00
Gutchell, Craig. . . . .	750.00

**Clerk/Treasurer**

Alemy, Lara B. . . . .	36,985.11
Barton, Ann M. . . . .	27,380.35



Salaries Fiscal Year 2006–2007 continued

Brelsford, Lynn M. . . . .	24,813.94
Brown, James . . . . .	47,681.83
Camp, Lisa . . . . .	32,070.91
Chan, Catherine C. . . . .	40,707.47
Dodi, Mariam . . . . .	11,406.27
Duckworth, Scott A. . . . .	48,450.49
Dunn, Kathleen. . . . .	47,832.45
Forguites, Jennifer L. . . . .	17,550.29
Friedman, Marie J. . . . .	28,420.00
Heald, Lisa K. . . . .	41,653.32
Herwood, Jeffrey. . . . .	40,137.91
Kopacz, Barbara . . . . .	38,115.10
Lalime, Philip. . . . .	38,759.96
Lamarche, Jo Anne . . . . .	61,249.74
Leopold Jr., Jonathan P.A. . . . .	78,590.20
Nguyen, Emily P. . . . .	22,861.81
Olberg, Lori. . . . .	43,858.81
Olejar, Anna . . . . .	38,554.15
Poirier, Kathleen . . . . .	21,831.55
Poulin, Jean E. . . . .	41,597.40
Schmitz, Patricia . . . . .	57,057.33
Shepard, Claire J. . . . .	30,242.68
Stewart, John K. . . . .	60,673.42
Sundquist, Ellen . . . . .	19,069.37
Tang, Linda L. . . . .	49,459.06
Trainor, Susan . . . . .	33,348.76
Wingate, Karen. . . . .	37,968.05

**Code Enforcement Office**

Ahonen, Timothy W. . . . .	48,129.32
Butler, Kathleen . . . . .	51,062.95
Coutrayer, George . . . . .	42,998.18
Francis, Jeanne L. . . . .	46,110.28
Mainello, Britta E. . . . .	35,526.74
Perry, Matthew . . . . .	42,063.10
Politi, Frances E. . . . .	43,049.36
Robear, Donald C. . . . .	45,048.98
Ryan, John . . . . .	44,752.88
Sikon-Amato, Donata . . . . .	35,366.40
Tabachnikov, Alan . . . . .	19,053.69

**Community & Economic Development Office**

Ahladas, Penny Yiota . . . . .	48,341.67
Antczak, Edward F. . . . .	45,331.83
Bennion, David . . . . .	4,795.50
Bozik, Margaret . . . . .	51,223.94
Carey, Cindy A. . . . .	29,334.17
Chicoine, Lisa Marie . . . . .	43,772.46
Christensen, Cynthia D. . . . .	39,411.21
Destakasi, Graham . . . . .	41,450.58
Dunnivant, Michelle . . . . .	1,397.50
Elliot, Susan B. . . . .	27,324.22

Fox, Sally G. . . . .	41,190.96
Girard, Denise. . . . .	31,470.83
Gleason, Cara. . . . .	36,670.03
Hadwen, Brooke. . . . .	40,625.69
Jaffe, Tracy Abigail . . . . .	30,889.77
Juaire, Jocelyn J. . . . .	36,608.03
Longe, Kathleen . . . . .	53,659.06
Meno, Delorita M. . . . .	39,756.68
Merriman, Kirsten A. . . . .	44,406.77
Monte, Michael . . . . .	79,086.81
Pine, Brian T. . . . .	53,892.28
Rawlings, Todd W. . . . .	46,142.61
Rosenbluth, Betsy A. . . . .	24,929.42
Schoonmaker, Teresa B. . . . .	3,934.88
Seifer, Bruce . . . . .	56,362.74
Sheldon, Egan Clark . . . . .	19,452.70
Tabachnikov, Alan . . . . .	14,600.23
Tanguay, Jeff S. . . . .	39,894.49
Truzansky, Beth . . . . .	40,629.26
Vastine, Karen. . . . .	3,197.76
Warner, Caleb N. . . . .	47,072.85

**Electric Department**

Albarelli, Patrick J. . . . .	55,047.41
Alexander, Paul G. . . . .	70,693.49
Archer, Marjorie C. . . . .	56,838.71
Ardell, Paul G. . . . .	44,803.48
Askew, John E. . . . .	80,758.35
Audy, Byron D. . . . .	37,135.88
Beauchemin, Michael A. . . . .	63,268.26
Belisle, Lucien E. . . . .	54,814.74
Benjamin, John P. . . . .	60,255.80
Bingham, Robert L. . . . .	52,984.80
Blanchard, Michael J. . . . .	54,088.83
Bouchard, Jennifer L. . . . .	44,554.56
Bourassa, Richard P. . . . .	76,333.96
Brennan, John J. . . . .	64,022.66
Brown, Christopher E. . . . .	43,885.58
Brownell, Seth H. . . . .	71,164.15
Brunelle, David R. . . . .	87,449.16
Buckley, Thomas A. . . . .	98,932.21
Burke, William R. . . . .	52,650.82
Burns, Christopher R. . . . .	81,450.27
Callnan, Brian M. . . . .	53,924.85
Carter, Linda L. . . . .	49,687.09
Carter, Thomas E. . . . .	57,257.41
Chagnon, James J. . . . .	74,360.81
Chamberlain, Catherine J. . . . .	48,927.22
Charland, Gary P. . . . .	54,085.25
Collins, Dennis P. . . . .	50,808.63
Coombs, Helen C. . . . .	64,363.21
Couillard, Richard A. . . . .	60,648.44
Crowley, Duane E. . . . .	29,911.46



Crowley, Patricia J. . . . . 66,021.95  
 Crowley, Peter R. . . . . 80,950.85  
 Cruickshank, George D. . . . . 69,325.17  
 Daubenspeck, Sylvis I. . . . . 63,685.21  
 Davis, William R. . . . . 51,466.13  
 DeBrita, Valerie M. . . . . 5,413.41  
 deGrasse, David R. . . . . 13,915.41  
 Delbeck, Mark G. . . . . 51,989.37  
 Delorme, Drew G. . . . . 19,962.79  
 Dickson, Roger L. . . . . 38,825.70  
 Dolan, Timothy N. . . . . 60,331.52  
 Donegan, Roger P. . . . . 63,685.15  
 Douglas, Helen L. . . . . 43,196.82  
 Dudley, Dennis P. . . . . 63,268.91  
 Dutra, Sr., James F. . . . . 60,815.75  
 Elliott, Susan M. . . . . 36,575.26  
 Enterline, Shawn P. . . . . 75,196.72  
 Fleming, Donald J. . . . . 60,570.09  
 Gaudreau, Raquel . . . . . 24,914.82  
 Genau, Jr., Alan F. . . . . 54,714.91  
 Gibbs, Bethany L. . . . . 19,130.07  
 Gingras, Patrick. . . . . 47,066.19  
 Giroux, Michael A. . . . . 63,321.68  
 Gladden, Raymond A. . . . . 44,933.05  
 Goodreau, Jr., Wilfred J. . . . . 23,854.83  
 Gregoire, Dana J. . . . . 57,544.71  
 Gregory, Robert T. . . . . 51,829.89  
 Griffin, Mary C. . . . . 51,030.13  
 Grimes, Barbara L. . . . . 110,375.00  
 Hall, Francis C. . . . . 45,753.49  
 Hartleib, Horst . . . . . 22,534.30  
 Hernandez, Dorian . . . . . 59,527.58  
 Hoffman, Ernest W. . . . . 52,287.34  
 Irving, John M. . . . . 98,132.53  
 Jarvis, Joann I. . . . . 65,425.67  
 Johnson, Vincent . . . . . 55,830.41  
 Kasti, Munir K. . . . . 101,910.23  
 Kimball, James E. . . . . 37,369.49  
 King, Richard V. . . . . 48,780.82  
 Knapp, Soni M. . . . . 44,043.93  
 Kropelin, William K. . . . . 80,800.14  
 LaDue, David L. . . . . 38,605.53  
 LaFountain, Ronald J. . . . . 45,024.66  
 Lander, Brian K. . . . . 52,788.99  
 Larned, Stephen G. . . . . 69,071.54  
 LaRochelle, Howard A. . . . . 41,808.95  
 LaRose, Ronald L. . . . . 68,128.39  
 Leach, Michael L. . . . . 72,113.84  
 Lemieux, Laurie D. . . . . 48,875.47  
 Lesnikoski, Elizabeth S. . . . . 60,805.09  
 Lincoln, John R. . . . . 23,460.47  
 Link, Grace C. . . . . 28,447.51  
 Lockerby, Dennis D. . . . . 75,736.36

Longe, Pamela R. . . . . 48,057.25  
 Loso, Jr., Howard W. . . . . 74,223.73  
 MacDonnell, David V. . . . . 71,608.90  
 Mazza, Thomas J. . . . . 52,086.01  
 McCormick, David G. . . . . 47,197.82  
 McLaughlin, Paul B. . . . . 63,679.07  
 Miller, Robyn M. . . . . 28,470.92  
 Mitchell, Cheryl S. . . . . 51,699.14  
 Mitchell, Kevin P. . . . . 68,147.75  
 Mitiguy, Stephen A. . . . . 29,405.35  
 Montagne, Matthew A. . . . . 17,783.83  
 Morse, Justin A. . . . . 48,676.25  
 Myers, David T. . . . . 21,263.41  
 Naughton, Andrew J. . . . . 57,011.01  
 Nolan, Kenneth A. . . . . 85,097.53  
 Nulty, William V. . . . . 66,955.94  
 Orr, Lawrence R. . . . . 51,131.77  
 Parent, Ronald W. . . . . 68,805.40  
 Parizo, William H. . . . . 60,715.00  
 Pecor, Mark R. . . . . 67,098.16  
 Pfeil, Benjamin . . . . . 59,561.55  
 Pichieri, Randy G. . . . . 47,769.75  
 Pikna, Paul D. . . . . 39,323.03  
 Rabidoux, Sylvia G. . . . . 56,838.95  
 Raine, Michael D. . . . . 60,165.02  
 Rainville, Scott A. . . . . 60,682.47  
 Risley, Robert J. . . . . 59,248.94  
 Rouille, Colleen M. . . . . 48,022.43  
 Rouille, Jay E. . . . . 84,273.36



Ruland, Wesley G. . . . . 51,688.71  
 Samal, Jr., William. . . . . 60,805.09  
 Santerre, Daryl J. . . . . 99,226.20  
 Sheehan, Carolyn A. . . . . 40,553.51  
 Sheehey, Joel P. . . . . 63,685.29





**Salaries Fiscal Year 2006–2007 continued**

Sherry, York A. . . . .	74,140.77
Sorrell, Edward T. . . . .	44,966.30
Stergas, Richard L. . . . .	66,466.69
Suder, William M. . . . .	60,164.96
Sullivan, Mary M. . . . .	67,410.80
Symons, Darlene A. . . . .	52,905.58
Tewksbury, Cleyton . . . . .	17,861.34
Thayer, Gregory B. . . . .	57,036.13
Thiels, Virginia M. . . . .	46,984.78
Tobi, Donald R. . . . .	36,482.96
Trombley, Kenneth P. . . . .	59,896.98
Turner II, Jeffrey W. . . . .	62,329.79
Tursky II, Joseph F. . . . .	1,447.56
Vigneau, Francis P. . . . .	65,708.77
Willette, Charles F. . . . .	98,946.75
Yanulavich, John J. . . . .	55,333.54
Zeno, Alfred A. . . . .	11,408.28

**Fire Department**

Aumand, Francis X. . . . .	53,656.72
Barch, David B. . . . .	68,833.78
Barrett, Thomas J. . . . .	53,487.83
Bergeron, Arthur J. . . . .	50,087.18
Bordeau, Robert A. . . . .	53,127.49
Bourgeois, Bruce E. . . . .	62,866.62
Bourgeois, Stephen E. . . . .	65,503.67
Bright, Alan R. . . . .	55,254.15
Brown, Peter R. . . . .	61,706.24
Charney, Michael J. . . . .	44,632.98
Collette, Aaron J. . . . .	53,785.40
Costello, Steven N. . . . .	74,242.37
Costello, Thomas M. . . . .	72,703.91
Crady, Scott D. . . . .	50,605.56
Curtin, Michael E. . . . .	53,217.92
Drouin, Brian M. . . . .	71,337.88
Edgerley, Philip J. . . . .	45,166.66
Ferris, Timothy J. . . . .	36,834.09
Francis, Gary A. . . . .	66,653.08
Francis, Terence J. . . . .	67,800.94
Franzen, Christopher A. . . . .	52,472.19
Gale, David L. . . . .	70,988.12
Gariety, William T. . . . .	8,428.10
Gates, Thomas W. . . . .	50,150.26
Gilbert, Christopher H. . . . .	60,492.79
Grenon, Jared R. . . . .	54,718.55
Heath, Aaron M. . . . .	15,165.98
Johnson, Samuel A. . . . .	53,100.60
Keenan, Joseph A. . . . .	57,098.76
Kehoe, Francis T. . . . .	74,785.58
Kilgore, Bruce J. . . . .	53,386.64
Kilpatrick, Scott M. . . . .	53,569.11
Lachance, Michael D. . . . .	60,940.23
Laforce, Todd J. . . . .	54,893.55
Laramie, Christopher S. . . . .	49,812.83

Lasker, Seth S. . . . .	68,924.19
Libby, Derek R. . . . .	57,270.61
Luedee, Philip C. . . . .	52,235.25
MacBeth, Aaron R. . . . .	47,755.98
Maher, Brian M. . . . .	77,097.68
Mantone, Thomas. . . . .	64,553.94
McDonough, Mark W. . . . .	38,582.46
McNamara, William J. . . . .	50,818.80
McNulty, William J. . . . .	48,987.07
Middleton, Thomas A. . . . .	50,131.77
Montminy, Robert J. . . . .	21,953.68
Moody, Scott E. . . . .	68,709.68
Moquin, Jason B. . . . .	56,432.09
Mulac, Dieter D. . . . .	51,470.45
Mullin, Robert P. . . . .	75,240.11
Murphy, Patrick J. . . . .	50,555.65
Nolan, Kevin A. . . . .	59,733.78
O'Brien, Benjamin R. . . . .	52,159.29
O'Brien, Kevin M. . . . .	47,313.47
O'Neil, Michael E. . . . .	86,805.71
Perry, Ellen L. . . . .	58,330.97
Plante, Robert J. . . . .	50,258.30
Ploof, Sean S. . . . .	49,224.77
Preston, John L. . . . .	12,228.00
Reardon, Christopher J. . . . .	54,435.77
Reuschel, David M. . . . .	58,224.14
Richard, Michael A. . . . .	69,228.50
Roberts, David J. . . . .	59,622.62
Rousseau, Donald J. . . . .	51,261.54
Sears, William O. . . . .	56,181.20
Sicard, Tobey A. . . . .	49,097.66
Simays, Barry J. . . . .	66,317.09
Slater, Robert L. . . . .	59,418.03
Spiller, Leroy N. . . . .	68,147.25
Sullivan, Christopher . . . . .	53,139.40
Trombley, Matthew D. . . . .	53,050.61
Vachereau, Kenneth P. . . . .	52,296.97
Valyou, Jamie L. . . . .	51,496.85
Walsh, Peter G. . . . .	41,389.61
Webster, Edwin W. . . . .	53,073.31
Whitehouse, James P. . . . .	67,962.65
Whitehouse, John T. . . . .	73,431.79
Williams, Kevin J. . . . .	66,942.83
Wilson, Dennis E. . . . .	49,241.47
Woodman, James M. . . . .	78,248.42

**Housing Authority**

Ballard, Lisa. . . . .	29,742.32
Barrett, Christopher . . . . .	66,131.83
Bean, Jennie-Lynn . . . . .	28,648.89
Bell, Leslie. . . . .	38,455.78
Bishop Jr., Charles. . . . .	16,986.21
Brett, Andrea . . . . .	5,916.00
Brunell, Chester . . . . .	8,629.74



Cameron, Emily . . . . .	35,937.89
Carden, Rosemary . . . . .	34,466.67
Carpenter, Nicole . . . . .	34,524.50
Corcoran, Timothy . . . . .	4,028.28
Daudelin, Jenny . . . . .	34,812.80
Desautels, Richard . . . . .	5,002.56
Dettman, Paul . . . . .	86,118.15
Donovan, Claudia . . . . .	52,652.09
Fowler, Thomas . . . . .	20,974.85
Freed, Rhonda . . . . .	40,399.91
Georges, Yannick . . . . .	1,157.69
Halstead, Charles . . . . .	36,619.47
Hart, Erika . . . . .	26,150.81
Hersey, Christopher . . . . .	3,565.00
Hibbard, Nicholas . . . . .	32,898.56
Ingham, John . . . . .	750.00
Jacobsen, Kurt . . . . .	2,640.00
Jacobsen, Raeanne . . . . .	12,732.92
James, Allyn . . . . .	1,854.82
Jenkins, Gaile . . . . .	28,952.11
Keegan, Brenton . . . . .	2,982.00
Kline, Matthew . . . . .	28,535.52
Kling, Senja . . . . .	685.00
Kukolj, Nikolina . . . . .	13,150.00
Laquerre, Joseph . . . . .	16,830.65
Leavitt, Daniel . . . . .	31,786.84
Liban, Hussein . . . . .	31,550.47
Lovejoy, Cara . . . . .	72,352.22
MacDonald, John . . . . .	47,265.01
MacLeod, David . . . . .	1,800.00
Makovec-House, Diana . . . . .	14,637.75
McCaffrey, Deborah . . . . .	37,740.55
McGonagle, Lisa . . . . .	36,959.02
Metcalf, Jeffrey . . . . .	37,473.87
Miller, Adam . . . . .	16,557.77
Mooney, Larry . . . . .	34,192.59
Morgan, Dawn . . . . .	30,859.44
Moulton, Russell . . . . .	12,612.25
Neviasser, Michael . . . . .	3,473.25
Newell, Kelley . . . . .	42,087.98
Niles, William . . . . .	6,591.47
Noel, Tricia . . . . .	45,732.48
Ohler, Michael . . . . .	5,659.39
Peck, Lisa . . . . .	3,755.00
Pelis, Joseph . . . . .	1,034.13
Perry IV, John . . . . .	39,704.07
Pezeshki, Philip . . . . .	15,863.62
Popper, Miriam . . . . .	30,242.16
Ravey, Kyle . . . . .	3,903.00
Riesner, Adam . . . . .	13,672.50
Russell, Sarah . . . . .	19,002.88
Sanchez, Denise . . . . .	600.00
Sharp, Mary . . . . .	28,549.06
Shea, Timothy . . . . .	3,349.50

Sienkewicz, Jean . . . . .	20,742.53
St. Pierre, Michelle . . . . .	11,181.50
Tomko, Benjamin . . . . .	28,396.64
Torres III, Rodolfo . . . . .	17,498.39
Van Gieson, Robert . . . . .	18,877.36
Volante, Angela . . . . .	26,564.16
Walsh, Brian . . . . .	26,799.81
Wasilewski, Albert . . . . .	37,350.05
Whitmore, Elizabeth . . . . .	31,549.43
Wilczynski, Robert . . . . .	2,907.65
Winegar, Richard . . . . .	31,765.48

### Human Resources

Charles, Katherine P. . . . .	40,988.63
Hanker, Stephanie L. . . . .	37,177.24
Kupferman, Lawrence . . . . .	74,958.64
Lonerwright, Kristin . . . . .	35,087.52
Perry, Marilynne . . . . .	48,399.76
Ushakova, Marina Collins . . . . .	46,909.15

### Library

Baker, Jeffrey A. . . . .	36,224.55
Beneke, Christopher . . . . .	16,747.23
Bevins, Susan H. . . . .	41,924.52
Butler, William R. . . . .	8,765.41
Chamberlain, Douglas . . . . .	31,715.23
Christoffers, Amy . . . . .	25,304.98
Colburn, Lorraine M. . . . .	49,057.89
Coleburn, Robert A. . . . .	52,448.39
Collins, Amber S. . . . .	67,337.34
Danigelis, Anita H. . . . .	59,144.92
Demarais, Christine G. . . . .	25,842.22
Dhondup, Tenzin . . . . .	32,915.71
Fensch, Susan . . . . .	16,301.59
Friedman, Sammie . . . . .	15,846.59
Goldberg, Rebecca L. . . . .	25,185.24
Janone, Judith H. . . . .	37,944.13
Klump, Holly . . . . .	19,426.95
May, Shannon . . . . .	1,040.00
Mcneil, Sarah . . . . .	3,536.00
Morse, Anne D. . . . .	28,092.27
Murphy, Ruth . . . . .	6,879.69
Partridge, Benjamin . . . . .	713.76
Penzer, Martha . . . . .	670.00
Pham, Nga . . . . .	35,524.34
Resnik, Robert J. . . . .	60,585.59
Shatara, Barbara . . . . .	50,813.97
Taginski, Francis . . . . .	1,267.00
Taginski, Toni Ann . . . . .	20,767.52
Thomson, Ellen M. . . . .	1,729.77
Wright, Elizabeth . . . . .	36,815.87



Salaries Fiscal Year 2006–2007 continued

Marketplace

Arkhipov, Roman . . . . .	1,760.00
Augoustove, Zinaida . . . . .	672.00
Burke, Catherine A. . . . .	9,904.50
Delaney, Sara . . . . .	642.00
Feltt, Lyman . . . . .	10,329.00
Gutchell, Mary A. . . . .	37,414.02
Kapriyelov, Roman . . . . .	26,449.00
Karabegovic, Adna . . . . .	1,089.45
Knight, Willie A. . . . .	2,248.47
Millette, Steven . . . . .	1,920.00
Redmond, Ronald B. . . . .	63,525.57
Rideout Jr., Patrick . . . . .	47,078.39
Robinson, John W. . . . .	32,319.51

Mayor's Office

Eaton, Elise Blake . . . . .	1,971.01
Kiss, Robert. . . . .	85,718.71
Lawes, Faye M. . . . .	43,789.38
Mitchell, William . . . . .	6,097.81
Reinert, Joseph . . . . .	53,342.98

Parks and Recreation Department

Agnew, William M. . . . .	39,858.38
Allen, Terri L. . . . .	832.00
Applebaum, Matthew D. . . . .	50,912.67
Archacki, Allyson . . . . .	3,030.50
Aube, Eugene M. . . . .	42,595.54
Bachand, Steven . . . . .	37,124.61
Bailey, Richard V. . . . .	37,401.68
Barone, Benjamin M. . . . .	2,469.75
Barrett, Robert J. . . . .	40,670.24
Beato, Nick J. . . . .	2,166.50
Beaudry, Christopher L. . . . .	49,244.42
Beckwith, Henry B. . . . .	741.50
Bessette, Corey P. . . . .	1,696.00
Bilodeau, Stacie . . . . .	3,065.49
Bissonnette, Justin J. . . . .	2,470.00
Bohn, Cassie R. . . . .	1,210.00
Boomhower, Jackson B. . . . .	3,857.50
Boomhower, Rochelle S. . . . .	3,803.00
Bosch, Christina A. . . . .	1,023.00
Bouffard, Erika . . . . .	1,750.38
Bove, Nancy . . . . .	46,615.72
Boyce, Shaun . . . . .	7,206.00
Breen, Joshua J. . . . .	16,147.33
Brunelle, Seth A. . . . .	1,134.00
Burns, Timothy P. . . . .	4,385.50
Bushey, Tamira L. . . . .	2,893.80
Cahill, Daniel M. . . . .	40,596.79
Campbell, Alan. . . . .	48,927.49
Carter, Sarah A. . . . .	38,233.17
Carter, Susan . . . . .	38,453.51

Cate, Adam . . . . .	50,420.28
Caulfield, Heather A. . . . .	1,706.27
Chamberlain, Steven A. . . . .	10,964.04
Charette, Adam M. . . . .	1,515.00
Chilcote, Patricia A. . . . .	9,212.16
Coleman, Sarah . . . . .	4,307.50
Connelly, Angela L. . . . .	3,239.81
Cota, Amanda J. . . . .	1,300.00
Coven, Lisa R. . . . .	30,522.59
Crosby, Joel M. . . . .	1,103.15
Crow, William . . . . .	5,885.85
Daly, James M. . . . .	7,338.25
Daly, Mark . . . . .	1,292.00
Davis, Wesley A. . . . .	1,908.00
Debarge, Stephanie . . . . .	5,276.27
Debono, Charles S. . . . .	13,418.81
Delaney, Ryan . . . . .	3,197.88
Demasi, Fran A. . . . .	1,000.00
DePrima, Teresa L. . . . .	2,209.50
Devlin, John M. . . . .	39,268.21
Dhondup, Sangay T. . . . .	43,792.05
Donovan, Sean R. . . . .	1,886.00
Duane, Eamon . . . . .	4,858.75
Eastman, Jessie D. . . . .	2,974.13
Emmons, Linda . . . . .	3,273.75
Falkenbush, Richard A. . . . .	900.00
Fidor, Alison I. . . . .	654.50
Fox, Adam . . . . .	3,230.00
Frank, Jessica . . . . .	5,098.63
Fredette, Richard A. . . . .	818.72
Galenski, Justin . . . . .	741.44
Gans, Cathryn G. . . . .	2,774.00
Gibson Jr., Lane A. . . . .	2,094.00
Gile, Martha . . . . .	36,111.67
Gillis, Brian . . . . .	5,199.75
Girard, Michelle R. . . . .	2,842.50
Gokey, Travis C. . . . .	7,659.45
Gomez, Nelson A. . . . .	2,360.00
Gratton, Yancey . . . . .	23,375.14
Green, Ryan D. . . . .	1,920.00
Greenough, Todd L. . . . .	50,178.50
Grinnell, John . . . . .	7,878.81
Gross, Wayne E. . . . .	71,897.37
Hackett, Jeffrey R. . . . .	681.63
Hall, Dawn L. . . . .	2,105.69
Hamilton, Sharla N. . . . .	2,213.25
Hammond, Travis . . . . .	1,864.00
Harkins, Ashley L. . . . .	1,975.50
Hart, Anderson G. . . . .	1,266.56
Haskell, Paula . . . . .	1,354.00
Hines, Cameron L. . . . .	692.76
Hornick, Martin E. . . . .	50,744.01
Hubbell, Nicholas D. . . . .	1,872.00



Hudson, Christopher . . . . .	2,165.38	O'Brien, Kelly L. . . . .	1,034.88
Hutton, John J. . . . .	4,065.75	O'Brien, Thomas P. . . . .	942.00
Jefferys, Peter S. . . . .	35,067.29	O'Brien, Thomas Paul . . . . .	10,518.00
Jenkins, Ann B. . . . .	1,555.50	O'Malley, John M. . . . .	3,036.32
Jennings, Emily R. . . . .	4,215.54	Pacy, Benjamin W. . . . .	62,701.16
Jennings, Sarah R. . . . .	26,855.94	Paradis, Amy. . . . .	4,166.00
Jinpa, Lobsang Dhondup . . . . .	32,063.36	Phillips, Michael T. . . . .	1,666.00
Johnston, Michael A. . . . .	1,305.57	Poplawski, Michael J. . . . .	2,532.33
Kazl, Persephone . . . . .	2,356.01	Purcell, Della M. . . . .	1,208.57
Knauer, Kathleen . . . . .	27,349.98	Purcell, Edward J. . . . .	1,340.34
Krol, Emily . . . . .	993.69	Purrington, Taylor W. . . . .	12,240.72
Lafferty, Colleen M. . . . .	7,762.50	Putzier, Joanne . . . . .	39,289.72
Landry, John D. . . . .	2,189.60	Quinn, Caroline . . . . .	1,542.00
Lapointe, Robert D. . . . .	44,389.88	Rabidoux, Daryl. . . . .	8,363.25
Lavalley, Benjamin F. . . . .	3,077.19	Rasch, William . . . . .	43,294.70
Lavigne, Charles R. . . . .	45,658.50	Raymond, Kendra M. . . . .	2,363.94
Learned, James P. . . . .	3,206.20	Ritchie, Kevin . . . . .	3,570.00
Lebo, Michael K. . . . .	1,310.00	Ritter, Lauren B. . . . .	640.00
Leclair, Mae L. . . . .	43,217.60	Rogers, Garreth M. . . . .	44,390.87
Ledoux, Dale J. . . . .	612.00	Rondeau, Corey J. . . . .	5,061.81
Ledoux, Vance . . . . .	29,968.83	Roy, Matthew . . . . .	41,628.85
Letzelter, Allen R. . . . .	39,623.32	Ryan, Robert P. . . . .	2,936.50
Leugers, Mary M. . . . .	61,343.41	Sawyer, Thomas K. . . . .	846.48
Lieberman, Blake E. . . . .	632.00	Scannell, William A. . . . .	3,061.07
Linnell Sr., Albert F. . . . .	13,040.00	Shedd, Jeffrey. . . . .	44,155.41
Linnell, Carol A. . . . .	9,331.46	Snow, Ritchie D. . . . .	42,792.44
Lombard, Joel R. . . . .	3,720.44	Soutiere, Robin L. . . . .	1,947.50
Loyer, Darlene M. . . . .	37,160.01	Spinner, Paul E. . . . .	2,661.00
MacDonald, Julie R. . . . .	9,254.25	Spinner, Warren L. . . . .	51,728.39
Martin, Zachary C. . . . .	2,295.00	Steadman, David J. . . . .	1,520.00
Marx, Kevin J. . . . .	1,516.00	Strenio, Jacqueline A. . . . .	1,112.00
Mashteare, Brett A. . . . .	1,176.88	Suozzo, Mark J. . . . .	4,112.00
Mason, Yvette J. . . . .	31,380.17	Talcott, Florence M. . . . .	13,537.00
Mathy, Melissa M. . . . .	2,580.75	Talcott, Tabitha L. . . . .	3,992.95
Matos, Elliott P. . . . .	7,599.00	Thompson, Holly A. . . . .	3,521.25
Matton, Michael R. . . . .	1,313.64	Tidman, Graham R. . . . .	1,000.00
Mazzola, John W. . . . .	1,404.00	Trackim, Elizabeth A. . . . .	2,560.25
McCarthy, Paul J. . . . .	862.19	Van Brunt, Peter S. . . . .	5,239.70
McDonald, Jonathan. . . . .	2,299.83	Van Zandt, Nina E. . . . .	2,110.50
Mernicky, Matej. . . . .	686.25	Vanek, Katherine T. . . . .	909.26
Meyer, Arthur F. . . . .	5,667.92	Velte, Amy H. . . . .	1,537.01
Meyer, Dorothy A. . . . .	1,355.40	Wallace, Gavin . . . . .	4,081.00
Milazzo, Justin F. . . . .	636.56	Wallace, Michael. . . . .	38,551.87
Minella, Patrick J. . . . .	688.76	Weening, James L. . . . .	2,429.64
Moreau, Erin E. . . . .	15,730.53	Weening, Joan . . . . .	1,872.76
Morrell, Catherine A. . . . .	1,100.00	Wendel, Carolyn M. . . . .	3,205.63
Mott, Travis J. . . . .	3,873.20	Whalen, Robert L. . . . .	63,063.66
Murdough, Casey M. . . . .	1,212.00	White, Kerry O. . . . .	2,612.00
Myette, Daniel M. . . . .	1,145.75	White, Nathan E. . . . .	1,254.01
Noonan, Andrew J. . . . .	42,491.13	Williams, Omega J. . . . .	8,477.25
Norton, Kristie L. . . . .	2,042.00	Wilson, Lashawnda . . . . .	780.00
Norton, Thomas R. . . . .	2,415.00	Witalec, Geri-Lyn . . . . .	2,967.00
Nowlan, Kimberly J. . . . .	1,166.00	Young, Melissa N. . . . .	47,800.79

**Salaries Fiscal Year 2006–2007 continued**

**Pensions Paid**

Aggers, Willie Dean . . . . .	2,553.40
Aiken, Everest . . . . .	10,734.36
Aiken, Shirley . . . . .	5,017.68
Albarelli, Joseph S. . . . .	16,226.04
Alberry, Leo. . . . .	21,543.84
Alberry, Robert . . . . .	44,601.40
Antilla, John . . . . .	14,189.16
Ashline, Karl . . . . .	15,255.36
Atkins, Lindol . . . . .	43,923.72
Austin, F Lee . . . . .	482.40
Austin, Mary . . . . .	10,352.40
Babin Jr., Kenneth . . . . .	14,519.76
Baker, Alan . . . . .	32,742.60
Baker, Harold . . . . .	23,099.82
Baker, Sidney . . . . .	12,337.92

Benway, Charles . . . . .	42,430.08
Bergeron, Richard R. . . . .	28,132.08
Bernardina, Peter . . . . .	30,606.48
Berryman, John . . . . .	27,712.92
Bessette, Carl W. . . . .	7,516.74
Bessette, Richard . . . . .	6,956.40
Beynnon, Loretta . . . . .	9,976.08
Billings, James . . . . .	16,647.36
Blake, Shannon . . . . .	18,921.90
Blondin, Frederick . . . . .	5,646.78
Blow, Armand . . . . .	6,126.24
Blow, Raymond . . . . .	9,345.00
Bogue, Nelson W. . . . .	11,293.02
Boivin, Alice . . . . .	5,153.76
Bond, Clara . . . . .	3,445.98
Booher, Robert . . . . .	29,227.80



Baker, Suzanne . . . . .	7,579.80
Barbeau, Candance . . . . .	6,916.20
Barney, Caroline . . . . .	1,242.60
Barra, Robert S. . . . .	13,871.88
Bartlett, Robert . . . . .	7,966.44
Baslow Jr., Ralph . . . . .	3,327.12
Batchelder, Margaret . . . . .	380.94
Baxter, Lillian . . . . .	5,296.20
Bean, David . . . . .	30,266.34
Beaudoin, Claire . . . . .	16,264.92
Beaudoin, Wilfred J. . . . .	9,101.10
Beaulieu, Richard E. . . . .	36,615.24
Beauvais, Patricia . . . . .	6,704.88
Beauvais, Richard . . . . .	19,561.80
Begnoche, Patricia . . . . .	11,989.56
Benard Jr., Joseph . . . . .	39,805.08
Benoit, Raymond . . . . .	2,840.10

Bouchard, Edward . . . . .	29,236.68
Boucher, Alcide . . . . .	51,661.32
Bourgeois, Armand J. . . . .	21,805.74
Bousquet, Laura . . . . .	8,498.88
Bradish, Robert . . . . .	19,064.22
Brier, Carey . . . . .	4,679.76
Brigham, James O. . . . .	14,170.50
Brodeur, Rene . . . . .	17,757.30
Brooks, Chester . . . . .	4,465.98
Brousseau, Lucien . . . . .	32,583.00
Brousseau, Mederick . . . . .	3,626.16
Brown, Donald . . . . .	2,418.48
Brown, Frederick . . . . .	11,179.08
Brown, Roberta . . . . .	10,761.78
Brunell, Chester A. . . . .	17,261.28
Brunell, Laurette . . . . .	3,663.66
Burbo, Helen . . . . .	2,602.74



Burbo, Kimberly . . . . .	30,952.20	Desautels, David . . . . .	31,508.64
Burdo Sr., Robert F. . . . .	6,691.32	Desautels, Richard. . . . .	35,473.80
Burke, Mary Jane . . . . .	1,357.08	Despirito, Fred . . . . .	47,202.24
Burns, Everett . . . . .	36,857.64	Devino, Russell . . . . .	1,371.29
Burt, Ervin. . . . .	10,266.00	Dickinson, L. Thomas . . . . .	24,821.28
Bush, Kenneth J. . . . .	26,387.58	Dion, Edward . . . . .	14,720.64
Butler, William . . . . .	9,283.87	Dion, Richard E. . . . .	5,031.42
Button, Glendon. . . . .	37,303.44	Dion, Valere R. . . . .	35,964.96
Cadmus, William C. . . . .	7,237.92	Douglas, Linda . . . . .	3,076.56
Campbell, Audrey . . . . .	409.91	Downen, Kendall . . . . .	9,282.00
Campbell, Mary A. . . . .	41,195.88	Drake, Lawrence. . . . .	1,008.24
Cannon, Thomas A. . . . .	19,050.18	Dufault, Wilrose . . . . .	29,316.00
Carey, Gary. . . . .	25,960.62	Duguay, Joseph. . . . .	8,547.00
Carey, V. Elizabeth. . . . .	10,252.02	Dumas, Lawrence . . . . .	10,997.52
Carpenter, Eleanor . . . . .	5,703.00	Dumas, Shirley . . . . .	18,545.88
Carr, Thomas R. . . . .	17,592.06	Duncan, Susan . . . . .	3,744.84
Carter, John . . . . .	36,507.72	Dusten, Joanne. . . . .	19,888.50
Catella, Roy . . . . .	19,170.48	Duval Jr., Thomas E. . . . .	85.92
Cavanaugh, James . . . . .	34,655.94	Duval, Beverly . . . . .	3,622.56
Cemel, Edith . . . . .	3,269.70	Dwire, Wendall. . . . .	9,063.57
Chamberlain, Susan . . . . .	7,951.32	Eldridge, Mark . . . . .	19,949.04
Chandler, Howard. . . . .	14,657.40	Ely, David . . . . .	36,659.04
Charboneau, Ernest . . . . .	14,658.60	Ennis, Alana . . . . .	7,734.54
Charbonneau, Alice . . . . .	8,702.16	Evans, Lynn. . . . .	29,743.56
Cherrier, Reginald W. . . . .	4,347.06	Ewins, Regine . . . . .	7,711.74
Chevalier, Shirley. . . . .	2,045.46	Fales, Lawrence. . . . .	2,394.84
Clark, Marjorie F. . . . .	9,625.56	Feltt, Lyman . . . . .	9,864.48
Clark, Timothy . . . . .	28,571.52	Ferrier, Theresa. . . . .	451.50
Clavelle, Peter. . . . .	23,410.56	Fish, Daniel . . . . .	1,312.74
Colaceci, Andrew . . . . .	14,626.26	Flanagan, Jane . . . . .	1,988.76
Colvin, Frederick. . . . .	30,514.92	Fleury, John B. . . . .	5,141.34
Comstock, Jacqueline . . . . .	11,581.02	Fontaine, Gerard J. . . . .	11,304.72
Connolly, Helen. . . . .	9,591.48	Fontaine, Lawrence . . . . .	997.44
Contois, Dayton . . . . .	63,416.76	Fortier, Lyndon . . . . .	12,395.40
Coolidge, Helen . . . . .	24,333.72	Fortin, Robert F. . . . .	15,831.30
Cota, Joseph. . . . .	20,631.72	Foster, Steven . . . . .	22,760.24
Critchlow, Thomas . . . . .	43,063.80	Francis Sr., Gary . . . . .	38,532.24
Crosby, Paul A. . . . .	24,461.74	Frazier, Gary . . . . .	15,043.02
Cross, Hazen. . . . .	16,301.46	Frazier, Gregory. . . . .	3,612.36
Cross, Theresa. . . . .	1,513.62	Freeman, Albert H. . . . .	2,326.08
Curti, Olivio . . . . .	6,625.92	Fritz, Carol . . . . .	9,514.56
Curtis, Arona . . . . .	793.44	Gale, Janice . . . . .	2,861.04
Curtis, Arthur L. . . . .	23,578.80	Gambero, Janice . . . . .	911.16
Daley, Carol . . . . .	4,448.28	Garrett, Diane. . . . .	30,274.04
D'Avanzo, Rose. . . . .	14,720.28	Garrow, Richard . . . . .	33,382.08
Davis, Cynthia. . . . .	22,190.76	Gates, Roy . . . . .	9,380.10
Davis, Nancy . . . . .	9,131.52	Gauthier, Paul E. . . . .	12,154.26
Deale, William . . . . .	744.06	Geary, Kathleen . . . . .	2,487.84
Debacco, Evelyn. . . . .	174.03	Gelinas, Linda . . . . .	2,396.32
Deforge, Arlene . . . . .	17,516.04	George, Phyllis . . . . .	19,749.48
Demag, David E. . . . .	32,059.44	Gerace, Leslie. . . . .	204.78
Demeo, Martha M. . . . .	1,740.00	Giard, Victor . . . . .	24,997.20
Desany, Marguerite. . . . .	11,001.36	Gilbert, Gordon . . . . .	33,327.96



**Salaries Fiscal Year 2006–2007 continued**

Gokey Jr., George . . . . .	39,387.12	Lapointe, Georgette . . . . .	6,058.08
Gokey Jr., Stanley O. . . . .	18,382.08	Laquerre, Annette . . . . .	1,150.32
Gomez, Ramon . . . . .	12,313.14	Larocque, Earl . . . . .	2,766.60
Goodreau Jr., Wilfred . . . . .	17,975.19	Larocque, Ralph . . . . .	1,298.10
Gould, Nathaniel . . . . .	3,499.20	Lathrop, Lawrence . . . . .	7,771.44
Goyette, William . . . . .	3,382.86	Lavalette, Randy . . . . .	37,761.24
Graham, Foster J. . . . .	18,597.24	Lavallee, Roger . . . . .	6,809.88
Grant, Benjamin . . . . .	35,036.28	Lavalley, Donald . . . . .	33,519.60
Greene, Charlene . . . . .	28,632.00	Lavalley, Judith . . . . .	1,341.54
Greenough, Theresa . . . . .	44,852.22	Lavery, Michael P. . . . .	11,089.68
Greenwood, Clarence . . . . .	9,592.02	Lavigne, David . . . . .	15,811.46
Grogan, Pauline . . . . .	3,164.84	Laware, William . . . . .	35,324.88
Guyette, Charles J. . . . .	18,489.12	Ledoux, Patricia . . . . .	10,316.34
Haigis, Joanne . . . . .	1,176.18	Ledoux, Robert . . . . .	23,784.54
Haire, David . . . . .	8,496.36	Lefebvre, Allan M. . . . .	2,031.54
Hamilton, John J. . . . .	32,265.72	Lefebvre, Bernard . . . . .	6,370.08
Hardy, Sterling . . . . .	32,261.40	Lefebvre, Doris . . . . .	15,242.82
Harrington, Darwin . . . . .	4,348.14	Lefebvre, James . . . . .	30,820.56
Harris Jr., Walter . . . . .	32,479.44	Lefebvre, Patrick . . . . .	31,573.20
Hayford, Lucille . . . . .	14,959.56	Lefebvre, Roland . . . . .	11,296.62
Hendry, James . . . . .	41,469.54	Lefebvre, Tonda . . . . .	25,777.20
Hill Jr., Elbur R. . . . .	14,680.32	Leggett, Arnold L. . . . .	12,172.32
Hill, Evelyn . . . . .	8,789.76	Lemieux, Richard . . . . .	15,164.76
Hill, Frederick . . . . .	8,948.64	Letzelter, Robert . . . . .	526.80
Hill, Robert K. . . . .	5,696.52	Levee, Helen . . . . .	9,423.12
Hirss, Rudolph . . . . .	6,082.68	Lewis, Jennie Mae . . . . .	7,339.50
Hobart, William . . . . .	4,828.32	Libby, Paul . . . . .	24,711.36
Holbrook, Elizabeth . . . . .	1,765.50	Liberty, Wayne T. . . . .	27,741.18
Hood, Beatrice S. . . . .	1,826.30	Limoge, Carol . . . . .	7,947.91
Houghton, Walter . . . . .	894.00	Limoge, Richard . . . . .	2,237.82
Hunt, Timothy . . . . .	37,738.08	Longe, Rosaire . . . . .	9,351.30
Irish, John . . . . .	34,252.56	Lord, Jean . . . . .	7,484.04
Janes, Patricia . . . . .	4,234.92	Lorraine, Rita . . . . .	10,534.62
Josinsky, George . . . . .	10,540.44	Loso, Bernard . . . . .	33,351.24
Kaigle, Leonard J. . . . .	12,505.50	Lovejoy, Patrick . . . . .	19,556.88
Katon, Paula . . . . .	7,602.00	Lovejoy, Vernon . . . . .	16,529.76
Keleher, Brendan . . . . .	15,574.74	Lunt, Christopher . . . . .	30,199.16
Kelley, Karen . . . . .	15,509.28	Lutsky, Selma . . . . .	21,508.56
Kellogg, Alice . . . . .	2,241.96	Magoon, Earl . . . . .	19,642.80
Kelly, Charles . . . . .	10,453.32	Major, Mary Jane . . . . .	7,855.08
Kennedy, Keith . . . . .	47,022.96	Manganiello, Ronald . . . . .	7,660.32
Kimball, Edward . . . . .	36,757.68	Marcus, John P. . . . .	48,577.56
King, John J. . . . .	29,353.26	Marrier, James . . . . .	25,014.60
King, Robert E. . . . .	9,685.44	Martelle, Rita . . . . .	3,038.88
Kirby, Lillian . . . . .	7,581.12	Martin Jr., Elmer . . . . .	12,264.84
Kirby, Mary L. . . . .	1,314.18	Maynard, Jeannette . . . . .	14,048.16
Kivela, Casey . . . . .	9,480.24	Maynard, Paul I. . . . .	4,962.00
Kruger, Mark A. . . . .	6,349.74	Mazza, Frank . . . . .	17,158.62
Labarge, Randall . . . . .	24,880.08	McArthur, Diane . . . . .	12,496.08
Labelle Jr., Clement . . . . .	38,815.80	McAvoy, Margaret . . . . .	4,906.08
Ladue, Eva . . . . .	1,176.18	McDowell, Barbara . . . . .	11,128.80
Lajoice, Starr . . . . .	7,281.69	McGrath, Patrick . . . . .	10,668.00
Lamotte, Erwin . . . . .	652.86	McManamon, Patrick . . . . .	24,124.68



Medlar Jr., Marcus I. . . . .	7,346.46	Rowden, Richard. . . . .	31,962.48
Menard, Edward . . . . .	4,034.46	Russell, Elizabeth. . . . .	3,980.16
Mercier, Jacqueline . . . . .	19,027.50	Russell, Marjorie . . . . .	7,076.94
Mercier, Phyllis . . . . .	2,722.62	Rutledge, Margaret. . . . .	5,570.28
Merriman, Bernard . . . . .	11,638.44	Ryan, Francis J. . . . .	3,485.52
Milisci, Pearl . . . . .	7,329.42	Ryan, George . . . . .	6,037.44
Mischik, Helen . . . . .	8,220.36	Sanders, Bernard. . . . .	4,235.22
Modica, David. . . . .	33,451.68	Sarabia, Alberta . . . . .	11,141.16
Moon, Emily . . . . .	7,363.50	Savage, Cecile . . . . .	83.42
Morcombe, Harold C. . . . .	14,996.22	Schmidt, Thomas . . . . .	2,586.66
Morin, Roland A. . . . .	19,636.38	Scott, James . . . . .	43,668.00
Morse, Claire M. . . . .	11,034.18	Scott, Marjorie . . . . .	21,243.24
Muir Jr., Harry J. . . . .	11,499.36	Scully, Kevin . . . . .	46,405.32
Muir, Beverly. . . . .	5,518.32	Seaman, Raymond E. . . . .	929.16
Muller, James . . . . .	17,852.40	Searles, Frances T. . . . .	9,914.64
Muller, Kathrine . . . . .	12,648.00	Shackett, Charles. . . . .	572.61
Mullins Jr., James . . . . .	29,997.84	Shangraw, Burton. . . . .	17,283.24
Nienstedt, Betty . . . . .	6,370.32	Sheehan, Vivian . . . . .	6,397.68
Nikel, Lacaze. . . . .	29,702.70	Shepard, Gary. . . . .	13,081.20
Nolan, Ruth . . . . .	2,816.52	Shepard, Lyle M. . . . .	9,622.68
Oliver, M. Alice . . . . .	6,582.78	Sherwood, Stanley . . . . .	14,464.80
Overson, Roberta . . . . .	20,836.44	Sicard, Michael . . . . .	43,852.44
Paluba, Violet . . . . .	3,260.52	Simays, Marie A. . . . .	9,088.56
Papin, Edward C. . . . .	6,682.68	Simpson, Michael . . . . .	29,085.74
Paronto, Gerald . . . . .	23,417.76	Siple, Stanley . . . . .	34,684.32
Patnode, Robert . . . . .	51,998.88	Snow, Kathy A. . . . .	6,782.28
Pecor, Chester. . . . .	31,148.38	Snow, Larry. . . . .	25,088.70
Pecor, Kenneth N. . . . .	20,241.18	Sonnick, John . . . . .	48,568.20
Pepin, Jeannette . . . . .	5,142.84	Soutiere Jr., Lawrence . . . . .	31,637.52
Perron, Brenda . . . . .	12,618.12	Spernak, Mitcheal. . . . .	13,943.46
Phillips, Robert . . . . .	1,128.24	St Amour, Joseph . . . . .	10,935.24
Pinan, Paul . . . . .	33,661.32	Stearns, Clara . . . . .	367.86
Plantier, Doreen . . . . .	2,795.46	Stebbins, Everett. . . . .	9,918.36
Poquette, Elizabeth . . . . .	24,150.72	Stevens, Ian . . . . .	8,859.84
Poulin, Margaret. . . . .	8,716.44	Stoll, Robert . . . . .	17,838.84
Poulin, Ronald A. . . . .	13,218.30	Stowell, David. . . . .	14,829.60
Pratt, Martina . . . . .	5,276.58	Stowell, Janice . . . . .	14,820.00
Preston, John . . . . .	19,772.34	Strong, Edward. . . . .	28,186.56
Provost, Francis. . . . .	11,767.44	Sweeney, Joanne. . . . .	5,436.30
Provost, Larry . . . . .	19,230.00	Tewksbury, Cleyton . . . . .	26,823.61
Rabidoux, Donald . . . . .	23,096.88	Thompson, Gloria . . . . .	3,819.24
Racine, Albert . . . . .	4,660.14	Thompson, Sandra E. . . . .	1,772.80
Racine, Bruce . . . . .	27,028.80	Tichonuk, John . . . . .	5,632.44
Racine, George H. . . . .	569.86	Tipson, Marguerite . . . . .	6,514.62
Racine, Patti . . . . .	15,049.92	Titus, Anita. . . . .	4,555.08
Rader, James. . . . .	5,918.40	Towne, O. Elizabeth . . . . .	16,121.40
Rathbun, Maurice . . . . .	3,310.68	Trepanier, Paul E. . . . .	8,398.89
Regan, Constance . . . . .	969.66	Trombley, James . . . . .	30,762.48
Reno, Rebecca . . . . .	5,010.00	Trombley, Joseph. . . . .	17,835.27
Reno, Ronald . . . . .	34,702.56	Trombley, Richard C. . . . .	25,427.34
Robear, Theresa . . . . .	3,039.28	Trudo, Brian . . . . .	27,012.96
Rogers, Clyde . . . . .	5,433.14	Tucker, Donald . . . . .	27,246.00
Rogers, Michael . . . . .	35,545.56	Tully, Patrick J. . . . .	20,405.88





Salaries Fiscal Year 2006–2007 continued

Van Gieson, Linda . . . . .	241.86
Verner, Beatrice . . . . .	10,092.54
Veronneau, Donald D. . . . .	15,015.60
Vidurek, Stephen . . . . .	52,560.36
Viens, Raymond . . . . .	2,719.08
Vincent Jr., John . . . . .	42,092.76
Vogel, Barbara G. . . . .	3,028.32
Voorheis, Patrick . . . . .	23,454.24
Wagner, Frank . . . . .	11,965.02
Wagner, Henry J. . . . .	4,817.40
Wark, Stephen . . . . .	35,838.53
Waterman, Margie . . . . .	810.36
Weed, Barbara . . . . .	1,046.46
Welsh, Leland . . . . .	25,286.16
West, Kasondra . . . . .	6,571.98
Whalen, Cecile L. . . . .	1,158.48
White, Dewey . . . . .	7,331.26
White, Doris . . . . .	6,499.80
White, Joyce . . . . .	3,724.40
Williams, Dale . . . . .	10,293.54
Winterbottom, Benjamin . . . . .	14,062.38
Wolfe, William . . . . .	20,504.10
Workman, Bette . . . . .	388.08
Wright, William . . . . .	19,600.02
Young, Robert . . . . .	26,018.22
Yustin Jr., John . . . . .	32,338.44
Zeno, Alfred A. . . . .	26,278.67

**Planning & Zoning**

Appleton, John A. . . . .	53,401.18
Gustin, Scott . . . . .	49,424.71
Laplace, Michael J. . . . .	47,000.03
Lerner, Kenneth M. . . . .	62,422.21
O’Neil, Mary C. . . . .	42,691.95
Parrott, Kathy . . . . .	39,264.42
Tillotson, Elsie M. . . . .	32,817.66
White, David E. . . . .	54,896.70

**Police Department**

Ahearn, Michael E. . . . .	29,843.31
Arnold, Julie . . . . .	54,070.47
Baccaglini, Eugene . . . . .	35,114.01
Barbeau, Brandi J. . . . .	66,999.67
Barron, Michael S. . . . .	51,681.13
Baur, Robert G. . . . .	64,183.73
Bean, Bonnie M. . . . .	60,392.98
Bean, Christopher C. . . . .	55,113.06
Bean, David A. . . . .	7,132.12
Beck, Bonnie E. . . . .	54,941.20
Belleville, Eric L. . . . .	16,215.33
Berti, Rene A. . . . .	16,341.63
Booker, Elton . . . . .	2,964.00
Bottino, Peter C. . . . .	2,467.31

Bovat, Bruce D. . . . .	60,248.15
Brady, Daniel P. . . . .	55,473.42
Brigham, James O. . . . .	64,945.65
Brodeur, Dominic A. . . . .	57,057.29
Brooks, Tracy L. . . . .	30,316.61
Burke, Shawn P. . . . .	67,926.40
Cain, Catherine A. . . . .	38,605.42
Carlson, Kristian G. . . . .	61,796.86
Champine, Joseph L. . . . .	60,787.67
Chapman, Peter J. . . . .	62,641.73
Charland, Tim F. . . . .	70,242.73
Chase, Jamie K. . . . .	44,107.00
Chenette, Thomas W. . . . .	52,570.97
Clark, David F. . . . .	51,240.40
Clements, David M. . . . .	52,849.64
Colgan, Shawn D. . . . .	34,482.73
Couture, Justin W. . . . .	57,698.08
Cyr, Arthur D. . . . .	63,922.13
Davidson, Scott A. . . . .	68,702.02
Davis, Brandy L. . . . .	2,943.40
Davis, Julie E. . . . .	2,551.55
Decker, Walter C. . . . .	69,400.92
Delano, Margaret . . . . .	50,758.43
Difranco, Brian C. . . . .	58,065.60
Dixon, Stephen A. . . . .	61,819.84
Doehler, Thomas W. . . . .	42,798.95
Doherty, Daniel C. . . . .	63,411.99
Drinkwine, William J. . . . .	2,135.23
Duffy, Dennis J. . . . .	57,643.65
Dumas, Greta C. . . . .	36,267.00
Dumas, Margarite A. . . . .	41,185.09
Dumas, Steven L. . . . .	56,562.39
Dunn, Amy . . . . .	18,903.46
Edwards, Kimberly A. . . . .	56,158.90
Erwin, Carolynne L. . . . .	47,331.36
Everett, Derek E. . . . .	7,619.07
Fabiani, Paul B. . . . .	56,750.14
Federico, John M. . . . .	70,796.87
Ferris, Sarah M. . . . .	35,179.18
Frisbie, Andrew J. . . . .	59,888.16
Gilligan, Daniel J. . . . .	52,961.22
Glynn, Paul R. . . . .	69,472.54
Goodman, Austin R. . . . .	16,594.98
Grajales, Oscar S. . . . .	52,312.27
Green, Timothy D. . . . .	63,203.39
Greenough, Theresa J. . . . .	2,449.82
Hackley, Jane R. . . . .	38,760.66
Harvey, Jodi L. . . . .	39,827.41
Hasty, Michael J. . . . .	56,076.53
Haynes, Robert S. . . . .	60,077.81
Heath, Michael T. . . . .	31,233.70
Helrich, Emmet B. . . . .	71,408.83
Hemond, Michael G. . . . .	54,427.73



Higbee, Andi L. . . . . 69,335.08  
 Higbee, Virginia . . . . . 8,649.59  
 Holden, David M. . . . . 26,955.82  
 Jordick, Michael T. . . . . 61,924.87  
 Kelley, Kristyna P. . . . . 5,698.03  
 King, John J. . . . . 49,602.90  
 Kruger, Mark A. . . . . 45,703.11  
 Labarge, Brian F. . . . . 52,064.93  
 Labrecque, Wade A. . . . . 57,058.51  
 Lane, Holly J. . . . . 32,766.90  
 Langley, Patrick . . . . . 5,122.03  
 Latulippe, Steven J. . . . . 32,703.73  
 Lavenberg, Anna K. . . . . 2,201.63  
 Lawson, Jason A. . . . . 59,494.89  
 Lemire, Katrina A. . . . . 12,151.89  
 Lessor, Jana. . . . . 3,723.52  
 Lilja, Donald R. . . . . 70,217.46  
 Lively, Christopher J. . . . . 18,109.65  
 Long, Richard P. . . . . 70,921.80  
 Lopes, Raymond R. . . . . 53,107.80  
 Lorrain, Christy L. . . . . 45,401.41  
 Lynch, Christopher W. . . . . 64,156.20  
 Macdonald, Hallie. . . . . 1,978.38  
 Majeski, Stephen M. . . . . 51,203.36  
 Marceau, Brenda. . . . . 36,108.36  
 Martin, Trent S. . . . . 52,763.98  
 Martinez, Angie M. . . . . 53,717.63  
 Martin-Lewis, John C. . . . . 67,976.59  
 McAllister, Mary Ann . . . . . 37,804.44  
 McKenney, Brendan J. . . . . 13,466.97  
 Meehan, Susan A. . . . . 38,055.55  
 Mellis, Dwayne . . . . . 5,263.08  
 Merchand, Daniel R. . . . . 58,911.74  
 Minaya, Hinoel . . . . . 24,687.00  
 Montanari, Alison R. . . . . 46,049.60  
 Morris, Jamie A. . . . . 51,942.09  
 Morris, Michael M. . . . . 52,519.00  
 Morrison, Jennifer L. . . . . 66,578.54  
 Muller, James . . . . . 41,120.70  
 Nadeau, Christopher A. . . . . 58,598.11  
 Nails, Aljaray . . . . . 73,451.42  
 Nash, Thomas J. . . . . 50,589.85  
 Navari, Brent W. . . . . 50,839.42  
 Nguyen, My Thanh . . . . . 48,054.96  
 Nolan, Judy Hillis. . . . . 54,389.35  
 Norris, Jessica A. . . . . 36,747.79  
 O'Donnell, Joseph E. . . . . 8,808.32  
 O'Gorman, Keith J. . . . . 56,883.91  
 Olofson, Kristin A. . . . . 1,983.23  
 Parzych, Robert A. . . . . 36,120.10  
 Petralia, Paul J. . . . . 66,771.14  
 Pezzulo, Laura S. . . . . 55,035.29  
 Pfindel, David . . . . . 17,854.52

Provost, Beulah M. . . . . 43,836.09  
 Radford, Thomas J. . . . . 68,033.58  
 Ragsdale, Heather Dundas . . . . 29,584.40  
 Robinson, Clifford A. . . . . 71,991.59  
 Rothenburg, James E. . . . . 62,443.89  
 Rowden, Richard S. . . . . 1,894.58  
 Schirling, Michael . . . . . 67,141.56  
 Scibek, David W. . . . . 57,292.16  
 Simays, Pamela M. . . . . 56,444.92  
 Simpson, Michael W. . . . . 17,850.02  
 Small, Philip W. . . . . 61,961.33  
 St. Amour, Francis N. . . . . 37,666.72  
 Stirling, Robyn . . . . . 4,055.65  
 Stubbing, Kathleen P. . . . . 64,912.68  
 Sullivan, Matthew O. . . . . 63,050.93  
 Taylor, Lance R. . . . . 34,565.28  
 Thayer, Lee R. . . . . 46,375.83  
 Thibault, Ethan A. . . . . 50,100.10  
 Tiso, Ian A. . . . . 2,131.55  
 Toof, Shawn A. . . . . 71,798.88  
 Tremblay, Thomas R. . . . . 94,290.37  
 Trieb, James T. . . . . 55,251.66  
 Trombley, Bradley A. . . . . 54,959.74  
 Veronneau, Lise E. . . . . 60,415.89  
 Veronneau, Nancy. . . . . 49,370.85  
 Vincent, Daniel R. . . . . 61,118.33  
 Volp, Richard A. . . . . 16,364.80  
 Walker, Elizabeth M. . . . . 32,189.05





Salaries Fiscal Year 2006–2007 continued

Ward, William M. . . . .	68,360.61
Wark, Stephen J. . . . .	18,107.00
Warren, Michael D. . . . .	56,929.16
Wentworth, Patricia E. . . . .	42,662.92
White, Matthew T. . . . .	50,619.92
Willey, Jeffrey A. . . . .	52,898.00
Wilson, Kevin James . . . . .	48,630.98
Wright, Jannine M. . . . .	67,274.94
Yager, Eric P. . . . .	26,230.30
Young, Jonathan C. . . . .	64,895.70
Young, Kristian L. . . . .	42,710.04

**Public Works**

Adams, Laurel C. . . . .	71,302.20
Asselin, Steven P. . . . .	62,645.77
Austin, Mark. . . . .	42,221.59
Badger, James A. . . . .	73,271.36
Baker, Bernard G. . . . .	54,019.28
Baldwin, Norman J. . . . .	72,466.62
Barbeau, David A. . . . .	38,254.32
Barton, Ann M. . . . .	27,401.55
Beaudry, Valerie J. . . . .	38,659.06
Beltran, Ismael . . . . .	6,362.50
Benjamin, Richard C. . . . .	57,666.44
Benoit III, Joseph. . . . .	40,479.66
Bessette, Brian . . . . .	50,739.80
Bird, Jonathan A. . . . .	2,636.25
Bissonnette, Mitchell T. . . . .	8,575.90
Bixler, Tyler R. . . . .	2,882.50
Blow, Brian A. . . . .	48,761.37
Boardman, Matthew W. . . . .	4,895.19
Boehm, John M. . . . .	21,077.85
Boutin, Patrick J. . . . .	53,833.16
Boylan, Terri G. . . . .	39,078.67
Bradley, Daniel P. . . . .	52,758.68
Brandolino, Amanda K. . . . .	24,960.42
Bridgman, Joshua L. . . . .	28,872.20
Brigham, Charles . . . . .	47,477.43
Burns, William P. . . . .	43,293.39
Buteau, Joseph P. . . . .	2,172.99
Buteau, Patrick J. . . . .	68,156.52
Button, John E. . . . .	2,601.00
Cameron, Chad H. . . . .	3,775.50
Chagnon, Randy A. . . . .	29,005.74
Chamberlain, Deanna L. . . . .	34,061.54
Codrean, Lorand B. . . . .	53,162.92
Cornish, Charles E. . . . .	29,235.88
Cota, Wesley L. . . . .	42,043.19
Cravedi-Cheng, Gabriel. . . . .	2,499.72
Cummings, Bradford A. . . . .	61,549.12
Danyow, Stephen H. . . . .	54,407.92
Debono, Charles S. . . . .	20,480.86
Delahmetovic, Edin. . . . .	36,960.79

Demers, Erin L. . . . .	22,683.30
Devost, Robert B. . . . .	36,548.54
Dion, Tom M. . . . .	67,854.69
DiVece, Jason . . . . .	2,651.00
Dow, Matthew W. . . . .	43,767.31
Ducharme, Leonard C. . . . .	16,394.87
Duncan, Carol W. . . . .	56,257.72
Farnsworth, Christopher R. . . . .	22,358.45
Feggans, Jared H. . . . .	2,389.25
Fewell, Ronald W. . . . .	4,142.25
Finck, Craig E. . . . .	43,945.50
Finnie, Alden E. . . . .	26,927.37
Fitzpatrick, James J. . . . .	51,730.11
Floystad, Louisa M. . . . .	7,885.71
Forguites, Jennifer L. . . . .	17,398.29
Gagnon, Stephen D. . . . .	2,388.26
Garen, David W. . . . .	60,752.58
Gilbert, Damion . . . . .	32,747.56
Gilstrap, Richard W. . . . .	39,943.62
Glennon, Susan G. . . . .	24,230.29
Gomez, David A. . . . .	41,108.97
Goodkind, Steven A. . . . .	81,037.59
Goodrich, Terry E. . . . .	56,408.19
Gore, Ronald S. . . . .	29,038.26
Green, Robert L. . . . .	52,056.72
Greenwood, Gary R. . . . .	57,357.88
Groff, Pamela F. . . . .	31,979.02
Grover, Timothy E. . . . .	56,428.38
Halverson, Mark C. . . . .	29,169.32
Hamann, Stephen M. . . . .	42,458.95
Hammond, Larry. . . . .	45,930.46
Hammond, Richard F. . . . .	57,072.11
Hart, Thomas J. . . . .	6,994.29
Hathaway, Bruce E. . . . .	1,788.82
Haynes, Paul W. . . . .	47,631.32
Heelan, Michael D. . . . .	49,808.75
Hill, Daniel K. . . . .	51,054.39
Hillman, Stephanie J. . . . .	28,834.80
Hines Jr., Bruce A. . . . .	43,051.85
Holmes, Gary B. . . . .	46,721.31
Holt, Ned H. . . . .	60,305.65
Huber, Tim F. . . . .	2,191.25
Jennings, Stanley L. . . . .	13,097.81
Jerome, Jason J. . . . .	1,728.00
Jewett, Sandra J. . . . .	33,284.67
Johnson, Ernest II . . . . .	45,581.01
Jones, Carnell L. . . . .	48,147.75
Keene, John J. . . . .	24,579.56
Kelly, Irene M. . . . .	29,688.57
Key, Joseph. . . . .	3,550.16
Knight, Willie A. . . . .	21,580.60
Kolok, David. . . . .	11,211.28
Krystowiak, Jesse D. . . . .	2,380.00



Lafayette, Charles J. . . . .	28,258.52
Latreille, Jeremiah J. . . . .	27,297.87
Lavigne, Gary K. . . . .	63,789.45
Lefebvre, Donald M. . . . .	40,146.15
Leggett, Thomas A. . . . .	47,765.80
Legrand, Leo P. . . . .	45,468.66
Levee, Bruce T. . . . .	45,137.69
Limoge, Brian K. . . . .	16,732.44
Line, Corey . . . . .	36,361.12
Lipman, Dylan . . . . .	1,125.00
Losch, Catherine N. . . . .	44,875.77
Lyons, Richard . . . . .	11,079.98
Martin, Jessica A. . . . .	39,070.88
Maynard, Richard L. . . . .	1,569.76
Mazza, Frank . . . . .	19,352.46
McKnight, Gregory B. . . . .	34,612.35
McMullen, Patrick M. . . . .	48,532.69
Medlar, III Marcus I. . . . .	58,803.57
Metivier, Mark. . . . .	45,960.12
Miles, Theodore P. . . . .	39,873.62
Miller, Joel L. . . . .	16,680.87
Mitchell, Andrea . . . . .	31,539.65
Morin, Jay L. . . . .	37,103.20
Newhart, James W. . . . .	6,392.83
Newhart, Samuel D. . . . .	788.50
Oblak, Jacob S. . . . .	1,847.25
Orton, Charlene . . . . .	37,607.78
Paquette, Paul A. . . . .	69,732.20
Paquette, William J. . . . .	64,462.30
Parent, Edmond N. . . . .	36,429.00
Pecor, Chester P. . . . .	6,191.22
Perron, Steven J. . . . .	56,265.80
Perry, John S. . . . .	38,241.83
Phillips, Scott . . . . .	39,426.37
Poirier, Kathleen . . . . .	20,238.05
Poplawski, Christopher Peter . . . . .	41,622.93
Purrington, Taylor W. . . . .	2,714.25
Rabidoux, Justin C. . . . .	35,385.67
Raineault, Claude A. . . . .	51,081.34
Rasys, John A. . . . .	63,025.91
Rathbone, Justin E. . . . .	3,203.75
Redmond, David M. . . . .	47,454.87
Ritchie, James A. . . . .	53,418.81
Roberts, Richard R. . . . .	21,636.31
Root, Janice D. . . . .	12,496.96
Rosa, Carlos . . . . .	18,674.99
Roy, Stephen T. . . . .	63,664.54
Sheerin, Patricia . . . . .	1,066.99
Shepard, Claire J. . . . .	30,342.68
Smith, Scott . . . . .	45,782.99
Stone, Molly E. . . . .	3,945.14
Sumner, Dennis M. . . . .	33,927.19
Sundquist, Ellen . . . . .	18,539.27

Swindell, Michael G. . . . .	53,351.54
Tatro, Jerry A. . . . .	48,457.81
Terry Sr., Rodney G. . . . .	67,928.36
Tozier, Neal . . . . .	56,963.79
Trahan, Christopher J. . . . .	1,923.00
Trombley, Joseph M. . . . .	12,842.30
Tucker, Lawrence C. . . . .	51,027.72
Tuttle, Pamela J. . . . .	43,489.59
Warren, Mary M. . . . .	53,759.92
Willey, Roger E. . . . .	30,312.05
Wimble, Jason E. . . . .	40,520.14

### Schools

Abbey, Robert W. . . . .	57,158.00
Abdi, Mohamed . . . . .	20,735.16
Abrams, Michael . . . . .	843.00
Ackerson, Pamela L. . . . .	66,130.78
Adams, Paul R. . . . .	38,451.00
Albarelli-Lane, Beth A. . . . .	57,308.00
Alberts, Doris . . . . .	9,736.30
Alexander, Elizabeth A. . . . .	9,657.42
Ali, Asiat A. . . . .	980.00
Aliquo, Mark J. . . . .	88,350.09
Allard, Judith L. . . . .	94,465.00
Allard, Lisa A. . . . .	11,672.07
Allen, Anita B. . . . .	12,733.18
Allen, Carol A. . . . .	65,909.00
Allyn, Laura E. . . . .	38,143.20
Amato, Richard S. . . . .	79,308.85
Amblo-Bose, Yvette N. . . . .	58,629.63
Amoah, Emmanuel K. . . . .	45,923.85
Amorese, Gia M. . . . .	23,614.00
Amsden, Lyman F. . . . .	12,645.91
Anderson, Bonnie K. . . . .	1,807.50
Anderson, David C. . . . .	1,788.50
Anger, Deborah M. . . . .	51,596.50
Anson, Elisabeth A. . . . .	1,174.50
Archacki, Allyson . . . . .	40,402.20
Armstrong, Christine F. . . . .	49,961.80
Arre, Domye L. . . . .	11,928.53
Arsenault, Nicole W. . . . .	50,298.00
Arthur, Hillary E. . . . .	12,432.25
Ashton, Sarah L. . . . .	48,074.26
Austin, Josepha W. . . . .	58,505.00
Auwarter, Tessa . . . . .	1,872.25
Ayer, Bonnie B. . . . .	84,070.16
Ayers, G. Robert . . . . .	82,454.00
Babbott, Frank R. . . . .	3,599.00
Bailey, Kathryn A. . . . .	425.00
Baker, Abbey M. . . . .	13,090.00
Baker, Nancy J. . . . .	72,369.00
Ballard, Lea J. . . . .	1,484.00
Banks, Mark . . . . .	34,810.67

**Salaries Fiscal Year 2006–2007 continued**

Barber, Judith G. . . . .	32,897.66	Bohn, Robert P. . . . .	64,134.90
Barcomb, Therese M. . . . .	27,575.50	Bolduc, Dennis J. . . . .	61,841.00
Barnes, Lindsay A. . . . .	4,802.00	Bolwin, Stephanie R. . . . .	69,100.00
Baros, James J. . . . .	535.00	Bombard, Ann L. . . . .	29,467.66
Barrett, Patrick A. . . . .	46,692.00	Bombard, Sandra L. . . . .	3,247.41
Barron, Thomas M. . . . .	2,242.50	Botelho, Gayle I. . . . .	42,212.30
Bartolo, Meredith A. . . . .	1,085.00	Botte Fretz, Laura J. . . . .	42,084.50
Battaile, Robyn B. . . . .	50,098.00	Boucher, Gloria W. . . . .	35,307.89
Baxter, Susan A. . . . .	36,193.35	Bove, Mary E. . . . .	390.00
Beaulieu, Ruth M. . . . .	10,146.32	Bove, Perry E. . . . .	3,743.00
Beaupre, Andrew R. . . . .	856.75	Bowen, Paula J. . . . .	81,492.61
Bechtloff, Kerry L. . . . .	43,833.00	Boyd, Kirk M. . . . .	44,338.16
Becker, Erin J. . . . .	2,629.30	Boyers, Richard . . . . .	54,368.00
Becker, Kelly M. . . . .	3,670.00	Boyle, Stephen M. . . . .	55,280.00
Bednar, Kathy . . . . .	10,622.54	Bradshaw, Susan C. . . . .	2,878.16
Belisle, Scott M. . . . .	303.00	Brady, Elizabeth J. . . . .	12,494.00
Bellavance, Janet E. . . . .	68,347.00	Braine, Patricia J. . . . .	1,875.00
Bellavance, Tracey . . . . .	36,182.00	Branch, Helena . . . . .	10,759.74
Bellew, Nora J. . . . .	15,852.49	Breen, Cara E. . . . .	658.75
Belofsky, Helena M. . . . .	1,152.50	Breen, Janet W. . . . .	4,396.30
Benjamin, Amanda L. . . . .	38,351.00	Brewer, Robert S. . . . .	2,221.00
Bennett, Arleen C. . . . .	11,590.15	Brock, Frances D. . . . .	67,907.10
Benoit, Barbara L. . . . .	11,300.11	Brooks, Susan P. . . . .	66,872.00
Benoit, Sean M. . . . .	36,832.37	Brooks, Timothy J. . . . .	2,132.00
Benway, Charles J. . . . .	8,248.34	Broussard, Alexandre D. . . . .	600.00
Benway, Jonathan N. . . . .	39,076.63	Brown, Dwight E. . . . .	29,600.00
Benz, Julie T. . . . .	66,761.00	Brown, Heidi L. . . . .	63,391.50
Berger, Jennifer G. . . . .	810.00	Brown, Julie B. . . . .	64,186.00
Bergeron, Stephanie L. . . . .	12,487.98	Brown, Keith M. . . . .	55,430.00
Bergman, Jean M. . . . .	43,909.40	Brown, Patrick H. . . . .	2,055.50
Berkel, Robert G. . . . .	59,426.00	Bruder-Walsh, Lise D. . . . .	32,483.00
Berschling, Jenny A. . . . .	6,671.66	Bruley, Cari A. . . . .	61,721.90
Bessette, Danielle A. . . . .	36,500.00	Buckingham, Timothy J. . . . .	48,414.00
Billings, Julie A. . . . .	14,287.14	Buechler, Kaitlyn A. . . . .	16,216.61
Billings, Orville P. . . . .	28,265.90	Buehner, Terry L. . . . .	69,625.00
Bilodeau, Jacqueline R. . . . .	2,046.00	Buley, Jeanne M. . . . .	12,452.84
Bilodeau, Stacie L. . . . .	10,979.48	Burbo, David C. . . . .	2,932.08
Bingel, Kristen F. . . . .	20,085.80	Burbo, Mark L. . . . .	44,303.51
Birkhimer, Jill M. . . . .	4,834.00	Burbo, Mindy M. . . . .	2,131.13
Bissonnette, Justin J. . . . .	3,996.00	Burchard, Jane B. . . . .	9,168.20
Blair, Linda J. . . . .	52,900.40	Burdick, Jennifer P. . . . .	39,386.67
Blair, Susan K. . . . .	30,152.23	Burrington, Laurie A. . . . .	3,360.00
Blaisdell, Mary A. . . . .	15,522.59	Bushey, Rodney R. . . . .	36,004.72
Blank, Phyllis A. . . . .	37,832.00	Bushnell, Claire M. . . . .	44,376.00
Blechner, Edward D. . . . .	6,400.00	Cadwallader-Staub, Julie A. . . . .	19,233.00
Blethen, Susan L. . . . .	65,554.40	Callanan, Jacsen T. . . . .	1,211.41
Blood, Rebecca A. . . . .	3,000.00	Campagna, Margaret A. . . . .	3,825.00
Bloomberg, Beth J. . . . .	52,075.00	Campbell, Colby E. . . . .	44,085.75
Blumberg, Debra L. . . . .	66,099.00	Campbell, Gail A. . . . .	62,249.00
Bockes, Pamela S. . . . .	61,841.00	Campbell, Jessie . . . . .	43,324.08
Bodine, Shawna R. . . . .	14,694.00	Campbell, Maura . . . . .	3,396.20



Cane, John J. . . . .	93,337.50	Clark, Suzanne R. . . . .	57,008.00
Cannizzaro, Lisa . . . . .	7,011.25	Clavelle, David A. . . . .	6,164.00
Cannon, Jean M. . . . .	14,904.92	Clemmons, Laura B. . . . .	8,725.00
Cappleman Sinz, Mary K. . . . .	1,190.25	Close, Terry A. . . . .	722.50
Carbone, Georgia . . . . .	850.00	Coates, Jennifer M. . . . .	690.00
Cardin, Deborah E. . . . .	3,948.00	Cobbs, Tiffany L. . . . .	2,035.75
Carey, Danielle M. . . . .	54,808.46	Cocchetti, Michael A. . . . .	38,497.12
Carey, Joanne E. . . . .	11,710.09	Colburn, Karen L. . . . .	66,149.00
Carling, Anne . . . . .	2,870.00	Collins, Jeanne M. . . . .	110,000.00
Carnevale, Rachel . . . . .	1,174.39	Colton, Jennifer F. . . . .	44,689.25
Caron, Hillary P. . . . .	922.00	Companion Iii, Edward L. . . . .	51,812.00
Caroscio, Carol . . . . .	65,969.00	Conant, Margaret C. . . . .	63,720.60
Carpenter, Judith D. . . . .	63,632.00	Condit, Nancy A. . . . .	75,303.00
Carr, Karen A. . . . .	30,373.56	Conger, Lois C. . . . .	2,541.55
Carroll, Beatrice E. . . . .	42,514.00	Connolly, Helen E. . . . .	4,474.19
Carroll, Holly C. . . . .	60,117.00	Cook, Christine A. . . . .	70,168.46
Carroll, Linda J. . . . .	92,033.94	Cook, Kevin F. . . . .	2,151.50
Carruth, Lorie A. . . . .	87,275.10	Cook, Kevin G. . . . .	64,240.70
Carter, Alexa J. . . . .	15,488.00	Cope Jr., Jesse . . . . .	29,755.43
Carter, Barbara A. . . . .	3,740.00	Coss, Anne D. . . . .	16,951.58
Cartier, Noralee M. . . . .	63,572.00	Cossin, Elizabeth S. . . . .	6,861.70
Case, Janice K. . . . .	68,099.00	Cote, Melanie R. . . . .	57,480.50
Casey, Christopher J. . . . .	6,730.50	Cotton, Pierre A. . . . .	800.00
Casey, David A. . . . .	1,876.00	Coughlin, Patricia A. . . . .	19,065.91
Casey-Rafter, Patricia . . . . .	2,890.00	Couillard, Robert C. . . . .	60,117.00
Cassell Jr., John T. . . . .	51,570.00	Courcy, Rama Lakshmi . . . . .	2,037.94
Castine, Richard S. . . . .	66,034.00	Courtemanche, Yvette M. . . . .	340.00
Chaffee, Angela R. . . . .	14,717.80	Courville, Sara J. . . . .	17,582.90
Chagnon, Anne M. . . . .	2,560.50	Couture, Christine H. . . . .	31,563.43
Chagnon, Anthony P. . . . .	24,520.96	Couture, Liane M. . . . .	62,541.89
Chagnon, Beverly J. . . . .	8,412.54	Cowell, Colleen A. . . . .	68,983.00
Chagnon, Robert J. . . . .	54,440.69	Cox, Christopher M. . . . .	46,008.00
Chagnon, Sheila E. . . . .	11,220.16	Cox, Daniel E. . . . .	27,600.00
Chagnon, William F. . . . .	44,794.00	Cox, Dolores H. . . . .	39,193.43
Chamberlain, Herbert J. . . . .	46,014.53	Cox, Rory A. . . . .	1,294.00
Chamberlain, Joann M. . . . .	28,413.16	Crall, Kristen J. . . . .	10,799.16
Chandler, Matthew G. . . . .	70,228.00	Crawford, Joanne R. . . . .	30,072.34
Chapman, Lauren E. . . . .	46,829.46	Crawford, Leslie C. . . . .	7,382.58
Charboneau, Carol A. . . . .	17,743.23	Cronin, Jocelyn A. . . . .	47,218.00
Charbonneau, Chris A. . . . .	38,070.74	Cross, Hazen A. . . . .	2,826.00
Charbonneau, Tammy M. . . . .	65,393.00	Crothers-Goldsworthy, Sara . . . . .	52,844.36
Chase, Kimberly A. . . . .	60,163.00	Crowe, Elliott R. . . . .	3,230.00
Chayer, Marianne E. . . . .	46,632.50	Crowley, Hannah H. . . . .	595.00
Cheeseman, Doug V. . . . .	4,442.00	Crowley, Nancy P. . . . .	21,929.10
Chirase Jr., Pat . . . . .	51,937.50	Cruz, Robin L. . . . .	66,194.00
Choedon, Lobsang . . . . .	25,431.58	Cullen, Michelle A. . . . .	14,260.25
Christensen, Brandi M. . . . .	11,430.65	Cummings, Tomas G. . . . .	65,671.99
Church, Robert H. . . . .	60,117.00	Currier, Allen V. . . . .	69,200.00
Cicchetti, Margaret L. . . . .	9,210.56	Currier, Noemi M. . . . .	52,842.50
Ciosek, Donald P. . . . .	5,316.00	Curtis Jr., David W. . . . .	11,499.75
Clapp, Bonnie L. . . . .	108,200.27	Curtis, Abbie E. . . . .	664.30

**Salaries Fiscal Year 2006–2007 continued**

Cushing, Barbara J. . . . .	27,204.28
Daghlian, Elizabeth M. . . . .	525.00
Daigle, Melody A. . . . .	61,398.00
Daley, Rachel M. . . . .	12,312.53
Dall, David J. . . . .	28,705.00
Daly, Moses M. . . . .	45,620.00
Damm, Hiltraut M. . . . .	8,279.00
Danis, Kristine . . . . .	33,140.51
Daoust, Guylaine . . . . .	17,333.26
Daudelin, Eileen T. . . . .	11,837.46
Daunais, Jaime K. . . . .	23,643.45
D’aversa, Andrew . . . . .	2,676.00
Davidson, Elana . . . . .	1,255.00
Davila, Torrey H. . . . .	12,236.46
Davis, Douglas L. . . . .	70,527.35
Davis, Julie P. . . . .	12,671.32
Day, Robert C. . . . .	3,599.00
Deal, Heather . . . . .	5,873.69
Debarge, Melissa . . . . .	8,761.89
Debarge, Stephanie M. . . . .	10,292.00
Dee, Mary B. . . . .	60,567.00
Deforge, Jacqueline A. . . . .	60,417.00
Delaney, Janet V. . . . .	7,191.24
Delaney, Sharron M. . . . .	69,160.00
Delcastillo Alzamora, Silvia . . . . .	2,665.00
Delorme, Marjorie A. . . . .	70,092.00
Delorme, Rebecca A. . . . .	10,660.00
Demaroney, Karen B. . . . .	320.00
Demaroney, Laura R. . . . .	31,647.58
Demartino, Deena . . . . .	25,093.00
Demasi, Francis A. . . . .	51,424.50
Demyanovich, Peter J. . . . .	34,650.00
Depasquale, Kimberly J. . . . .	5,997.50
Desautels, Lance E. . . . .	12,474.52
Desautels, Tina M. . . . .	12,073.73
Desrochers, Kevin M. . . . .	1,155.00
Detweiler, David G. . . . .	340.00
Devita, Christel W. . . . .	31,205.75
Dewald, James G. . . . .	552.00
Diaz, Gabriel A. . . . .	5,966.00
Dilego, Pasquale . . . . .	35,089.55
Dimasi, Nancy D. . . . .	50,756.27
Dimmick, Brittany E. . . . .	1,119.29
Dimmick, Cassie . . . . .	11,540.22
Dimmick, Robin K. . . . .	66,872.00
Dimmock, Julie A. . . . .	1,755.00
Dion, Catherine C. . . . .	10,870.65
Dion, Chadwick M. . . . .	3,775.00
Divenuti, Patricia M. . . . .	12,803.36
Do, Son V. . . . .	21,843.14
Dolma, Passang . . . . .	388.00

Dolson, Lori A. . . . .	8,601.74
Donahue-Holt, Jane A. . . . .	76,028.54
Donoghue, James D. . . . .	71,968.00
Donoghue, Meghan P. . . . .	10,780.00
Donza, Donna S. . . . .	2,082.50
Dorfman Riley, Alyson S. . . . .	44,045.00
Dornik, Bridgett J. . . . .	3,415.50
Douglas, Linda S. . . . .	1,038.80
Dowett, Janet L. . . . .	36,550.00
Downey, Karen E. . . . .	63,776.00
Drown, James L. . . . .	62,888.43
Dubuque, Cathleen C. . . . .	332.15
Ducharme Sr., Leonard C. . . . .	31,446.04
Ducharme, Edith L. . . . .	12,810.51



Duchemin, Katie L. . . . .	11,249.63
Dufresne, Janet H. . . . .	1,440.00
Dunbar, Denise H. . . . .	977.50
Durfee, Amy D. . . . .	46,081.50
Dusablon Jr., Ronald J. . . . .	31,127.25
Dusablon, Leo A. . . . .	47,877.14
Dustira, Kathleen A. . . . .	43,533.00
Dvorak, Ludmila . . . . .	68,796.25
Dvorak, Pavel . . . . .	70,009.20
Edelbaum, Josh M. . . . .	1,086.75
Edwards, Anne-Marie . . . . .	470.25
Egri, Guy D. . . . .	91,921.71
Elliott, Joanna B. . . . .	10,093.00
Elliott, Sandra L. . . . .	13,444.40
Eltosam, Samdarko . . . . .	375.00
Ely li, Timothy S. . . . .	11,082.10
Emert, Jarett . . . . .	850.00
Emery, Henry O. . . . .	44,801.27
Emery, Thomas M. . . . .	65,237.46
Emmons, Linda J. . . . .	10,600.78
English, Sharron M. . . . .	13,436.66
Erb, Keith A. . . . .	39,937.50



Ervine, Erica E. . . . .	420.00	Gates, Katelyn R. . . . .	14,779.92
Erwin, Emily E. . . . .	630.00	Gavalchik, Deborah L. . . . .	4,145.34
Fagan, Lauren T. . . . .	61,941.00	Geider, Katherine A. . . . .	10,953.51
Falkenbush, Richard A. . . . .	468.60	Gelineau, Sarah A. . . . .	18,420.67
Falzone, Meredith R. . . . .	1,167.50	Gendimenico, Janelle P. . . . .	41,768.00
Fan, Odette K. . . . .	3,202.75	Giard, Christopher . . . . .	67,150.00
Farber, Allison J. . . . .	1,020.00	Gibbo, Christopher F. . . . .	490.00
Farineau, Ginger J. . . . .	61,921.00	Giese, Beth A. . . . .	83,432.90
Farineau, Jean Paul . . . . .	66,872.00	Giese, Heather M. . . . .	495.04
Felber, Anne M. . . . .	67,272.00	Giese, Samuel J. . . . .	1,235.04
Ficker, Harvest R. . . . .	2,305.00	Gilbert, Christopher H. . . . .	2,132.00
Fisher, Annette P. . . . .	67,042.50	Gilbert, Heather L. . . . .	13,256.16
Fisher, Eric M. . . . .	53,134.00	Gile, Paula B. . . . .	15,625.00
Fisher, Marguerite A. . . . .	1,434.27	Gillard, Gregory A. . . . .	57,682.00
Fitzgerald, Joel . . . . .	34,129.34	Girouard, Marcel R. . . . .	47,977.80
Fitzgerald, Patricia E. . . . .	7,171.00	Giroux, Tina M. . . . .	2,456.16
Fitzgerald, Patricia J. . . . .	2,560.00	Girreh, Nimo H. . . . .	9,145.05
Fitzpatrick, Janet H. . . . .	15,986.26	Glasgow, Sara M. . . . .	525.00
Fitzpatrick, Megan J. . . . .	46,692.99	Goddard, Olivia J. . . . .	6,772.02
Flaherty, Margaret A. . . . .	34,765.61	Goff, Stephanie A. . . . .	13,254.62
Fletcher, Jocelyn L. . . . .	36,750.00	Goldberg, Leah K. . . . .	444.00
Flynn, Kristine . . . . .	39,506.00	Goldberg, Mary E. . . . .	4,288.00
Fogg, Aaron J. . . . .	42,020.90	Golden, Gary L. . . . .	50,199.46
Fontaine, Lawrence R. . . . .	11,858.37	Goldman, Elise L. . . . .	492.50
Foote, Lindsay A. . . . .	37,043.00	Goldsmith, Gordon M. . . . .	3,395.29
Forbes, Judith S. . . . .	9,236.91	Goncz, Kaarin K. . . . .	47,114.30
Fortin, Dawn E. . . . .	11,464.50	Gonyea, Justin E. . . . .	585.00
Foster, Tammy L. . . . .	2,091.00	Gonyo, Patricia A. . . . .	28,683.14
Foster-Medicino, Donna . . . . .	9,126.00	Gordon, Cindy L. . . . .	16,960.28
Fox, Donald D. . . . .	51,870.00	Gordon, Mary E. . . . .	9,464.60
Fox, Elissa . . . . .	11,781.05	Gordon, Sarah W. . . . .	36,840.00
Foy, Melissa J. . . . .	7,450.80	Gorman, Stephanie K. . . . .	40,155.00
Frances, Sarah . . . . .	325.00	Gowon, Tabare A. . . . .	800.00
Francis, Kathleen F. . . . .	9,289.14	Gragg, Monica . . . . .	13,392.68
Freeman, Tammy J. . . . .	29,000.65	Grant, Justin N. . . . .	16,417.04
Fretta, Michele N. . . . .	15,273.85	Gray, Michael A. . . . .	73,598.00
Fucile, Jennifer L. . . . .	342.50	Green, Janet E. . . . .	2,220.00
Fuller, Allison J. . . . .	2,415.00	Greene, Elizabeth M. . . . .	66,074.00
Fuller, Gerald G. . . . .	422.50	Gregory, Georgine C. . . . .	66,746.00
Furmanski, Michael R. . . . .	5,346.00	Gregory, Todd J. . . . .	1,895.50
Gadue, Barbarann M. . . . .	7,136.28	Griffin, Maureen A. . . . .	12,228.73
Gage-Hewitt, Mary A. . . . .	35,076.58	Groves, Chandra M. . . . .	13,085.82
Gagnon, Jean-Paul E. . . . .	53,553.00	Guay-Timpson, Leesa A. . . . .	67,611.00
Gagnon, Jennifer M. . . . .	10,806.60	Guilmette, Kate K. . . . .	15,962.00
Gai, Bol A. . . . .	691.25	Gundersen, Arnold . . . . .	57,008.00
Gallagher, Kathleen B. . . . .	37,932.58	Guyette, Constance H. . . . .	680.00
Galvani, Lindsay D. . . . .	1,701.25	Guyette, Jeffrey W. . . . .	4,636.50
Gamble, Sheriefs . . . . .	580.00	Gyatso, Dakpa . . . . .	24,661.41
Garber, Maureen H. . . . .	66,209.00	Hagan, Daniel J. . . . .	53,614.60
Garofalo, Joseph F. . . . .	67,299.00	Haller, Carl H. . . . .	2,457.00
Gatch, Ann E. . . . .	41,939.50	Halligan, Leisa . . . . .	11,477.00





**Salaries Fiscal Year 2006–2007 continued**

Halpin, Janet Joppe . . . . .	63,872.00	Hughes, Jan E. . . . .	63,572.00
Hamlin, Kimberly M. . . . .	13,852.88	Hulbert, Patricia . . . . .	47,423.00
Hamlin, Valerie P. . . . .	7,872.00	Hull Jr., Richard D. . . . .	11,654.75
Hammers, Dawna J. . . . .	750.00	Hulsen, Jeanne E. . . . .	54,385.00
Hammond, Lisa A. . . . .	4,088.23	Hunt, Kimberly A. . . . .	25,731.00
Hannigan, Kathy . . . . .	10,136.64	Hunt, Timothy J. . . . .	4,888.37
Hao, Zhihang . . . . .	58,273.00	Huntoon, Robert R. . . . .	4,500.00
Hardgrove, Katrina M. . . . .	4,230.50	Husband, Zachary J. . . . .	10,999.53
Harrington, Ann M. . . . .	9,096.88	Huston, Barbara K. . . . .	12,113.19
Hart, Mary D. . . . .	21,637.97	Interlandi, Jebson F. . . . .	11,548.00
Hartwick, Rebecca L. . . . .	8,969.93	Interlandi, Michael R. . . . .	64,668.30
Harvey, Christine F. . . . .	51,842.00	Ireland, Seth D. . . . .	595.00
Hathaway, Dawn M. . . . .	11,248.61	Irish, Catherine C. . . . .	436.60
Hathaway, Melissa V. . . . .	26,949.00	Irish, Lloyd P. . . . .	81,380.00
Hausman, Ethan K. . . . .	26,441.36	Irish, Mark S. . . . .	45,381.81
Hayes, Jeffrey P. . . . .	5,139.25	Irvine, Joyce M. . . . .	84,677.96
Hayes, Pamela A. . . . .	19,587.65	Iverson, Donna J. . . . .	14,701.78
Hayes, Tania P. . . . .	50,398.00	Jackson Jr., Samuel . . . . .	9,077.39
Heald-Faling, Jana . . . . .	2,753.45	Jackson, Samuel . . . . .	36,020.20
Heavner, Christine A. . . . .	782.00	Jameson, Elizabeth A. . . . .	2,645.00
Hebert, John R. . . . .	27,142.71	Jampa, Jampa . . . . .	24,723.90
Hefferon, Lynne E. . . . .	56,280.00	Jerome, Amber L. . . . .	1,224.00
Hegeman, Kira S. . . . .	4,116.59	Jesdale, Linda K. . . . .	46,892.00
Heines, James S. . . . .	13,078.51	Jijina, Marc D. . . . .	1,121.25
Held, Susan L. . . . .	51,894.46	Johnson, Alexander D. . . . .	45,578.00
Hemingway, Judith A. . . . .	656.88	Johnson, Benjamin R. . . . .	45,503.25
Hemley, Mark S. . . . .	2,598.59	Johnson, Matthew J. . . . .	3,951.00
Henzel, John H. . . . .	15,677.31	Johnson, Meghan R. . . . .	10,889.29
Hershberg, Tammy D. . . . .	11,643.39	Johnson-Aten, Bonnie . . . . .	85,168.00
Hevey, Kathleen A. . . . .	53,517.50	Johnston, Kara J. . . . .	6,401.73
Hickey, Laurie T. . . . .	44,165.00	Jokela, Anja L. . . . .	915.00
Hill, Aaron L. . . . .	16,630.65	Jones, Melissa B. . . . .	11,428.58
Hill, Robert J. . . . .	43,787.00	Joppe-Mercure, Paul . . . . .	3,276.00
Hiller, Elyce S. . . . .	532.50	Josselyn, Michelle J. . . . .	900.00
Hladik, Jiri . . . . .	2,680.00	Juenker, Barbara A. . . . .	51,462.00
Hodgson, Althea B. . . . .	47,860.00	Kaelin, Shannon . . . . .	10,452.17
Hoffman, Brian D. . . . .	60,185.26	Kalinoski, Ann H. . . . .	57,408.00
Hoffman, Candace S. . . . .	11,548.00	Kalman, Maryann . . . . .	33,910.58
Holmes, Julie . . . . .	4,520.00	Kamath, Nirmala . . . . .	480.00
Holmes, Lisa A. . . . .	11,963.75	Karp, Mary Jane . . . . .	4,212.45
Holt, Ned H. . . . .	900.00	Kaseta, Deborah S. . . . .	454.24
Hood, David J. . . . .	1,353.00	Kast, Kimberly E. . . . .	9,190.89
Horbert, Karla J. . . . .	41,270.00	Kaufmann, Eric P. . . . .	42,842.00
Houchens, Paul A. . . . .	50,643.00	Kavanagh, Cheryl D. . . . .	7,041.40
Howes, Madeleine A. . . . .	36,847.10	Keenan, Mary M. . . . .	50,885.00
Howley, Christine . . . . .	455.00	Keepin, Isaiah R. . . . .	7,416.00
Hubbard, Barbara S. . . . .	68,114.74	Kehoe, Matthew E. . . . .	7,884.26
Hubbard, Patricia A. . . . .	562.32	Keller, Ellen F. . . . .	9,057.40
Hubbard, Scott C. . . . .	63,117.50	Kelley, James D. . . . .	43,633.00
Huddleston, Victoria J. . . . .	2,213.75	Kelley, Jill E. . . . .	38,774.60
Hughes, Alissa M. . . . .	2,269.96	Kelley, Lisa H. . . . .	32,042.72



Kellogg, Alice M. . . . .	5,236.00	Lavigne, Anthony G. . . . .	2,868.65
Kenney, Maria L. . . . .	12,219.15	Lavigne, Jane K. . . . .	70,088.00
Kernoff, Diana P. . . . .	1,195.00	Leach, Melody A. . . . .	8,696.33
Kerr, Janice M. . . . .	5,466.78	Leavitt, Diane B. . . . .	64,119.66
Kilbourn, Carolina G. . . . .	12,942.04	Leavitt-Deeb, Valerie A. . . . .	12,095.44
Kim, Rhiannon M. . . . .	6,354.00	Ledoux-Moody, Tammie J. . . . .	47,862.20
Kimberly, Garrett E. . . . .	13,464.06	Lefebvre, Deborah B. . . . .	63,772.00
King, Amy R. . . . .	50,653.00	Lefebvre, Tonda B. . . . .	7,700.00
King, Barbara D. . . . .	6,757.50	Lenihan, Jennifer Y. . . . .	42,067.46
King, Melissa B. . . . .	36,450.00	Lentine, Nicole E. . . . .	357.50
King, Susan A. . . . .	942.50	Leon, Nancy J. . . . .	63,872.00
King, Wendy D. . . . .	66,872.00	Leopold, Barbara A. . . . .	31,987.00
Kinville, Mary E. . . . .	3,972.72	Lessard, Terri L. . . . .	65,999.00
Kipp, Joy L. . . . .	68,968.45	Lessor, Stacey L. . . . .	12,646.51
Kirk, Wilhelmenia R. . . . .	26,985.00	Letourneau, Allison R. . . . .	68,272.00
Kissell, Patricia D. . . . .	67,062.00	Lewis, Laurie A. . . . .	12,560.06
Kline, Bernard J. . . . .	41,405.92	Lewis, Seth J. . . . .	2,710.15
Klinger, Roger J. . . . .	50,148.00	Liley, Elizabeth E. . . . .	53,206.31
Knight, Amy B. . . . .	34,642.40	Limanek, Joanne C. . . . .	7,288.03
Knox, Nancy . . . . .	14,282.50	Limoge, Amy K. . . . .	40,976.00
Knutson, Peter N. . . . .	330.00	Limoge, Jennifer L. . . . .	6,067.89
Koch Hayes, Sally E. . . . .	44,654.00	Limoge, Kenneth R. . . . .	23,592.69
Korman, Timothy E. . . . .	61,031.00	Limoge, Tina M. . . . .	20,099.67
Kraus, Patrick T. . . . .	390.00	Lincoln, John R. . . . .	26,246.88
Krisak Jr., Ronald W. . . . .	844.00	Lincoln, Noah A. . . . .	556.75
Krisak, Wendy M. . . . .	2,827.44	Lindau, Eric M. . . . .	8,564.47
Kuckovic, Ervina . . . . .	42,151.00	Lisle, Scott R. . . . .	97,740.35
Kuhn, Daryl L. . . . .	62,366.00	Little, Erica M. . . . .	2,934.00
Kulow, Hassan H. . . . .	16,368.24	Littlefield, Laurie A. . . . .	10,419.47
Labounty Sr., Karl J. . . . .	41,988.60	Livingston, Sean A. . . . .	27,711.05
Lachance, Amy M. . . . .	61,216.00	Lizzo, Kevin M. . . . .	2,178.75
Ladouceur, Eric E. . . . .	10,949.50	Lockwood, Mary L. . . . .	23,502.00
Lamantia, Rebecca M. . . . .	43,222.00	Lodish, Chaim I. . . . .	41,235.20
Lamb, Cynthia R. . . . .	3,526.26	Loftus, Margaret E. . . . .	8,439.00
Lambert, Katherine G. . . . .	3,800.16	Loiseau, Jennifer P. . . . .	1,831.00
Lamberti, David R. . . . .	43,794.60	Long, Caryn L. . . . .	3,321.00
Lamont, Anne D. . . . .	29,723.56	Longe, Irene M. . . . .	57,381.00
Lamphere, Suzanne T. . . . .	9,826.04	Longworth, Meredith J. . . . .	27,763.00
Lancaster, Kathleen F. . . . .	12,444.98	Lothian, Kathy A. . . . .	11,168.39
Landberg, Terrence D. . . . .	15,215.00	Lovell, Kyle . . . . .	817.50
Landon, Joan M. . . . .	70,686.50	Lu, Jeff P. . . . .	26,799.81
Landsman-Roos, Nick T. . . . .	954.50	Ludlow, Sayre H. . . . .	58,787.01
Lane, Stephen W. . . . .	61,841.00	Lutz, Jack W. . . . .	483.00
Langlois, Jacqueline R. . . . .	42,583.36	Maccormick, E. Susan . . . . .	906.48
Langston, Diana M. . . . .	68,054.00	Mack, Andrew C. . . . .	46,782.30
Languasco, Adrian V. . . . .	1,800.00	Mack, Susan T. . . . .	69,275.00
Laplant, Karen L. . . . .	1,553.07	MacKinnon, James A. . . . .	41,574.40
Larkin, Anne E. . . . .	11,548.00	MacNeil, Ronald C. . . . .	48,981.00
Larose, Wendy J. . . . .	35,593.16	Maddocks, Elizabeth S. . . . .	10,661.56
Latulippe, Wendy J. . . . .	12,572.96	Magnus, Debra P. . . . .	12,110.32
Lavery, Paula A. . . . .	1,815.94	Maguire, Amy H. . . . .	2,836.96



**Salaries Fiscal Year 2006–2007 continued**

Mahan, Sara Jane . . . . .	67,926.00	McLean, Ellen C. . . . .	45,935.05
Majercik, Patricia V. . . . .	42,041.10	McLean, Kathleen H. . . . .	4,972.50
Major, David G. . . . .	42,342.89	McMorris, Heather A. . . . .	36,450.00
Maley, Lynn P. . . . .	10,252.23	McNamara, Debra L. . . . .	43,241.00
Mansfield, Meredith K. . . . .	18,182.50	McNNamara, Dylan N. . . . .	67,807.00
Marchand, Andrew J. . . . .	8,609.15	McRae, Martin D. . . . .	70,971.50
Marchessault, Rich G. . . . .	1,721.00	McSweeney, Colleen E. . . . .	15,790.45
Marchessault, Sandra B. . . . .	2,092.76	McSweeney, Marilyn B. . . . .	667.30
Marcotte, Andrea C. . . . .	637.50	Medici, Andrea L. . . . .	1,826.83
Marcotte, Sandra B. . . . .	42,735.00	Meister, Lyndy J. . . . .	14,694.00
Marinovich, Mia R. . . . .	24,104.72	Mellencamp, Amy V. . . . .	100,820.80
Marrier li, James R. . . . .	2,602.50	Merritt, Tracy . . . . .	11,683.74
Marrier Sr., James R. . . . .	4,442.00	Mertz, Corrine E. . . . .	17,036.52
Martin, David . . . . .	12,436.00	Meyer, Celia D. . . . .	10,597.50
Martin, Elmer W. . . . .	5,798.52	Meyer, John W. . . . .	807.50
Martin, Sally A. . . . .	66,149.00	Mihan, Kimberly B. . . . .	8,937.80
Martin, Theresa S. . . . .	1,800.00	Miller, Aliza K. . . . .	422.50
Martin, Timothy S. . . . .	1,521.72	Miller, James L. . . . .	73,392.50
Marvin, Michael R. . . . .	562.32	Miller, Jane C. . . . .	72,965.20
Marvin, Susan E. . . . .	52,195.78	Miller, Philip . . . . .	11,749.37
Mason, Susanna B. . . . .	467.50	Millette, Jamie N. . . . .	3,749.67
Masse, Tammy L. . . . .	39,737.00	Millette, Stephanie M. . . . .	13,120.00
Mathy, Melissa M. . . . .	11,508.78	Mills, Jennifer A. . . . .	600.00
Matthews, Benjamin E. . . . .	11,519.42	Minkler, Deborah H. . . . .	46,347.00
Mattina, Kate E. . . . .	2,697.50	Mitchell, Donna M. . . . .	28,663.00
Matton, Patricia A. . . . .	42,477.00	Mohamed, Isha O. . . . .	17,760.27
Matton, Sarah M. . . . .	3,448.57	Mohamed, Omar H. . . . .	450.00
Mauter, Jill K. . . . .	14,109.61	Molander, Nicholas D. . . . .	50,248.00
Maynard, George J. . . . .	18,844.50	Molla, Deborah V. . . . .	3,992.50
Maynard, Merrie-Beth . . . . .	16,455.75	Monahan, Cheryl S. . . . .	17,452.12
Mays, Charles T. . . . .	845.00	Monahan, James A. . . . .	43,271.46
Mazuzan lii, John E. . . . .	52,462.00	Mongeon, Louise B. . . . .	39,866.44
McAuliffe, Sandra S. . . . .	15,905.14	Mongeon, Ormond S. . . . .	7,680.00
McCaffrey, Justin T. . . . .	2,206.50	Moody, Donna L. . . . .	8,868.72
McCarthy, Robert D. . . . .	8,453.00	Moore, Bonnie A. . . . .	30,009.58
McCarthy, Tara A. . . . .	390.00	Moorman, Christina L. . . . .	1,572.50
McClintock, Kelly . . . . .	1,722.50	Morin, Angela M. . . . .	38,651.00
McConlogue, Amie M. . . . .	2,921.51	Morrie, Nancy P. . . . .	51,536.30
McConville, Peter J. . . . .	42,842.00	Morris, Deirdre J. . . . .	35,958.82
McDonald, Susan . . . . .	51,943.00	Morrison, James L. . . . .	42,782.11
McDougal, Jane . . . . .	6,211.81	Morrow, Stuart T. . . . .	960.00
McEachin, Deidra M. . . . .	1,295.40	Mott, Alison V. . . . .	430.00
McFarren, Robin M. . . . .	7,422.00	Mozeika, Philip M. . . . .	60,117.00
McGinniss, Meara K. . . . .	350.00	Mukeba, Jules . . . . .	8,232.00
McGrath, Robert E. . . . .	42,471.01	Muller, Gretchen P. . . . .	44,613.60
McGraw, Kara L. . . . .	11,548.00	Muller, Jessica B. . . . .	58,337.25
McHugh, Carol G. . . . .	61,841.00	Muller, Matthew S. . . . .	511.75
McKay, Ann M. . . . .	8,271.74	Murphy, Colleen M. . . . .	59,576.00
McKay, Meagan M. . . . .	11,548.00	Murphy, Francis . . . . .	75,832.10
McKinnon, Mark F. . . . .	51,462.00	Murphy, Katherine A. . . . .	10,600.78
McLane, Elizabeth K. . . . .	47,454.00	Murray, Edgar W. . . . .	66,872.00



Musgrove, Tamara L. . . . .	14,729.00
Myregaard, William S. . . . .	27,765.20
Nadel, Nancy S. . . . .	43,965.00
Neary, Carol A. . . . .	36,846.76
Neary, Jessica A. . . . .	1,080.00
Neil, Kathryn J. . . . .	43,401.46
Nelson, Dawn M. . . . .	6,019.58
Nelson, Gene C. . . . .	66,872.00
Neudecker, Mary H. . . . .	54,629.00
Newell, Denise M. . . . .	30,926.26
Newkirk, Shelby A. . . . .	1,815.00
Newschwander, Jane K. . . . .	12,020.82
Newton Jr., Willard E. . . . .	45,053.00
Nguyen, Lan T. . . . .	4,392.00
Nicholson, Timony A. . . . .	48,626.80
Nicolle, Holly L. . . . .	12,351.21
Nido, Kelly J. . . . .	34,216.96
Nigolian, Mark G. . . . .	51,825.00
Noble, Claire J. . . . .	51,941.46
Nolan, Elizabeth L. . . . .	50,681.00
Nolan, Ryan D. . . . .	23,662.19
Norris, Justin W. . . . .	3,600.00
Northrup, Mary F. . . . .	12,332.00
Novak, Alison K. . . . .	44,483.00
Nowlan, Kimberly J. . . . .	18,152.50
Nugent, Laura R. . . . .	3,768.00
Nutting, Melissa J. . . . .	46,171.00
Obbagy, Thomas E. . . . .	63,820.60
O'Brian, Cameron W. . . . .	18,080.99
O'Brien, Debra G. . . . .	10,170.00
O'Brien, Mary K. . . . .	69,530.50
O'Brien, Maureen E. . . . .	8,700.02
O'Bryan, Ashley N. . . . .	406.74
O'Bryan, Erin J. . . . .	910.00
O'Connell, Lisa A. . . . .	12,550.00
O'Connell, Martha A. . . . .	57,108.00
O'Connor, Kelsey E. . . . .	5,388.32
O'Connor, Megan E. . . . .	18,561.41
O'Donnell, John M. . . . .	17,424.00
Ogden, Molly S. . . . .	1,035.00
Ogelby, Heather L. . . . .	12,732.26
Olzenak, Craig W. . . . .	30,367.94
Orlando, Lee Ann S. . . . .	46,762.00
Osaba, Sara M. . . . .	13,789.25
O'Shea, Amy E. . . . .	647.82
O'Sullivan, Patrick J. . . . .	67,619.00
Overson, Roberta . . . . .	13,802.23
Ovitt, Carol B. . . . .	722.50
Owens, Edward W. . . . .	42,842.00
Ozgur, Heather . . . . .	10,304.00
Padden, Sean P. . . . .	42,201.68

Padgett, Pamela D. . . . .	35,392.50
Page, Deborah W. . . . .	3,276.00
Page, Johanna H. . . . .	14,064.00
Pallutto, Carolyn R. . . . .	69,260.00
Palmer, Lori A. . . . .	32,601.67
Pandis, Angela L. . . . .	44,570.00
Paquette, Karen R. . . . .	60,217.00
Pariseau, Charleen A. . . . .	10,660.00
Park, Ann F. . . . .	68,928.49
Park, James M. . . . .	32,541.48
Parker, Marcia L. . . . .	9,892.18
Parker, Melissa J. . . . .	12,741.43
Parker, Melissa M. . . . .	9,331.84
Parker, Samuel P. . . . .	570.00
Parker, Shaun A. . . . .	14,439.00
Pasic, Zijada . . . . .	24,592.06
Patalano, Alice . . . . .	66,049.00
Patnode, Jordana M. . . . .	5,760.68
Patrick, Nancy C. . . . .	64,032.00
Pawlusiak, Diane F. . . . .	62,518.16
Peabody, Richard A. . . . .	562.32
Pearo, Karen R. . . . .	69,400.00
Pease, Scott W. . . . .	64,795.46
Pebler, James A. . . . .	23,198.47
Peck, Jennifer L. . . . .	37,104.60
Peck, Sara L. . . . .	73,950.00
Pecor, Dale W. . . . .	65,286.00
Pecor, Wayne T. . . . .	62,116.01
Pekar, Mark S. . . . .	1,597.50
Perez, Herbert A. . . . .	69,726.00
Perry, Susan . . . . .	7,579.86
Peters, Molly J. . . . .	2,490.00
Peters, Patricia R. . . . .	892.50
Pettit, Kristin M. . . . .	3,387.00
Pfingst, Hubert . . . . .	61,586.10
Phillips, Patrick E. . . . .	2,250.00
Phillips, Stephanie R. . . . .	76,076.00
Pidgeon, Meghan-Anne B. . . . .	11,394.00





Salaries Fiscal Year 2006-2007 continued

Pierce, Hugh A. . . . .	7,995.00
Pike, Amber J. . . . .	680.00
Pike, Nancy B. . . . .	1,248.00
Pinkham, Martha J. . . . .	7,735.00
Pitman, Emily F. . . . .	19,051.71
Plant, Lynn A. . . . .	16,765.29
Plant, Rhonda L. . . . .	5,915.70
Plante, Margaret M. . . . .	59,426.00
Plante, Melissa L. . . . .	1,845.88
Plette, Kevin J. . . . .	66,115.00
Pobric, Gordana . . . . .	8,894.00
Poe, Bonnie L. . . . .	90,393.89
Polson, Diane L. . . . .	2,991.13
Porter, Wilbur N. . . . .	900.00
Possidente, Lorna H. . . . .	34,216.96
Powell, Eric J. . . . .	15,240.14
Prescott, Elayne P. . . . .	62,041.00
Preston, Patricia J. . . . .	2,703.00
Pretty, Gale M. . . . .	17,237.19
Price, Irie K. . . . .	357.50
Prive, Leonard P. . . . .	39,195.87
Proulx, Roberta P. . . . .	21,324.00
Prouty, Karen L. . . . .	56,318.98
Provost, Mary E. . . . .	14,807.17
Pruitt, Nancy R. . . . .	29,239.24
Pruitsman, Gerald L. . . . .	60,209.09

Quinn, Karen M. . . . .	21,569.00
Quinn, Sean W. . . . .	3,321.00
Rabin, Rebecca . . . . .	8,344.54
Racine, Evan M. . . . .	748.00
Racine, Nancy A. . . . .	31,881.00
Radley, Nancy A. . . . .	59,806.00
Radlinski, Valerie A. . . . .	1,242.00
Randall, Linda K. . . . .	63,072.46
Rankin, Anna K. . . . .	4,343.00
Rath, Michelle L. . . . .	62,967.34
Raymond, Danny A. . . . .	50,143.96
Raymond, Lorena M. . . . .	680.00
Raymond, Wayne C. . . . .	41,102.05
Read, Jill M. . . . .	11,623.00
Redline, Britain . . . . .	1,190.00
Reed, Jason M. . . . .	36,918.34
Renca, Carole L. . . . .	67,022.00
Reyes De Yaranga, Cleofe G. . . . .	10,120.13
Reynolds, Emily J. . . . .	21,341.36
Reynolds, George B. . . . .	62,554.00
Rheaume, Janice J. . . . .	66,155.02
Rice, Bethany M. . . . .	43,878.60
Richard, Andrea . . . . .	61,841.00
Richards, Lacey E. . . . .	1,870.00
Richardson, Chaska . . . . .	50,739.00
Richardson, Jane D. . . . .	36,576.00
Richardson, Kelly B. . . . .	39,397.00
Richmond, Anah B. . . . .	39,905.00
Rickson, Megan L. . . . .	8,483.42
Riesenfeld, Emily E. . . . .	26,617.96
Riley Jr., Robert C. . . . .	56,309.00
Ritter, David R. . . . .	78,357.06
Ritter, Richard L. . . . .	4,830.00
Rivers, Margaret A. . . . .	13,170.04
Rivers, William J. . . . .	67,160.00
Robbins, Holly M. . . . .	39,196.56
Robert, Donna J. . . . .	75,451.35
Robertson, Beverlis . . . . .	2,957.25
Robinson, Lillian L. . . . .	69,998.00
Rocheleau, Jean M. . . . .	60,626.00
Rock, Robert L. . . . .	66,419.00
Rodgers, Morgan E. . . . .	590.00
Roesch, Benjamin B. . . . .	36,232.00
Roesch, Shannon D. . . . .	34,770.00
Rogers, Garreth M. . . . .	1,025.00
Rogers, Michael H. . . . .	35,968.00
Rome, David L. . . . .	64,485.60
Rosen, Victoria B. . . . .	4,288.52
Ross, Hugh E. . . . .	340.00
Ross, Mary M. . . . .	67,529.00
Rossi, Maureen A. . . . .	35,256.00



Putney-Crane, Cera . . . . .	59,485.00
Quavelin, Charles J. . . . .	42,232.50
Quavelin, Jennifer L. . . . .	34,562.80
Quinn, Kara C. . . . .	34,739.14



Rousseau, Michelle A. . . . .	10,709.87	Shepard, Ashleigh E. . . . .	1,527.96
Routhier, Patricia A. . . . .	23,778.59	Shepard, Jane T. . . . .	37,676.00
Roy, Molly E. . . . .	1,812.50	Shepherd, Susan R. . . . .	14,983.91
Rubman, Tracy L. . . . .	20,972.50	Sheridan, Laurie A. . . . .	5,632.15
Rupe, Mary L. . . . .	29,892.71	Sheridan, Patricia E. . . . .	2,065.00
Russell, Elizabeth M. . . . .	12,516.99	Shohet, Stephanie C. . . . .	7,980.00
Rutherford, Kathryn I. . . . .	340.00	Shook, Ryan W. . . . .	1,950.00
Ryan, Emily A. . . . .	7,447.53	Shortsleeve, Joan E. . . . .	65,381.00
Ryan, Lesley C. . . . .	62,355.44	Siebecke, Carl T. . . . .	3,315.00
Ryan, Therese P. . . . .	66,972.00	Siegel, Joan E. . . . .	65,849.00
Sacchetti, Carolyn L. . . . .	320.00	Siegel, Lynda R. . . . .	63,225.00
Sackevich, Patricia A. . . . .	22,294.18	Sienkiewicz, Heather J. . . . .	13,435.39
Sadler, Rosemary . . . . .	57,899.00	Sikora-Cain, Jill S. . . . .	67,068.46
Sadoff, Natasha K. . . . .	1,760.00	Silverman, Mary C. . . . .	17,920.00
Sanders, Emily A. . . . .	901.00	Siminger, Eileen A. . . . .	70,552.00
Sansone, Andrew J. . . . .	900.00	Simonds, Sandra K. . . . .	74,672.65
Sansone, Kimberly M. . . . .	33,437.00	Singh, Khemwanti C. . . . .	8,668.00
Santor, Ginger . . . . .	18,616.41	Sitek-Shaver, Lisa J. . . . .	49,544.30
Santoriello, Santo . . . . .	14,450.50	Skaskiw, Lauren S. . . . .	555.00
Saunders, Ellen L. . . . .	51,612.00	Sklar, Barbara D. . . . .	15,743.03
Saunders, Susan E. . . . .	63,912.00	Skoler, Emily V. . . . .	20,000.00
Sawtelle, Maura L. . . . .	36,597.93	Slack, Lynn B. . . . .	55,432.46
Scafa, Gina A. . . . .	70,010.00	Slater, Jamie L. . . . .	12,911.26
Schamroth, Robert M. . . . .	850.00	Sliwka, Katrina . . . . .	1,268.00
Scheidt, Mattie Jean . . . . .	55,205.12	Smith, Deborah N. . . . .	68,072.00
Schersten, Adam M. . . . .	10,427.87	Smith, Jolene M. . . . .	995.00
Schleede, Lillian C. . . . .	46,051.92	Smith, Kellie C. . . . .	59,526.00
Schmidt, Gavin R. . . . .	600.00	Smith, Leonard E. . . . .	40,747.77
Schneehagen, Richard L. . . . .	42,909.88	Smith, Linda S. . . . .	12,976.56
Schneehagen, Seth . . . . .	2,524.70	Smith, Rebecca L. . . . .	39,933.00
Schreindorfer, Sarah F. . . . .	1,800.00	Smith, Russell E. . . . .	15,054.16
Schwartz, Brian C. . . . .	43,265.31	Smith, Sarah A. . . . .	43,797.50
Schweigert, Peter J. . . . .	467.50	Snow, Ritchie D. . . . .	1,637.00
Scibek, David W. . . . .	3,933.60	Soos, Amy . . . . .	31,078.00
Sclafani, Barbara L. . . . .	70,386.00	Souliere, Christine L. . . . .	51,462.00
Sclafani, Brent K. . . . .	70,998.00	Sparks, Henry E. . . . .	59,163.75
Scott, Ericka D. . . . .	15,291.87	Spencer, Ian W. . . . .	3,710.00
Seaman, Katie . . . . .	340.00	Spinner, Shelley H. . . . .	40,233.70
Sedic, Melita . . . . .	3,072.00	Squires, Deborah D. . . . .	65,849.00
Sells, Lashawn Y. . . . .	61,000.00	St. John, Jamie E. . . . .	14,703.02
Selman, Samuel A. . . . .	1,960.00	Standley, Margaret A. . . . .	2,610.00
Semic, Mustafa . . . . .	27,757.28	Staudt, Gabrielle M. . . . .	488.75
Semic, Nijaza . . . . .	19,613.36	Stearns, Michael . . . . .	913.92
Senftleber, Fritz M. . . . .	726.00	Stearns, Penny L. . . . .	62,691.00
Senning, Portia . . . . .	1,670.00	Stebbins, Erinn C. . . . .	13,122.07
Sessions, Nathaniel W. . . . .	12,208.28	Steen, Gretchen . . . . .	7,298.61
Sessions, Tyler G. . . . .	39,605.88	Steggerda, William G. . . . .	4,864.62
Shaffner, Julie S. . . . .	46,643.00	Stergas, Kathleen H. . . . .	37,304.60
Shamberger, Jan L. . . . .	39,639.00	Stern, Mitchell . . . . .	1,800.00
Sharp, Christopher M. . . . .	65,849.00	Stevens, Dana M. . . . .	55,464.00
Shearer, Jeffrey A. . . . .	12,436.00	Stevens, Laura N. . . . .	67,183.69

**Salaries Fiscal Year 2006–2007 continued**

Stimik-Mason, Suzanne T. . . . .	395.00	Toof, Michael R. . . . .	3,943.00
Stitzel, Andrea F. . . . .	624.92	Torres, Luis F. . . . .	1,866.00
Stone, F Scott . . . . .	67,172.00	Trackim, Brenda J. . . . .	47,045.90
Stopper, Sarah L. . . . .	3,878.91	Trackim, Elizabeth A. . . . .	14,623.74
Storer, Constance . . . . .	63,672.00	Trawczynski, Joyce A. . . . .	57,208.00
Straley, Lisa H. . . . .	33,504.00	Trayah, Bradley F. . . . .	26,077.35
Stratton Jr., Robert A. . . . .	37,084.07	Treinis, Daniel L. . . . .	45,745.00
Strauss, Hannah . . . . .	3,435.03	Tremblay, Jennifer P. . . . .	33,009.46
Strianese, Edward J. . . . .	57,668.78	Tremblay, Norman P. . . . .	54,340.55
Strouse, Margaret M. . . . .	72,109.50	Triggs, Margaret D. . . . .	666.00
Strube, Jill A. . . . .	30,434.00	Trombley, Christopher J. . . . .	1,378.25
Stucker, David J. . . . .	32,172.25	Truchon, Amy L. . . . .	28,759.80
Stuller, David L. . . . .	66,872.00	Truchon, Brent . . . . .	61,882.00
Sugrue, Amanda M. . . . .	600.00	Turcot, Elizabeth T. . . . .	680.00
Sulejmani, Fexhrije . . . . .	9,692.14	Turcot, Meghan I. . . . .	490.00
Sutton, Jennifer S. . . . .	37,405.22	Turnbaugh, Alison O. . . . .	12,987.03
Sweeney, Lauren C. . . . .	450.00	Tursi, Patricia . . . . .	1,476.02
Sweeney, Miles D. . . . .	1,920.00	Underwood, Cassandra R. . . . .	3,072.00
Swenson, Candice K. . . . .	16,326.41	Urban, Alyssa K. . . . .	7,134.00
Sylvester, Richard H. . . . .	65,762.00	Urban, Larissa K. . . . .	48,307.57
Taft, Robert W. . . . .	41,267.69	Vachereau, Kenneth P. . . . .	2,778.30
Taginski, Toni A. . . . .	5,521.11	Van Brunt, Peter S. . . . .	13,189.06
Talcott, Florence M. . . . .	15,196.00	Vatis, Christopher A. . . . .	47,359.00
Tallman, Michael . . . . .	6,653.76	Venezia, G Autumn . . . . .	43,948.69
Tampas-Williams, Christiana J. . . . .	1,040.00	Vestrland, Shawn A. . . . .	31,740.86
Tanguay, Laurel P. . . . .	63,772.00	Vidoli, John D. . . . .	1,800.00
Tanner, Anne-Marie . . . . .	1,824.00	Vincelette, Elise M. . . . .	1,260.00
Tarling, Rebecca J. . . . .	14,426.40	Vining, Dawn E. . . . .	43,235.89
Taylor, Fran P. . . . .	5,560.00	Virun, Michelle R. . . . .	15,221.02
Taylor, Jennifer R. . . . .	12,491.25	Voghell, Donna L. . . . .	66,972.00
Taylor, Jonathan L. . . . .	48,354.00	Wager, Barbara B. . . . .	8,240.13
Teer, Robert . . . . .	57,008.00	Walker, Rebecca L. . . . .	430.50
Teichroew, Jacob P. . . . .	3,003.01	Walsleben, Linda M. . . . .	68,972.00
Teixeira, Dawn P. . . . .	11,579.43	Walters, Mary S. . . . .	56,864.46
Tenenbaum, Suzanne G. . . . .	41,460.00	Wayne, Julia M. . . . .	3,030.00
Terry, Carl G. . . . .	42,306.48	Weaver, Donald G. . . . .	88,751.66
Tetrault, Christine M. . . . .	57,098.00	Weaver, Margaret A. . . . .	41,276.00
Tetu, Catherine Y. . . . .	51,684.90	Webb, Rebecca S. . . . .	40,899.34
Tewksbury-Frye, Anne C. . . . .	71,690.00	Weishaar, Suzanne C. . . . .	63,399.00
Thibault, Aurelien G. . . . .	16,265.23	Weissenstein, David J. . . . .	67,872.00
Thomas, Rebekah N. . . . .	57,270.50	Weith, Mary D. . . . .	63,747.00
Thompson, Holly A. . . . .	12,856.26	Weizenegger, Deborah B. . . . .	66,947.00
Thompson, Katelyn M. . . . .	1,684.28	Welch, James M. . . . .	47,454.00
Thompson, Mary M. . . . .	21,723.41	Wells, Alice L. . . . .	52,507.00
Thompson, Sandra E. . . . .	5,665.10	Weltman, Sharon . . . . .	13,810.71
Thompson, Susan J. . . . .	27,468.07	Wesley, Patricia J. . . . .	70,207.55
Thorn, Ellsbeth C. . . . .	1,382.50	Weymouth, Maria C. . . . .	1,920.00
Thrane, Cynthia S. . . . .	68,310.00	Wheeler, Penne S. . . . .	68,427.46
Titus, Margaret J. . . . .	11,784.40	Whitcomb, Frank A. . . . .	63,503.80
Tkach, Dianne . . . . .	66,672.00	White, James V. . . . .	2,252.50
Tolces, Christopher S. . . . .	22,124.07	Whitehouse, Leonard J. . . . .	1,871.50

Whitley, Danielle H. . . . .	1,450.00
Whitman, Patrick C. . . . .	59,967.96
Williams, Brian E. . . . .	64,737.80
Williams, Elizabeth A. . . . .	5,551.00
Williams, Francis A. . . . .	15,234.39
Williams, John J. . . . .	12,495.00
Williams, Laura C. . . . .	977.50
Williams, Nicole . . . . .	382.50
Winn, Ann R. . . . .	8,106.00
Winward, Rebecca B. . . . .	23,229.58
Witt, Teresa M. . . . .	51,874.00
Wolf, Judy . . . . .	63,572.00
Wolfe, Elizabeth . . . . .	8,023.90
Wolter, Joann D. . . . .	61,841.00
Woods, Douglas E. . . . .	55,345.00
Woodworth, Heather S. . . . .	2,730.00
Worden, Kirstin D. . . . .	3,599.00
Workman, Beth G. . . . .	4,830.96
Wurtsbaugh, Rachel M. . . . .	47,763.70
Yaranga, Giovanna S. . . . .	53,315.00
Yaranga, Ricardo A. . . . .	24,590.74
Young, Matthew S. . . . .	1,062.00
Young-Glatz, Gabrielle L. . . . .	520.00
Zahniser, Nancy J. . . . .	88,169.87
Zajan, Cheryl E. . . . .	68,199.00
Zavadil, Frantisek J. . . . .	26,226.00
Zenaty, Jane B. . . . .	61,841.00

Nulty, Timothy E. . . . .	91,860.67
Palumbo, Dawn . . . . .	13,659.50
Pelletier, Jason. . . . .	7,835.83
Sanders, Lydia . . . . .	2,673.33
Thibeault, Amber . . . . .	46,438.93
Van Vught, John . . . . .	63,350.76
Vantine, William . . . . .	16,337.92
Voity, Michael T. . . . .	66,897.32
Wemette, James R. . . . .	49,013.26
Zeno, Tonia M. . . . .	35,334.47

**Telecom**

Ahsaf, John. . . . .	3,094.84
Albaro, Ernest . . . . .	9,728.28
Bedard, Seth . . . . .	16,477.40
Burke Jr., William . . . . .	9,600.98
Burke, Kevin . . . . .	40,426.04
Chagnon, Karen . . . . .	39,627.35
Debrita, Valerie . . . . .	14,376.48
Donnelly, Richard . . . . .	64,501.11
Dushane, Todd . . . . .	58,949.29
Dushane, William H. . . . .	60,936.01
Flora, Michael M. . . . .	71,825.79
Gonyeau, Jerome . . . . .	32,971.82
Hameline, Nicole. . . . .	59,117.62
Johnson, Leon P. . . . .	12,679.00
Kravitz, Yaffe . . . . .	25,818.54
Lachance, Christopher . . . . .	16,828.24
Lacharite, Sabrina J. . . . .	34,591.76
Lane Iii, Frederick . . . . .	23,508.20
Larivee Ii, Ronald. . . . .	51,725.19
Laroche, Armand . . . . .	825.00
Maloney, Eileen M. . . . .	22,696.97
McKenzie, Kathleen A. . . . .	45,597.74







# Facts and Figures

## General Obligation Debt

June 30, 1981	\$28,795,000	June 30, 1995	\$45,568,460
June 30, 1982	\$29,134,000	June 30, 1996	\$46,427,141
June 30, 1983	\$27,638,000	June 30, 1997	\$44,706,929
June 30, 1984	\$26,267,000	June 30, 1998	\$43,997,090
June 30, 1985	\$23,935,000	June 30, 1999	\$46,966,309
June 30, 1986	\$41,000,000	June 30, 2000	\$46,216,009
June 30, 1987	\$42,845,000	June 30, 2001	\$47,276,091
June 30, 1988	\$48,880,000	June 30, 2002	\$39,890,647
June 30, 1989	\$50,434,290	June 30, 2003	\$41,820,263
June 30, 1990	\$55,481,636	June 30, 2004	\$38,199,047
June 30, 1991	\$53,248,196	June 30, 2005	\$39,064,281
June 30, 1992	\$54,417,803	June 30, 2006	\$40,306,887
June 30, 1993	\$45,548,186	June 30, 2007	\$42,831,506
June 30, 1994	\$48,841,229		

## Appraised Valuation

	<u>2006-2007</u>	<u>2005-2006<sup>a</sup></u>	<u>2004-2005</u>
Real Estate	\$3,280,619,721	\$3,279,273,048	\$1,661,366,805
Personal Property	\$120,396,098	\$126,626,294	\$128,795,010
120% Assessment Factor <sup>b</sup>	\$154,210,700	\$154,382,846	\$110,444,763
Total Assessed Valuation <sup>c</sup>	\$3,555,226,519	\$3,560,282,188	\$1,900,606,578
Veteran Exemption <sup>d</sup>	\$1,212,200	\$1,125,800	\$1,223,787

<sup>a</sup>A city-wide reappraisal occurred during this year. Prior values were based on the 1994 city-wide reappraisal.

<sup>b</sup>120% Assessment on all property which is of a non-residential use and is applied to the municipal tax rate only.


<sup>c</sup>Total Assessed Valuation is the sum of Real Estate, Personal Property and the 120% Assessment Factor.

<sup>d</sup>The Veteran Exemption is incorporated into the Real Estate valuation.

## Tax Exempt Properties Summaries

<u>Type</u>	<u>Accounts 2007</u>	<u>Assessments</u>
City	126	\$282,327,900
Colleges	106	\$569,574,100
County	4	\$10,714,100
Fraternities/Sororities	8	\$10,415,400
Hospital	21	\$402,676,409
Railway	5	\$5,190,700
Religious	48	\$128,010,100
State of Vermont	10	\$68,275,700
U.S. Government	3	\$22,345,600
W.V. Parks	7	\$6,236,300
All others	78	\$106,507,900
Exempt Property Total	432	\$1,636,750,709

# Burlington 2007



## Preliminary Financial Report Year Ending June 30, 2007

Not audited. For comparison purposes only. The audited financial statements will be available later.



# Preliminary Financial Report

## TABLE OF CONTENTS

	PAGE
Introduction . . . . .	99
Letter from Sullivan, Powers & Company . . . . .	100
Preliminary Financial Reports:	
Balance Sheets — City General Fund and School General Fund . . . . .	101
Schedule of Revenues, Expenditures & Change in Fund Balance — General Fund . . . . .	102
Restricted and Designated Fund Balances — General Fund . . . . .	103
Schedule of Revenues, Expenditures, and Changes in Fund Balances — School General Fund . . . . .	104
Statement of Net Assets for Enterprise Funds . . . . .	105-106
Statement of Revenues, Expenses and Changes in Net Assets — Proprietary Funds . . . . .	107
Statement of Fiduciary Net Assets — Pension Trust Fund . . . . .	108
Statement of Changes in Fiduciary Net Assets — Pension Trust Fund . . . . .	109
Schedule of Long-term Liabilities. . . . .	110-111



## OFFICE OF THE CHIEF ADMINISTRATIVE OFFICER

City of Burlington

City Hall, Room 20, 149 Church Street, Burlington, VT 05401

Voice (802) 865-7000

Fax (802) 865-7014

TTY (802) 865-7142

February 11, 2008

Honorable Mayor and City Council  
City of Burlington  
Burlington, Vermont 05401

This section provides preliminary results for the fiscal year ending June 30, 2007 for the major City funds. The comprehensive audited statements are nearly complete, but were not available in time to be printed and included in this soft bound City Annual Report. As indicated in the letter from Sullivan, Powers & Company, the City's independent audit firm, the audited financial statements will be available soon at this office and will be published in the hard bound City Annual Report.

Included are reports covering, in brief, the results of major City departments and Funds. These include the City's General Fund, The School General Fund, Burlington International Airport, Burlington Electric, Telecom, the Water and Wastewater Utilities. Also included is a complete list of the City's outstanding long-term debt. The results of the Special Revenue Funds will be included in the audited statements.

Questions concerning any of the information provided here, or requests for additional information, should be addressed to the Office of the Chief Administrative Officer, City of Burlington, City Hall, 149 Church Street, Burlington, VT 05401.

Jonathan P.A. Leopold, Jr.  
Chief Administrator Officer  
City of Burlington, Vermont



**Sullivan, Powers & Co.**  
CERTIFIED PUBLIC ACCOUNTANTS

A PROFESSIONAL CORPORATION

77 Barre Street  
P.O. Box 947  
Montpelier, VT 05601  
802/223-2266  
802/223-3378 FAX  
VT Lic. #92-000180

James H. Powers, CPA  
Fred Duplessis, CPA  
Richard J. Brigham, CPA  
Chad A. Hewitt, CPA  
Wendy C. Gilwee, CPA

February 11, 2008

Honorable Mayor and City Council  
City of Burlington  
Burlington, Vermont 05401

We are in the process of auditing the financial statements of the City of Burlington, Vermont as of and for the year ended June 30, 2007.

The financial statements and our reports thereon will be available for inspection at the City Treasurer's Office.

*Sullivan, Powers & Company*



**CITY OF BURLINGTON, VERMONT**  
**BALANCE SHEETS - CITY GENERAL FUND AND SCHOOL GENERAL FUND**  
**"Preliminary Statements"**  
**June 30, 2007**

	<u>City General Fund</u>	<u>School Department General Fund</u>
<b>ASSETS</b>		
Cash and Cash Equivalents	\$ 5,585,865	\$ 3,688,607
Investments	308,260	0
Receivables:		
Taxes	1,977,687	0
Accounts, net of allowances for doubtful accounts	1,685,624	904,976
Due from Other Funds	490,565	0
Inventories	191,397	0
Other Current Assets	1,135,655	0
<b>Total Assets</b>	<u><b>11,375,053</b></u>	<u><b>4,593,583</b></u>
 <b>LIABILITIES AND FUND EQUITY</b>		
<b>LIABILITIES:</b>		
Accounts and Contracts Payable	2,464,084	360,692
Accrued Payroll & Benefits Payable	672,449	3,327,799
Other Accrued Liabilities	285,333	0
Due to Other Funds	0	0
Deferred Revenue	1,610,841	728,787
Insurance Reserves	343,353	0
<b>Total Liabilities</b>	<u><b>5,376,060</b></u>	<u><b>4,417,278</b></u>
 <b>FUND EQUITY</b>		
Reserved for		
Inventories and Prepaid Expenditures	684,081	0
Other Purposes	1,600,006	0
Unreserved:		
Designated	1,342,683	400,000
Undesignated	2,372,223	-223,695
<b>Total Fund Equity</b>	<u><b>5,998,993</b></u>	<u><b>176,305</b></u>
 <b>Total Liabilities and Fund Equity</b>	 <u><b>\$ 11,375,053</b></u>	 <u><b>\$ 4,593,583</b></u>



**CITY OF BURLINGTON, VERMONT  
SCHEDULE OF REVENUES, EXPENDITURES & CHANGE IN FUND BALANCE  
GENERAL FUND "PRELIMINARY"  
FOR THE YEAR ENDED JUNE 30, 2007**

<b>REVENUE SOURCE</b>	<b>FUND</b>
Property Taxes	\$ 23,931,902
Tax Increment Financing	905,051
Gross Receipts Taxes (Rooms & Meals)	2,145,480
Local Option Sales Tax	1,785,068
Payments in Lieu of Taxes	1,868,989
Fines & Forfeits	1,585,399
Licenses & Permits	4,201,948
Charges for Services	7,146,994
Miscellaneous Revenues	1,687,106
Interest Revenue	296,532
Intergovernmental Revenues	1,425,086
Reimbursements & Operating Transfers In	4,527,907
<b>Total Revenues and Other Financing Sources</b>	<b>51,507,462</b>
<b>EXPENDITURES</b>	
General Administration Departments	3,643,381
Benefits & Administrative Expense	4,790,420
General Governmental Expense	1,587,745
Safety Services	14,366,754
Cultural & Recreation	5,791,837
Public Works Function	1,816,062
Operating Transfers Out to Other Funds	6,197,463
Debt Service Principal & Interest	4,162,176
Capital Outlay and Infrastructure Improvements	6,278,735
<b>Total Expenditures</b>	<b>48,634,573</b>
<b>Net Change in Assets</b>	<b>2,872,889</b>
<b>Fund Balance - July 1, 2006</b>	<b>3,126,104</b>
<b>Fund Balance - June 30, 2007</b>	<b>\$ 5,998,993</b>



**CITY OF BURLINGTON, VERMONT  
RESTRICTED AND DESIGNATED FUND BALANCES - GENERAL FUND  
"PRELIMINARY STATEMENT"  
FOR THE YEAR ENDED JUNE 30, 2007**

The City's General Fund Balance as of June 30, 2007 was \$5,998,993. The reserved and designated fund balance of the General Fund as of June 30, 2007 consisted of the following items.

**RESTRICTED:**

Inventory & Prepaid Expenses	\$	684,081
Parking Fund by Charter		23,000
Health Insurance Reserve		342,971
Library Books and Donations		108,325
Public Records Restoration		32,598
Impact Fees		719,573
Police Equitable Sharing Funds		373,539
<b>Total Restricted</b>		<u>2,284,087</u>

**DESIGNATED TAX ITEMS:**

CCTA Tax & County Tax	46,450
Conservation Legacy Tax	313,983
Capital and Working Capital Funds	319,277
Insurance Reserve	284,824
Employee Benefit Reserve	495,116
Parks - Greenbelt Dedicated Taxes	58,969
Cemetery Capital	1,236
Gosse Court/Leddy Park Capital	499,337
Street Repaving	25,196
Lakeview Garage Maintenance Reserve TIF	245,149
<b>Subtotal Designated Tax Items</b>	<u>2,289,537</u>

Less: Uncollected Taxes, Penalties & Interest	<u>(1,013,881)</u>
<b>Total Designated Tax Items</b>	<u>1,275,656</u>

**DESIGNATED ITEMS:**

Recycling Funds	<u>67,027</u>
<b>Total Designated</b>	<u>67,027</u>

**TOTAL DESIGNATED & RESTRICTED** 3,626,770

**UNDESIGNATED** 2,372,223

**TOTAL FUND BALANCE** \$ 5,998,993





**CITY OF BURLINGTON, VERMONT  
SCHEDULE OF REVENUES, EXPENDITURES, AND CHANGES IN FUND BALANCES  
SCHOOL GENERAL FUND  
"PRELIMINARY STATEMENTS"  
FOR THE YEAR ENDED JUNE 30, 2007**

	<b>SCHOOL DEPARTMENT GENERAL FUND</b>
<b>REVENUES:</b>	
Payments in lieu of taxes	\$ 1,275,832
Intergovernmental revenues - (Includes Property Taxes)	36,871,887
Charges for services	468,138
Investment Income	201,894
Other Revenue	326,829
<b>TOTAL REVENUES</b>	<b>39,144,580</b>
<b>EXPENDITURES:</b>	
Education	37,993,716
<b>Subtotal</b>	<b>37,993,716</b>
<b>DEBT SERVICE -</b>	
Bond and note principal retirement	660,570
Interest charges	292,981
Bond Issue Costs	8,015
<b>TOTAL EXPENDITURES</b>	<b>38,955,282</b>
<b>EXCESS OF REVENUES OVER (UNDER) EXPENDITURES</b>	<b>189,298</b>
<b>OTHER FINANCING SOURCES (USES):</b>	
Transfer Out	(1,070,438)
Refunding Bonds Issued	614,105
Payment to Refunding Bond Escrow Agent	(610,000)
Bond Premium	4,307
<b>TOTAL OTHER FINANCING SOURCES (USES)</b>	<b>(1,062,026)</b>
<b>NET CHANGE IN ASSETS</b>	<b>(872,728)</b>
<b>FUND BALANCE - JULY 1, 2006</b>	<b>1,049,033</b>
<b>FUND BALANCE - JUNE 30, 2007</b>	<b>\$ 176,305</b>



CITY OF BURLINGTON, VERMONT  
 "PRELIMINARY" STATEMENT OF NET ASSETS FOR ENTERPRISE FUNDS  
 JUNE 30, 2007

	<u>Electric Utility</u>	<u>Airport</u>	<u>Water Resources</u>	<u>Wastewater</u>	<u>Telecom</u>
<b>ASSETS</b>					
Current Assets					
Cash and Cash Equivalents	\$ 3,205,061	\$ 8,541,988	\$ 181,179	\$ (640,861)	\$ (5,159,653)
Investments	0	20,000	0	0	0
Restricted Cash and Investments	1,632,120	0	1,218,656	0	0
Accounts Receivable (Net of Allowance for Uncollectible Accounts)	4,475,828	8,828,141	480,845	565,713	250,275
Notes Receivable - Current	60,000	0	0	0	0
Due from Other Governments	0	0	0	0	0
Due from BCDC - Current	0	53,460	0	0	0
Interfund Loans - Current	46,626	0	0	0	0
Accrued Interest Receivable	0	0	5,163	0	0
Estimated Unbilled Revenues	2,075,142	286,340	431,673	375,692	54,557
Inventories	3,934,481	245,479	168,766	121,461	0
Other Current Assets	297,470	0	236	2,390	20,472
<b>Total Current Assets</b>	<b>15,726,728</b>	<b>17,975,408</b>	<b>2,486,518</b>	<b>424,395</b>	<b>(4,834,349)</b>
Noncurrent Assets					
Restricted Cash and Investments	15,741,964	1,111,227	160,000	0	0
Due from BCDC	0	1,294,658	0	0	0
Notes Receivable - Long Term	1,740,000	0	0	0	0
Interfund Receivables - Long Term	399,677	0	0	0	0
Investment in Associated Company	5,070,526	0	0	0	0
Other Long Term-Assets, Net of Accumulated Amortization	18,030,141	1,478,089	98,003	0	67,246
Capital Assets					
Land	572,185	17,789,385	51,250	847,952	157,800
Construction in Progress	886,925	3,307,191	0	0	474,603
Land Improvements	0	26,616,527	0	0	0
Buildings and Building Improvements	0	72,162,511	0	0	2,559,653
Vehicles, Machinery and Equipment	0	4,386,217	1,111,375	11,617,964	2,372,606
Production, General and Other Plant	56,622,496	0	0	0	0
Transmission and Distribution Plant	51,162,051	0	33,534,221	47,123,817	17,627,248
Less Accumulated Depreciation	(58,992,546)	(38,416,461)	(20,853,538)	(21,269,031)	(1,616,111)
<b>Total Noncurrent Assets</b>	<b>91,233,419</b>	<b>89,729,344</b>	<b>14,101,311</b>	<b>38,320,702</b>	<b>21,643,045</b>
<b>Total Assets</b>	<b>106,960,147</b>	<b>107,704,752</b>	<b>16,587,829</b>	<b>38,745,097</b>	<b>16,808,696</b>



CITY OF BURLINGTON, VERMONT  
 "PRELIMINARY" STATEMENT OF NET ASSETS FOR ENTERPRISE FUNDS  
 JUNE 30, 2007

	<u>Electric Utility</u>	<u>Airport</u>	<u>Water Resources</u>	<u>Wastewater</u>	<u>Telecom</u>
<b>LIABILITIES</b>					
Current Liabilities					
Accounts and Contracts Payable	3,407,547	996,460	32,690	85,042	1,728,275
Accrued Payroll and Benefits Payable	567,945	22,066	18,837	13,929	23,178
Accrued Interest Payable	21,555	1,126,980	0	0	132,173
Due to Other funds	0	1,668	3,126	3,312	1,736
Deferred Revenue	0	0	57,963	0	0
Payable from Restricted Assets - Accrued Interest	1,632,120	0	173,656	0	0
General Obligation Bonds Payable - Current Portion	309,870	0	0	0	0
Revenue Bonds Payable - Current Portion	5,765,000	2,065,000	1,045,000	576,310	0
Capital Leases Payable - Current Portion	23,398	0	94,995	0	500,000
<b>Total Current Liabilities</b>	<b>11,727,435</b>	<b>4,212,174</b>	<b>1,426,267</b>	<b>678,593</b>	<b>2,385,362</b>
Non Current Liabilities					
General Obligation Bonds Payable	3,346,125	0	0	25,549,949	0
Revenue Bonds Payable	39,109,532	44,113,225	5,812,753	0	0
Capital leases Payable	52,547	0	189,104	0	21,239,761
Accrued Compensated Absences Payable	789,108	151,585	130,973	69,088	32,637
Net Pension Obligation	0	0	20,802	9,084	0
Other Noncurrent Liabilities	31,514	0	0	0	0
Deferred Credit	8,346	0	0	0	0
<b>Total Noncurrent Liabilities</b>	<b>43,337,172</b>	<b>44,264,810</b>	<b>6,153,632</b>	<b>25,628,121</b>	<b>21,272,398</b>
<b>Total Liabilities</b>	<b>55,064,607</b>	<b>48,476,984</b>	<b>7,579,899</b>	<b>26,306,714</b>	<b>23,657,760</b>
<b>NET ASSETS</b>					
Investment in Capital Assets	8,053,930	41,354,157	6,799,459	12,194,443	0
Restricted - Debt Service/Renewal and Replacements	17,633,932	9,471,408	1,205,000	0	0
Unrestricted (Deficit)	26,207,678	8,402,203	1,003,471	243,940	(6,849,064)
<b>Total Net Assets</b>	<b>51,895,540</b>	<b>59,227,768</b>	<b>9,007,930</b>	<b>12,438,383</b>	<b>(6,849,064)</b>
<b>Total Liabilities and Net Assets</b>	<b>\$ 106,960,147</b>	<b>\$ 107,704,752</b>	<b>\$ 16,587,829</b>	<b>\$ 38,745,097</b>	<b>\$ 16,808,696</b>



**CITY OF BURLINGTON, VERMONT**  
**STATEMENT OF REVENUES, EXPENSES AND CHANGES IN NET ASSETS**  
**"PRELIMINARY" PROPRIETARY FUNDS**  
**FOR THE YEAR ENDED JUNE 30 2007**

	Electric Utility Fund	Airport Fund	Water Resources Fund	Wastewater Fund	Telecom
<b>OPERATING REVENUES</b>					
Charges for Services	\$ 45,585,241	\$ 10,521,250	\$ 4,987,569	\$ 5,338,678	\$ 1,224,230
Miscellaneous	3,534,563	57,799	104,463	0	0
<b>Total Operating Revenues</b>	<b>49,119,804</b>	<b>10,579,049</b>	<b>5,092,032</b>	<b>5,338,678</b>	<b>1,224,230</b>
<b>OPERATING EXPENSES</b>					
Operating, maintenance and general and administrative exp.	36,066,386	8,157,187	3,342,140	3,534,959	2,909,325
Depreciation and amortization	4,776,476	3,281,679	698,478	1,517,416	867,939
Payments in lieu of taxes	1,315,239	0	222,612	764,520	88,346
<b>Total Operating Expenses</b>	<b>42,158,101</b>	<b>11,438,866</b>	<b>4,263,230</b>	<b>5,816,895</b>	<b>3,865,610</b>
<b>OPERATING INCOME/(LOSS)</b>	<b>6,961,703</b>	<b>(859,817)</b>	<b>828,802</b>	<b>(478,217)</b>	<b>(2,641,380)</b>
<b>NONOPERATING REVENUES ( EXPENSES)</b>					
Other Income/Expense (Net)	419,555	5,913	0	0	0
Dividends from Associated Companies	582,438	0	0	0	0
Grant Income	0	57,344	0	0	0
Passenger Facility Charges	0	2,942,866	0	0	0
Investment Income	1,049,537	414,771	48,971	0	401,419
Interest Expense	(3,469,224)	(2,264,583)	(397,745)	(59,499)	(830,853)
Amortization of Bond Issue Costs	(1,739,474)	(97,751)	(19,601)	0	0
Gain/(Loss) on Sale of Capital Assets	(428,381)	0	0	0	0
Grant Expense	0	(59,050)	0	0	0
<b>Total Nonoperating Revenues ( Expenses)</b>	<b>(3,585,549)</b>	<b>999,510</b>	<b>(368,375)</b>	<b>(59,499)</b>	<b>(429,434)</b>
Income ( Loss) Before Contributions & Transfers	3,376,154	139,693	460,427	(537,716)	(3,070,814)
Capital Contributions	1,620,127	5,692,691	0	165,840	0
Transfers In	0	0	0	165,000	159,500
<b>Change in Net Assets</b>	<b>4,996,281</b>	<b>5,832,384</b>	<b>460,427</b>	<b>(206,876)</b>	<b>(2,911,314)</b>
<b>Total Net Assets, July 1, 2006</b>	<b>46,899,259</b>	<b>53,395,384</b>	<b>8,547,503</b>	<b>12,645,259</b>	<b>(3,780,250)</b>
<b>Total Net Assets, July 1, 2007</b>	<b>\$ 51,895,540</b>	<b>\$ 59,227,768</b>	<b>\$ 9,007,930</b>	<b>\$ 12,438,383</b>	<b>\$ (6,691,564)</b>



**CITY OF BURLINGTON, VERMONT**  
**"PRELIMINARY" STATEMENT OF FIDUCIARY NET ASSETS - PENSION TRUST FUND**  
**JUNE 30, 2007**

	<b>PENSION TRUST FUND</b>
<b><u>ASSETS</u></b>	
Cash	\$ 633,843
Investments	127,166,277
Accrued Interest Receivable	265,064
Due from Employees	62,571
Reimbursement Receivable	12,792
Due from Other Funds	17,131
<b>Total Assets</b>	<b><u>128,157,678</u></b>
<b><u>LIABILITIES</u></b>	
Accounts Payable	88,033
Accrued Liabilities	317,665
Compensated Absences	8,269
<b>Total Liabilities</b>	<b><u>413,967</u></b>
<b>NET ASSETS</b>	
Held in Trust For:	
Employees' Pension Benefits	<u>127,743,711</u>
<b>Total Net Assets</b>	<b><u>\$ 127,743,711</u></b>



**CITY OF BURLINGTON, VERMONT**  
**"PRELIMINARY" STATEMENT OF CHANGES IN FIDUCIARY NET ASSETS PENSION TRUST FUND**  
**FOR THE YEAR ENDED JUNE 30, 2007**

	<b>PENSION TRUST FUND</b>
<b><u>ADDITIONS</u></b>	
Contributions	
Employer - Pension	\$ 6,228,710
Employer - FICA	2,339,594
Plan Members	1,294,382
	<hr/>
<b>Total Contributions</b>	<b>9,862,686</b>
Investment Earnings	
Interest and Dividends	12,437,752
Net decrease in the Fair Value of Investments	6,644,764
	<hr/>
<b>Total Investment Earnings</b>	<b>19,082,516</b>
Less Investment Expense	(689,768)
	<hr/>
<b>Net Investment Earnings</b>	<b>18,392,748</b>
	<hr/>
<b>Total Additions</b>	<b>28,255,434</b>
<b><u>DEDUCTIONS</u></b>	
Benefits - Pension	6,243,027
Benefits - FICA	2,339,594
Benefits - Post Employment Health	68,449
Refunds of Contributions	61,361
Administrative Expenses	204,051
	<hr/>
<b>Total Deductions</b>	<b>8,916,482</b>
	<hr/>
<b>Change in Net Assets</b>	<b>19,338,952</b>
<b>Net Assets - July 1, 2006</b>	<b>108,404,759</b>
	<hr/>
<b>Net Assets - June 30, 2007</b>	<b>\$ 127,743,711</b>
	<hr/> <hr/>



**CITY OF BURLINGTON, VERMONT**  
**SCHEDULE OF LONG-TERM LIABILITIES**  
 as of June 30, 2007

	Issue Date	Interest Rate %	Maturity Date	Original Issue	Outstanding 6/30/2006	New Issue	Amount Refunded	Principal Reduction	Outstanding 6/30/2007		
<b>Governmental Activities:</b>											
<b>General City</b>											
69	G.O. 1996 Series A Refunding Bonds	06/15/96	3.80-5.40	12/01/2009	5,695,000	2,035,000	0	1,445,000	590,000	0	
87	Urban Renewal 1998 Refunding Bonds	08/03/98	4.25-4.55	12/01/2011	835,000	435,000	0	0	65,000	370,000	
90	G.O. 1998 Series B Refunding Bonds	08/03/98	4.25-4.55	12/01/2011	174,167	90,000	0	0	13,334	76,666	
91	General Improvements 1998 Series A	08/03/98	4.20-4.30	12/01/2008	750,000	260,000	0	0	85,000	175,000	
100	General Improvements 1999 Series B	07/20/99	4.25-4.80	12/01/2009	750,000	340,000	0	0	80,000	260,000	
105	General Improvements 2000 Series A	10/12/00	4.25-4.75	12/01/2010	750,000	420,000	0	0	75,000	345,000	
107	General Improvements 2001 Series A	10/01/01	3.00-4.00	11/01/2011	750,000	485,000	0	0	75,000	410,000	
108	North/South Connector 2001 Refunding Bonds	10/01/01	3.00-3.10	11/01/2006	1,035,000	215,000	0	0	215,000	0	
109	Waterfront Imp. 2001 Refunding Bonds	10/01/01	3.00	11/01/2006	1,090,000	225,000	0	0	225,000	0	
115	General Improvements 2002 Series A	07/30/02	3.00-4.00	09/01/2012	750,000	550,000	0	0	70,000	480,000	
118	Fire Equipment Bond 2003A	05/01/03	3.50-4.00	11/01/2018	2,500,000	2,235,000	0	0	135,000	2,100,000	
129	General Improvements 2003 Series B	10/15/03	2.00-3.75	11/01/2013	750,000	620,000	0	0	70,000	550,000	
136	General Improvements 2004 Refunding Series B	07/15/04	2.00-3.80	12/01/2016	530,000	480,000	0	0	60,000	420,000	
138	General Improvements 2004 Series A	07/15/04	2.25-3.75	05/01/2015	750,000	690,000	0	0	70,000	620,000	
139	General Improvements 2005 Series A	06/28/05	3.50-3.60	11/01/2015	250,000	250,000	0	0	20,000	230,000	
143	General Improvements 2005 Series B	07/06/05	3.25-3.50	11/1/2015	1,000,000	1,000,000	0	0	75,000	925,000	
148	General Improvements 2006 Refunding Series B	10/10/06	3.75	12/1/2009	1,454,867	0	1,454,867	0	0	1,454,867	
150	General Improvements 2006 Series B	10/10/06	3.50-4.00	11/1/2026	1,000,000	0	1,000,000	0	0	1,000,000	
	<b>Subtotal</b>				<b>20,814,034</b>	<b>10,330,000</b>	<b>2,454,867</b>	<b>1,445,000</b>	<b>1,923,334</b>	<b>9,416,533</b>	
<b>School</b>											
71	G.O. School 1996 Series A Refunding Bonds	06/15/96	3.80-5.40	12/01/2009	2,120,000	825,000	0	610,000	215,000	0	
88	G.O. School 1998 Series C Refunding Bonds	08/03/98	4.25-4.55	12/01/2011	696,667	360,000	0	0	53,333	306,667	
112	G.O. School 2002 Series Refunding Bonds	07/30/02	2.50-4.00	09/01/2013	1,070,000	820,000	0	0	90,000	730,000	
114	G.O. School 2002 Series A Bonds	07/30/02	3.00-4.375	03/01/2018	860,000	770,000	0	0	30,000	740,000	
137	G.O. School 2004 Refunding Series B Bonds	07/15/04	2.00-3.80	12/01/2016	2,370,000	2,125,000	0	0	270,000	1,855,000	
145	G.O. School 2005 Series B Bonds	07/06/05	3.25-4.2	11/1/2025	750,000	750,000	0	0	15,000	735,000	
147	G.O. School 2006 Refunding Series B Bonds	10/10/06	3.75	12/1/2006	614,105	0	614,105	0	0	614,105	
152	G.O. School 2006 Series A Bonds	10/10/06	3.50-4.00	11/1/2026	750,000	0	750,000	0	0	750,000	
153	G.O. School 2006 Series A Bonds - Athletic Field	10/10/06	3.50-4.00	11/1/2026	3,615,000	0	3,615,000	0	0	3,615,000	
	<b>Subtotal</b>				<b>12,845,772</b>	<b>5,650,000</b>	<b>4,979,105</b>	<b>610,000</b>	<b>673,333</b>	<b>9,345,772</b>	
<b>Certificates of Participation</b>											
94	Downtown Parking - Certificate of Participation	06/01/99	4.30-4.80	12/01/2018	5,500,000	3,580,000	0	0	390,000	3,190,000	
95	Waterfront Refunding - Certificate of Participation	06/01/99	4.30-4.80	12/01/2018	1,390,000	1,040,000	0	0	60,000	980,000	
103	Capital Projects - Certificate of Participation	06/27/00	5.375-5.75	12/01/2020	4,100,000	3,430,000	0	0	150,000	3,280,000	
116	Police Facility - Certificate of Participation Refunding	07/30/02	3.00-4.25	05/01/2015	2,075,000	1,530,000	0	0	145,000	1,385,000	
140	Downtown Parking - Certificate of Participation	6/7/2005	4.0-4.375	05/01/2025	7,870,000	7,870,000	0	0	0	7,870,000	
	<b>Subtotal</b>				<b>20,935,000</b>	<b>17,450,000</b>	<b>0</b>	<b>0</b>	<b>745,000</b>	<b>16,705,000</b>	
<b>Other Notes Payable</b>											
96	Pease Grain Lot & Central Garage Mortgage	05/10/98	7.20	05/15/2008	840,000	504,000	0	0	42,000	462,000	
97	Winooski Main Street Lot Mortgage	05/10/98	5.00	05/15/2008	260,000	156,000	0	0	13,000	143,000	
98	HUD Section 108 - US Guaranteed Notes 1999	04/28/99	5.40-6.20	08/01/2017	1,930,000	1,285,000	0	0	120,000	1,165,000	
128	HUD Section 108 - US Guaranteed Notes 2003	02/12/03	3.25	08/01/2022	3,602,000	1,802,000	0	0	0	1,800,000	
142	VEDA/State Infrastructure loan	03/08/05	2.50	03/08/2012	304,531	114,544	0	0	48,285	66,259	
	<b>Subtotal</b>				<b>6,936,531</b>	<b>3,861,544</b>	<b>0</b>	<b>0</b>	<b>223,285</b>	<b>3,638,259</b>	
<b>Subtotal Gross Bonds</b>					<b>61,531,337</b>	<b>37,291,544</b>	<b>7,433,972</b>	<b>2,055,000</b>	<b>3,564,952</b>	<b>39,105,564</b>	
Add Unamortized Premium						89,437	78,632	0	7,589	160,480	
Add Deferred Gain on Refunding						0	1,481	0	0	1,481	
Subtract Deferred Loss on Refunding						(101,216)	0	0	(9,202)	(92,014)	
<b>Total Governmental Activities</b>						<b>61,531,337</b>	<b>37,279,765</b>	<b>7,514,085</b>	<b>2,055,000</b>	<b>3,563,339</b>	<b>39,175,511</b>

PRELIMINARY 2007 ANNUAL FINANCIAL REPORT



**SCHEDULE OF LONG-TERM LIABILITIES**  
as of June 30, 2007

	Issue Date	Interest Rate %	Maturity Date	Original Issue	Outstanding 6/30/2006	New Issue	Amount Refunded	Principal Reduction	Outstanding 6/30/2007
<b>Business-type Activities:</b>									
<b>Electric Department General Obligation Bonds:</b>									
23	06/01/79	5.75	05/01/2008	1,200,000	100,000	0	0	50,000	50,000
70	06/15/96	3.80-5.40	12/01/2009	555,000	200,000	0	145,000	55,000	0
89	08/03/98	4.25-4.55	12/01/2011	174,167	90,000	0	0	13,333	76,667
110	10/01/01	3.00-3.10	11/01/2006	570,000	45,000	0	0	45,000	0
113	07/30/02	2.50-3.50	09/01/2008	120,000	65,000	0	0	20,000	45,000
135	07/15/04	2.00-3.80	12/01/2016	510,002	460,000	0	0	60,000	400,000
141	06/28/05	3.50-4.20	11/01/2025	1,000,000	1,000,000	0	0	20,000	980,000
144	07/06/05	3.25-4.20	11/01/2025	1,000,000	1,000,000	0	0	25,000	975,000
149	10/10/06	3.75	12/1/2009	146,028	0	146,028	0	0	146,028
151	10/10/06	3.50-4.00	11/1/2026	1,000,000	0	1,000,000	0	0	1,000,000
			<b>Subtotal</b>	<b>6,275,197</b>	<b>2,960,000</b>	<b>1,146,028</b>	<b>145,000</b>	<b>288,333</b>	<b>3,672,695</b>
					6,323	12,923	0	860	18,386
			<b>Subtract Unamortized Discount</b>		(1,547)	0	0	(38)	(1,509)
			<b>Subtract Deferred Loss on Refunding</b>		(38,869)	(9,446)	0	(14,738)	(33,577)
			<b>Subtotal Electric Fund</b>	<b>6,275,197</b>	<b>2,925,907</b>	<b>1,149,505</b>	<b>145,000</b>	<b>274,417</b>	<b>3,655,995</b>
<b>Wastewater General Obligation Bonds:</b>									
102	12/06/90	0.00	12/01/2010	5,378,105	4,840,298	0	0	161,344	4,678,954
101	02/12/92	0.00	12/01/2014	19,403,807	18,645,418	0	0	291,058	18,354,360
103	09/06/06	2.00	02/01/2027	1,650,000	41,458	1,494,302	0	0	1,535,760
108	07/01/00	2.00	10/01/2026	2,500,000	1,670,556	30,027	0	143,400	1,557,183
			<b>Subtotal Wastewater Fund</b>	<b>28,931,912</b>	<b>25,197,730</b>	<b>1,524,329</b>	<b>0</b>	<b>595,802</b>	<b>26,126,257</b>
<b>Electric Department Revenue Bonds:</b>									
77	04/01/96	3.80-6.38	12/01/2012	54,475,000	29,250,000	0	0	3,485,000	25,765,000
126	12/01/01	2.30-4.60	07/01/2014	11,115,000	9,585,000	0	0	590,000	8,995,000
127	04/01/02	5.00-5.375	07/01/2014	20,875,000	18,295,000	0	0	1,030,000	17,265,000
130	04/15/04	4.27	07/01/2024	10,000,000	9,655,000	0	0	365,000	9,290,000
			<b>Subtotal</b>	<b>96,465,000</b>	<b>66,785,000</b>	<b>0</b>	<b>0</b>	<b>5,470,000</b>	<b>61,315,000</b>
			<b>Add Unamortized Premium</b>		1,693,667	0	0	163,089	1,530,578
			<b>Subtract Unamortized Discount</b>		(62,279)	0	0	(4,224)	(58,055)
			<b>Subtract Deferred Loss on Refunding</b>		(19,534,856)	0	0	(1,621,865)	(17,912,991)
			<b>Subtotal</b>	<b>96,465,000</b>	<b>48,881,532</b>	<b>0</b>	<b>0</b>	<b>4,007,000</b>	<b>44,874,532</b>
<b>Water Resources Revenue Bonds:</b>									
82	07/10/97	4.10-5.00	12/01/2012	13,925,000	8,060,000	0	0	995,000	7,065,000
			<b>Subtotal</b>	<b>13,925,000</b>	<b>8,060,000</b>	<b>0</b>	<b>0</b>	<b>995,000</b>	<b>7,065,000</b>
			<b>Subtract Deferred Loss on Refunding</b>		(248,697)	0	0	(41,450)	(207,247)
			<b>Subtotal</b>	<b>13,925,000</b>	<b>7,811,303</b>	<b>0</b>	<b>0</b>	<b>953,550</b>	<b>6,857,753</b>
<b>Airport Revenue Bonds:</b>									
78	05/01/97	3.85-5.60	07/01/2017	12,380,000	8,935,000	0	0	545,000	8,390,000
79	05/01/97	4.00-5.75	07/01/2017	7,450,000	5,405,000	0	0	325,000	5,080,000
104	05/17/00	4.80-6.20	07/01/2020	10,435,000	8,775,000	0	0	385,000	8,390,000
119	06/11/03	2.00-5.00	07/01/2028	24,800,000	24,800,000	0	0	725,000	24,075,000
			<b>Subtotal</b>	<b>55,065,000</b>	<b>47,915,000</b>	<b>0</b>	<b>0</b>	<b>1,980,000</b>	<b>45,935,000</b>
			<b>Add Unamortized Premium</b>		335,435	0	0	25,613	309,822
			<b>Subtract Unamortized Discount</b>		(77,220)	0	0	(10,623)	(66,597)
			<b>Subtotal</b>	<b>55,065,000</b>	<b>48,173,215</b>	<b>0</b>	<b>0</b>	<b>1,994,990</b>	<b>46,178,225</b>
			<b>Total Business-type</b>	<b>200,662,109</b>	<b>132,989,687</b>	<b>2,673,834</b>	<b>145,000</b>	<b>7,825,759</b>	<b>127,692,762</b>
			<b>Total of All Bonds</b>	<b>262,193,446</b>	<b>170,269,452</b>	<b>10,187,919</b>	<b>2,200,000</b>	<b>11,389,098</b>	<b>166,868,273</b>
<b>Tax and Bond Anticipation &amp; Other Notes Payable</b>									
			Tax Anticipation Note - General Fund	2,000,000	0	2,000,000	0	2,000,000	0
			Tax Anticipation Note - General Fund	6,000,000	0	6,000,000	0	6,000,000	0
				<b>8,000,000</b>	<b>0</b>	<b>8,000,000</b>	<b>0</b>	<b>8,000,000</b>	<b>0</b>
<b>Interfund Loans</b>									
106	05/18/92	7.00	05/18/2017	674,000	419,963	0	0	28,439	391,524
120	06/10/02	4.75-6.50	06/10/2009	115,000	20,716	0	0	20,716	0
123	06/01/03	6.00	07/01/2010	117,051	72,810	0	0	16,602	56,208
			<b>Total Interfund Loans</b>	<b>906,051</b>	<b>513,489</b>	<b>0</b>	<b>0</b>	<b>65,757</b>	<b>447,732</b>